

GADSDEN INDEPENDENT SCHOOL DISTRICT

Quarterly Budget Report
For the Quarter Ended
March 31, 2014



School Board Meeting
May 22, 2014

Table of Contents

- ITEM I: Executive Summary
- ITEM II: Cash Report – March 31, 2014
- ITEM III: Summary of Investments As of
March 31, 2014
- ITEM IV: Graphs
- Revenues By Fund
 - Expenditures By Fund
 - Operational Fund Expenditures
 - Cash Balance/Temporary Loan
Balance Trend
 - Outstanding Reimbursements
- ITEM V: Revenue Report – All Funds
January 1, 2014 – March 31, 2014
- ITEM VI: Budget and Exp Report – Fund Totals
January 1, 2014 – March 31, 2014
- ITEM VII: State of NM Public School Operating
Budget – Actuals Revenue Rollup Report
Third Qtr. 2014 (Jan-Mar) – Revenue
Submitted
- ITEM VIII: State of NM Public School Operating
Budget – Actuals Expenditure Rollup
Report Third Qtr. 2014 (Jan-Mar) –
Expenditure Submitted

Executive Summary
March 31, 2014
Quarterly Budget Report

1. Operational Fund Revenues as of March 31, 2014 - \$73,444,077 which represents 75.65% of budgeted Revenues.
2. Operational Fund Expenditures as of March 31, 2014 - \$65,213,356 which represents 61.76% of budgeted Expenditures.
3. The March 31, 2014 Operational Fund Cash Balance before loans was \$29,217,288. The cash balance after temporary loans of \$2,209,364 to the grant funds was \$27,007,924. Grant funds that reported a negative cash balance as of March 31, 2014 totaled \$2,209,364 which represents an increase of \$190,051 from the February 28, 2014 negative balances.
4. As of March 31, 2014, the PED and other grant funding agencies owed the District approximately \$3,930,787 for current year grant fund expenditures. PED owed the District approximately \$1,046,113 for School Lunch expenditures and \$480,735 for capital project expenditures. These amounts are not reflected in the temporary loans noted in Item 3 above. The negative cash balances noted in Item 3 are a result of the outstanding amounts owed to the District.
5. Total Revenues for all funds as of March 31, 2014- \$122,698,921. Of the total revenues received, the Operational Fund accounted for 59.86%, the Grant Funds 11.12%, Building Funds 12.82%, Debt Service Funds 6.47%, Student Nutrition 5.37% and all other funds 4.36%.
6. Total Expenditures for all funds as of March 31, 2014- \$113,929,445. Of the total expenditures incurred, the Operational Fund accounted for 57.24%, the Grant Funds 9.22%, Building Funds 13.35%, Debt Service 10.43%, Student Nutrition 4.77% and all other funds 4.99%.
7. Direct Instruction expenditures plus encumbrances for the Operational Fund as of March 31, 2014 were \$60,146,563 or 63.90% of the total Operational Fund expenditures.
8. As of March 31, 2014 the District had investments in Certificates of Deposit (CD's) totaling \$2,907,237. The CD's are currently earning interest at rates of 0.21% to 0.23% with a 60-180 day term.
9. As of March 31, 2014, the District had \$19,010,387 invested in US Treasury Bills with a Par Value of \$19,000,000. At March 31, 2014, the Fair Market Value of these investments was \$19,010,812 with a net unrealized gain of \$424.

Selected items from February 28, 2014 Report:

1. Operational Fund Revenues as of February 28, 2014 - \$64,364,396 which represents 67.32% of budgeted Revenues.
2. Operational Fund Expenditures as of February 28, 2014 - \$57,502,830 which represents 54.46% of budgeted Expenditures.
3. Total Revenues for all funds as of February 28, 2014- \$111,155,375. Of the total revenues received, the Operational Fund accounted for 58.80%, the Grant Funds 11.08%, Building Funds 13.74%, Debt Service Funds 6.89%, Student Nutrition 5.13% and all other funds 4.36%.
4. Total Expenditures for all funds as of February 28, 2014- \$101,281,948. Of the total expenditures incurred, the Operational Fund accounted for 56.78%, the Grant Funds 9.02%, Building Funds 12.66%, Debt Service 11.73%, Student Nutrition 4.78% and all other funds 5.03%.
5. Direct Instruction expenditures plus encumbrances for the Operational Fund as of February 28, 2014 were \$59,732,732 or 63.81% of the total Operational Fund expenditures.

**PED Cash Report
 for 2013-2014 Fiscal Year**

Previous Year Report ending date	06/30/2013 03/31/2014	OPERATIONAL FUND 11000	TEACHERAGE FUND 12000	TRANSPORTATION FUND 13000	INST. MATERIALS FUND 14000	FOOD SERVICES FUND 21000	ATHLETICS FUND 22000	NON-INSTRUCT. FUND 23000
Refer to "Instructions for PED Cash Report" for details on how to properly complete this form.								
Total Cash Balance 06/30/2013	+OR-	18,869,731.30	0.00	12,120.78	414,078.63	8,674,011.74	309,034.19	516,009.25
Current Year Rev. to Date (Per Receipts Report—excluding Refunds & including any Deposits in Transit)	+	73,444,076.96	0.00	3,925,127.00	848,872.75	6,592,137.16	117,762.98	460,896.82
Prior Year Warrants Voided	+	0.00	0.00	0.00	0.00	0.00	0.00	0.00
Total Resources to Date for Current Year 03/31/2014	=	92,313,808.26	0.00	3,937,247.78	1,262,951.38	15,266,148.90	426,797.17	976,906.07
Current Year Expenditures to Date (Enter as a Minus (Per Expenditure Report))	-	(65,213,355.77)	0.00	(4,224,122.02)	(1,101,015.98)	(5,439,676.24)	(18,725.23)	(333,670.45)
Permanent Cash Transfers/Reversions * Provide Full Explanation on Last Page	+OR-	0.00	0.00	(6,060.39)	0.00	0.00	0.00	0.00
Total Cash	=	27,100,452.49	0.00	(292,934.63)	161,935.40	9,826,472.66	408,071.94	643,235.62
Other Reconciling Items								
Payroll Liabilities	+	2,439,319.15	0.00	2,095.76	0.00	83,964.76	0.00	13.23
**Adjustments - Provide Full Explanation on Last Page	+OR-	(322,484.13)	0.00	0.00	0.00	0.00	0.00	0.00
TOTAL RECONCILED CASH BALANCE 03/31/2014	=	29,217,287.51	0.00	(290,838.87)	161,935.40	9,910,437.42	408,071.94	643,248.85
Total Outstanding Loans *** Provide Full Explanation on Last Page	+OR-	(2,209,363.47)	0.00	290,838.87	0.00	0.00	0.00	0.00
Total Ending Cash 03/31/2014	+OR-	27,007,924.04	0.00	(0.00)	161,935.40	9,910,437.42	408,071.94	643,248.85

School District: GADSDEN INDEPENDENT SCHOOL DISTRICT		PED Cash Report for 2013-2014 Fiscal Year				County: PED No.:	Dona Ana 019	
Charter Name: Month/Quarter 03/31/2014		FEDERAL FLOWTHROUGH FUND 24000	FEDERAL DIRECT FUND 25000	LOCAL GRANTS FUND 26000	STATE FLOWTHROUGH FUND 27000	STATE DIRECT FUND 28000	LOCAL OR STATE FUND 29000	BOND BUILDING FUND 31100
Total Cash Balance 06/30/2013	=	(4,359,600.28)	737,996.24	1,366,282.95	(752,059.29)	(92,804.91)	241,629.49	30,973,107.91
Current Year Rev. to Date (Per Receipts Report-excluding Refunds & including any Deposits in Transit)	+	10,263,580.76	719,385.17	479,879.84	1,888,851.78	182,221.76	114,442.62	9,510,283.41
Prior Year Warrants Voided	+	0.00	0.00	0.00	0.00	0.00	0.00	0.00
Total Resources to Date for Current Year 03/31/2014	=	5,903,980.48	1,457,381.41	1,846,162.79	1,136,792.49	89,416.85	356,072.11	40,483,391.32
Current Year Expenditures to Date Enter as a Minus (Per Expenditure Report)	-	(7,878,889.79)	(525,235.08)	(606,098.17)	(1,325,023.19)	(89,573.91)	(79,073.06)	(11,249,874.85)
Permanent Cash Transfers/Reversions * Provide Full Explanation on Last Page	+OR-	(973.89)	0.00	0.00	0.00	0.00	0.00	0.00
Total Cash	=	(1,975,883.20)	932,146.33	1,240,064.62	(188,230.70)	(157.06)	276,999.05	29,233,516.47
Other Reconciling Items								
Payroll Liabilities	+	245,689.85	20,092.47	9,704.31	32,528.52	0.00	0.00	0.00
**Adjustments - Provide Full Explanation on Last Page	-	(3,533.20)	0.00	0.00	(2,200.00)	0.00	0.00	0.00
TOTAL RECONCILED CASH BALANCE 03/31/2014	=	(1,733,726.55)	952,238.80	1,249,768.93	(157,902.18)	(157.06)	276,999.05	29,233,516.47
Total Outstanding Loans *** Provide Full Explanation on Last Page	+OR-	1,733,728.28	0.00	10,774.08	157,902.18	157.06	0.00	0.00
Total Ending Cash 03/31/2014	+OR-	1.73	952,238.80	1,260,543.01	0.00	0.00	276,999.05	29,233,516.47

School District: GADSDEN INDEPENDENT SCHOOL DISTRICT

Charter Name:

Month/Quarter 03/31/2014

**PED Cash Report
for 2013-2014 Fiscal Year**

County:
PED No.:

Dona Ana
019

		PUBLIC SCHOOL CAPITAL OUTLAY 31200	SPECIAL CAPITAL OUTLAY LOCAL 31300	SPECIAL CAPITAL OUTLAY STATE 31400	SPECIAL CAPITAL OUTLAY FEDERAL 31500	CAPITAL IMPROV. HB 33 31600	CAPITAL IMPROV. SB9 31700	ENERGY EFFICIENCY 31800
Total Cash Balance 06/30/2013	=	18,000.55	0.16	(8,627.76)	0.00	0.00	2,764,514.82	0.00
Current Year Rev. to Date (Per Receipts Report-excluding Refunds & including any Deposits in Transit)	+	0.00	0.00	8,629.00	0.00	0.00	3,459,365.83	0.00
Prior Year Warrants Voided	+	0.00	0.00	0.00	0.00	0.00	0.00	0.00
Total Resources to Date for Current Year 03/31/2014	=	18,000.55	0.16	1.24	0.00	0.00	6,223,880.65	0.00
Current Year Expenditures to Date Enter as a Minus (Per Expenditure Report)	-	0.00	0.00	(15,963.00)	0.00	0.00	(2,481,111.10)	0.00
Permanent Cash Transfers/Reversions * Provide Full Explanation on Last Page	+OR-	0.00	0.00	0.00	0.00	0.00	0.00	0.00
Total Cash	=	18,000.55	0.16	(15,961.76)	0.00	0.00	3,742,769.55	0.00
Other Reconciling Items								
Payroll Liabilities	+	0.00	0.00	0.00	0.00	0.00	0.00	0.00
**Adjustments - Provide Full Explanation on Last Page	-	0.00	0.00	0.00	0.00	0.00	0.00	0.00
TOTAL RECONCILED CASH BALANCE 03/31/2014	=	18,000.55	0.16	(15,961.76)	0.00	0.00	3,742,769.55	0.00
Total Outstanding Loans *** Provide Full Explanation on Last Page	+OR-	0.00	0.00	15,963.00	0.00	0.00	0.00	0.00
Total Ending Cash 03/31/2014	+OR-	18,000.55	0.16	1.24	0.00	0.00	3,742,769.55	0.00

School District: GADSDEN INDEPENDENT SCHOOL DISTRICT

Charter Name:

Month/Quarter 03/31/2014

**PED Cash Report
for 2013-2014 Fiscal Year**

County:
PED No.:

Dona Ana
019

	ED. TECH EQUIP ACT 31900	PSCOC 20% FUND 32100	DEBT SERVICE FUND 41000	DEFERRED SICK LEAVE FUND 42000	ED TECH DEBT SERVICE FUND 43000	GRAND TOTAL ALL FUNDS	
Total Cash Balance 06/30/2013	-	1,264,280.49	0.00	10,532,041.40	0.00	2,149,382.93	73,629,130.59
Current Year Rev. to Date (Per Receipts Report-excluding Refunds & including any Deposits in Transit)	+	2,750,292.80	0.00	6,870,389.78	0.00	1,062,724.49	122,698,920.91
Prior Year Warrants Voided	+	0.00	0.00	0.00	0.00	0.00	0.00
Total Resources to Date for Current Year 03/31/2014	=	4,014,573.29	0.00	17,402,431.18	0.00	3,212,107.42	0.00
Current Year Expenditures to Date Enter as a Minus (Per Expenditure Report)	-	(1,463,199.54)	0.00	(10,106,282.20)	0.00	(1,778,555.29)	(113,929,444.87)
Permanent Cash Transfers/Reversions * Provide Full Explanation on Last Page	+OR-	0.00	0.00	0.00	0.00	0.00	(7,034.28)
Total Cash	=	2,551,373.75	0.00	7,296,148.98	0.00	1,433,552.13	0.00
Other Reconciling Items							
Payroll Liabilities	+	0.00	0.00	0.00	0.00	0.00	2,833,408.05
**Adjustments - Provide Full Explanation on Last Page	-	0.00	0.00	0.00	0.00	0.00	(328,217.33)
TOTAL RECONCILED CASH BALANCE 03/31/2014	=	2,551,373.75	0.00	7,296,148.98	0.00	1,433,552.13	0.00
Total Outstanding Loans *** Provide Full Explanation on Last Page	+OR-	0.00	0.00	0.00	0.00	0.00	0.00
Total Ending Cash 03/31/2014	+OR-	2,551,373.75	0.00	7,296,148.98	0.00	1,433,552.13	0.00

**PED Cash Report
 for 2013-2014 Fiscal Year**

Account Name/Type	From Bank Statements			Adjustments to Bank Statements		Adjusted Bank Balance	Description	Adjustment Amount
	Bank	Statement	Overnight	Net Outstanding Items	Outstanding			
		Balance	Investments	(Checks) Deposits	Interbank transfers			
							From line 12 Grand Total All	84,896,763.07
Gadsden ISD Accounts Payable (A/P Clearing)	Wells Fargo	0.00	0.00	(1,545,682.19)	(28,581.98)	(1,574,264.17)	*Agency Funds Cash	657,935.30
Gadsden ISD Payroll (Payroll Clearing)	Wells Fargo	0.00	0.00	(103,367.42)	103,367.42	0.00	*Change Fund	1,070.00
Gadsden ISD (Operational/Federal Funds)	Wells Fargo	8,000,000.00	18,279,356.60	(76,142.90)	(74,785.44)	26,128,428.26		
Gadsden School Lunch Program (Food Services Fund)	Wells Fargo	0.00	8,545,371.88	48,135.67	0.00	8,593,507.55		
Gadsden ISD Principal Funds (Activity/Agency Funds)	Wells Fargo	1,022,390.00	0.00	22,900.60	0.00	1,045,290.60		
Gadsden ISD Athletic Fund Account (Athletics Fund)	Wells Fargo	283,802.03	0.00	143.00	0.00	283,945.03		
Gadsden ISD Building (Building Funds)	Wells Fargo	0.00	17,903,366.57	15,963.00	0.00	17,919,329.57		
Gadsden ISD Debt Service (Debt Service Funds)	Bank of the West	8,729,701.11	0.00	0.00	0.00	8,729,701.11		
Gadsden ISD Principal Funds (Activity/Agency Funds)	First American Bank	10,000.00	0.00	0.00	0.00	10,000.00		
Gadsden ISD Building (Building Funds)	First American Bank	200,000.00	2,302,206.43	0.00	0.00	2,502,206.43		
Student Lunch Program CD	Wells Fargo	1,495,535.44	0.00	0.00	0.00	1,495,535.44		
Operational Fund CD	Wells Fargo	1,007,187.86	0.00	0.00	0.00	1,007,187.86		
Athletics Fund CD	Wells Fargo	125,709.16	0.00	0.00	0.00	125,709.16		
Activity Funds CD	Wells Fargo	278,804.12	0.00	0.00	0.00	278,804.12		
Building Bond Fund (US Treasury Bills)	Wells Fargo Securities, LLC	16,009,869.10	0.00	0.00	0.00	16,009,869.10		
Operational Bond Fund (US Treasury Bills)	Wells Fargo Securities, LLC	3,000,518.31	0.00	0.00	0.00	3,000,518.31		
Totals		40,163,517.13	47,030,301.48	(1,638,050.24)	0.00	85,555,768.37		0.00

Please provide Page 1 of each of your Bank Statement(s).

Total Cash Balance 87,193,818.61

NOTE: Total Column H must equal total Column J

* PERMANENT CASH TRANSFERS/REVERSIONS (LINE 6)

Please identify all cash transfers and reversions per school district general ledger. Enter the name or fund number on the FROM FUND and TO FUND columns. Please list each transaction separately.

FROM FUND	AMOUNT FROM	TO FUND	Explicit Explanation
13000	6,060.39	PED	Return of FY12-13 Unexpended Cash Balance to NMPED
24119	973.89	PED	Return of PY Cash Balance to NMPED
Sub-Total	7,034.28		

** OTHER RECONCILING ITEMS (LINE 8 & 9)

Please identify all reconciling adjustments per school district general ledger. Enter the name or fund number on the FROM FUND and TO FUND columns. Please list each transaction separately.

FROM FUND	AMOUNT FROM	TO FUND	Explicit Explanation
11000	2,439,319.15	Outside Agencies	Payroll liabilities due to outside agencies
13000	2,095.76	Outside Agencies	Payroll liabilities due to outside agencies
21000	83,964.76	Outside Agencies	Payroll liabilities due to outside agencies
23000	13.23	Outside Agencies	Payroll liabilities due to outside agencies
24000	245,689.85	Outside Agencies	Payroll liabilities due to outside agencies
25000	20,092.47	Outside Agencies	Payroll liabilities due to outside agencies
26000	9,704.31	Outside Agencies	Payroll liabilities due to outside agencies
27000	32,528.52	Outside Agencies	Payroll liabilities due to outside agencies
Sub-Total (per line 8)	2,833,408.05		
Various (see above)	(325,713.18)	11000	Accounts Receivable due to Operational (i.e. workers compensation premium)
11000	3,229.05	Outside Agencies	Unreimbursed Medical Plan
Sub-Total	(322,484.13)		
24000	(3,533.20)	24000	Pre-paid expense for professional development travel
27000	(2,200.00)	27000	Pre-paid expense for professional development travel
Sub-Total (per line 9)	(328,217.33)		

*** TOTAL OUTSTANDING LOANS (LINE 11)

Please identify all outstanding loans per school district general ledger. Enter the name or fund number on the FROM FUND and TO FUND columns. Please list each transaction separately.

FROM FUND	AMOUNT FROM	TO FUND	Explicit Explanation		
11000	(1,733,728.28)	24000	(2,209,363.47)	-	
11000	0.00	25000			
11000	(10,774.08)	26000			
11000	(157,902.18)	27000			
11000	(157.06)	28000			
11000	0.00	29000			
11000	0.00	12000			
11000	(290,838.87)	13000			
11000	0.00	14000			
11000	0.00	21000			
11000	0.00	22000			
11000	0.00	23000			
11000	(15,963.00)	31400			
24000	1,733,728.28	11000	1,733,728.28	-	
25000	0.00	11000	-	-	
26000	10,774.08	11000	10,774.08	-	
27000	157,902.18	11000	157,902.18	-	
28000	157.06	11000	157.06	-	
29000	0.00	11000	-	-	
12000	0.00	11000	-	-	
13000	290,838.87	11000	290,838.87	-	
14000	0.00	11000	-	-	
21000	0.00	11000	-	-	
22000	0.00	11000	-	-	
23000	0.00	11000	-	-	
31400	15,963.00	11000	15,963.00	-	
31500	0.00	11000	-	-	
31600	0.00	11000	-	-	
31700	0.00	11000	-	-	
31800	0.00	11000	-	-	
31900	0.00	11000	-	-	
	<u>(0.00)</u>		<u>0.00</u>	<u>0.00</u>	

I, hereby, certify that the information contained in this cash report reconciles to the General Ledger.

Signature of Licenced Business Manager

Date

**Summary of Investments
As of March 31, 2014**

Uninsured / Uncollateralized Funds:

	Wells Fargo Bank			Bank of the West	First American Bank		Total
	Deposit Accounts and CDs	Repo Accounts	US Treasury Bills	Deposit Account	Deposit Account	Repo Account	
Deposits, CDs and Treasury Bills	12,213,428.61	44,728,095.05	19,010,387.41	8,729,701.11	210,000.00	2,302,206.43	87,193,818.61
Less FDIC insurance	500,000.00	-	-	250,000.00	250,000.00	-	
Less investments in US Obligations	-	-	19,010,387.41	-	-	-	
Uninsured public funds	11,713,428.61	44,728,095.05	-	8,479,701.11	-	2,302,206.43	
50%/102% collateral requirement	5,856,714.31	45,622,656.95	-	4,239,850.56	-	2,348,250.56	
Pledged Security - Market Value	5,876,603.95	45,622,658.09	-	9,323,135.00	-	2,453,171.46	
Over (under) - Collateralized	19,889.65	1.13	-	5,083,284.45	-	104,920.90	
Uninsured / Uncollateralized Funds	5,836,824.66	-	-	-	-	-	5,836,824.66

Investments in CDs:

Certificates of Deposit			
Account Name	Interest Rate	Maturity Date	Bank Balance
Athletics	0.26%	3/16/2014	\$ 100,682.03
Operational	0.25%	6/29/2014	\$ 1,007,187.86
Activity	0.24%	1/6/2014	\$ 278,804.12
Lunch	0.24%	1/6/2014	\$ 1,495,535.44
Athletics	0.22%	3/31/2014	\$ 25,027.13
			\$ 2,907,236.58

Investments in US Treasuries:

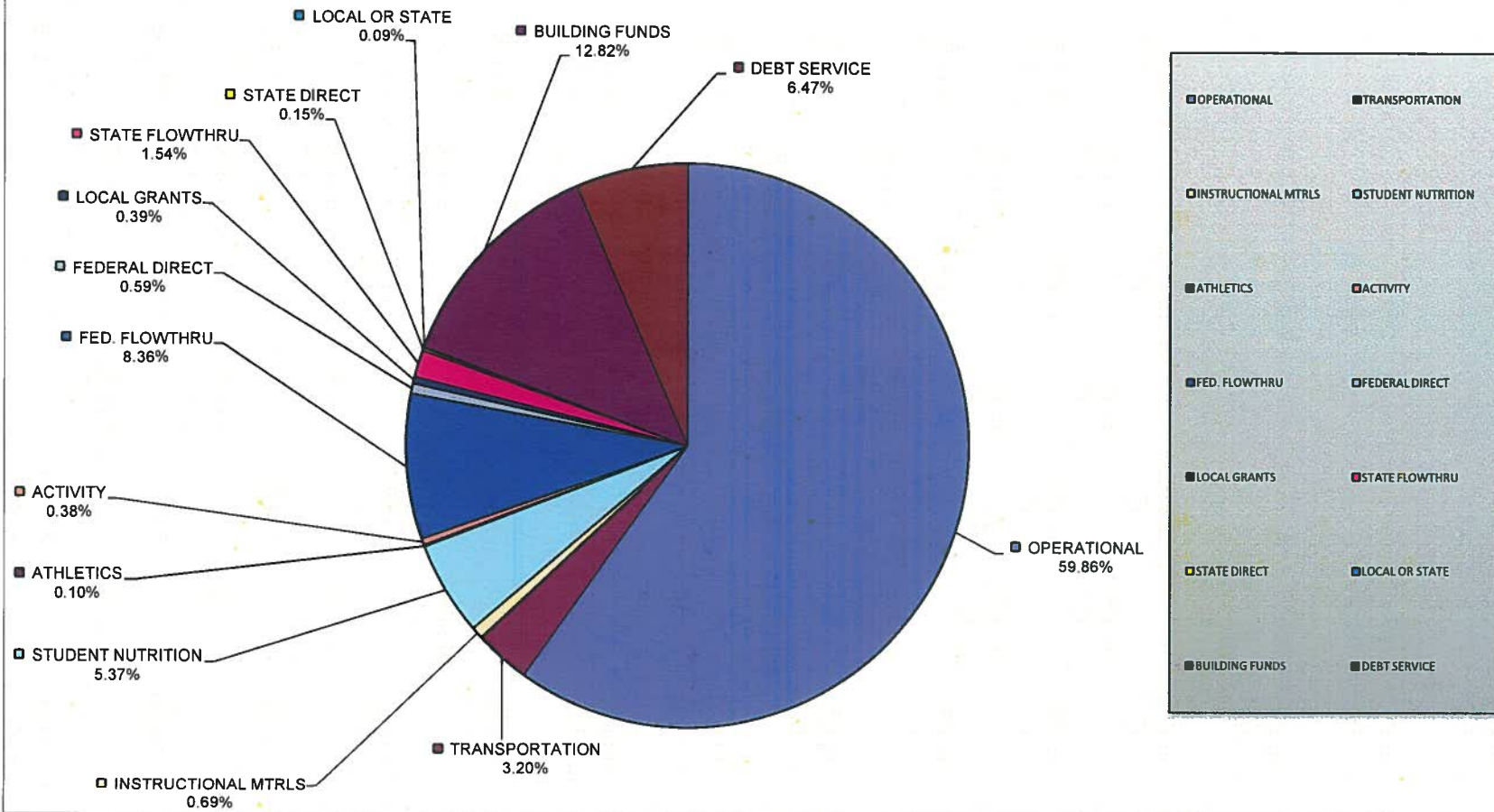
US Treasury Bills/Notes									
Building Fund	Interest Rate	Maturity Date	Par Value	Initial Deposit	Unamortized Premium	Accrued Interest	Initial Deposit + Unamortized Prem + Accrued Interest	Fair Market Value 3/31/2014	Unrealized Gain/Loss
3133XWE70	2.50%	6/13/2014	\$ 2,000,000.00	\$ 2,000,000.00	9,716.17	-	\$ 2,009,716.17	\$ 2,009,662.00	\$ (54.17)
US912828TA8	0.10%	6/30/2014	\$ 2,000,000.00	\$ 2,000,000.00	742.50	-	\$ 2,000,742.50	\$ 2,000,938.00	\$ 195.50
US912828TF7	0.13%	7/31/2014	\$ 1,000,000.00	\$ 1,000,000.00	100.33	-	\$ 1,000,100.33	\$ 1,000,195.00	\$ 94.67
US313385F847		9/15/2014	\$ 3,000,000.00	\$ 2,999,287.50	-	-	\$ 2,999,287.50	\$ 2,999,304.00	\$ 16.50
3130A02Z2	0.18%	9/26/2014	\$ 3,000,000.00	\$ 3,000,000.00	734.26	-	\$ 3,000,734.26	\$ 3,001,137.00	\$ 402.74
US912828TQ3	0.110%	9/30/2014	\$ 1,500,000.00	\$ 1,500,000.00	1,050.98	-	\$ 1,501,050.98	\$ 1,501,230.00	\$ 179.02
US313385T301		12/15/2014	\$ 3,500,000.00	\$ 3,498,237.36	-	-	\$ 3,498,237.36	\$ 3,497,994.50	\$ (242.86)
			\$ 16,000,000.00	\$ 15,997,524.86	\$ 12,344.24	\$ -	\$ 16,009,869.10	\$ 16,010,460.50	\$ 591.40

Initial Deposit + Unamortized Prem + Accrued Interest	\$ 16,009,869.10
Less: Accrued Interest	\$ -
Cost Basis	<u>\$ 16,009,869.10</u>


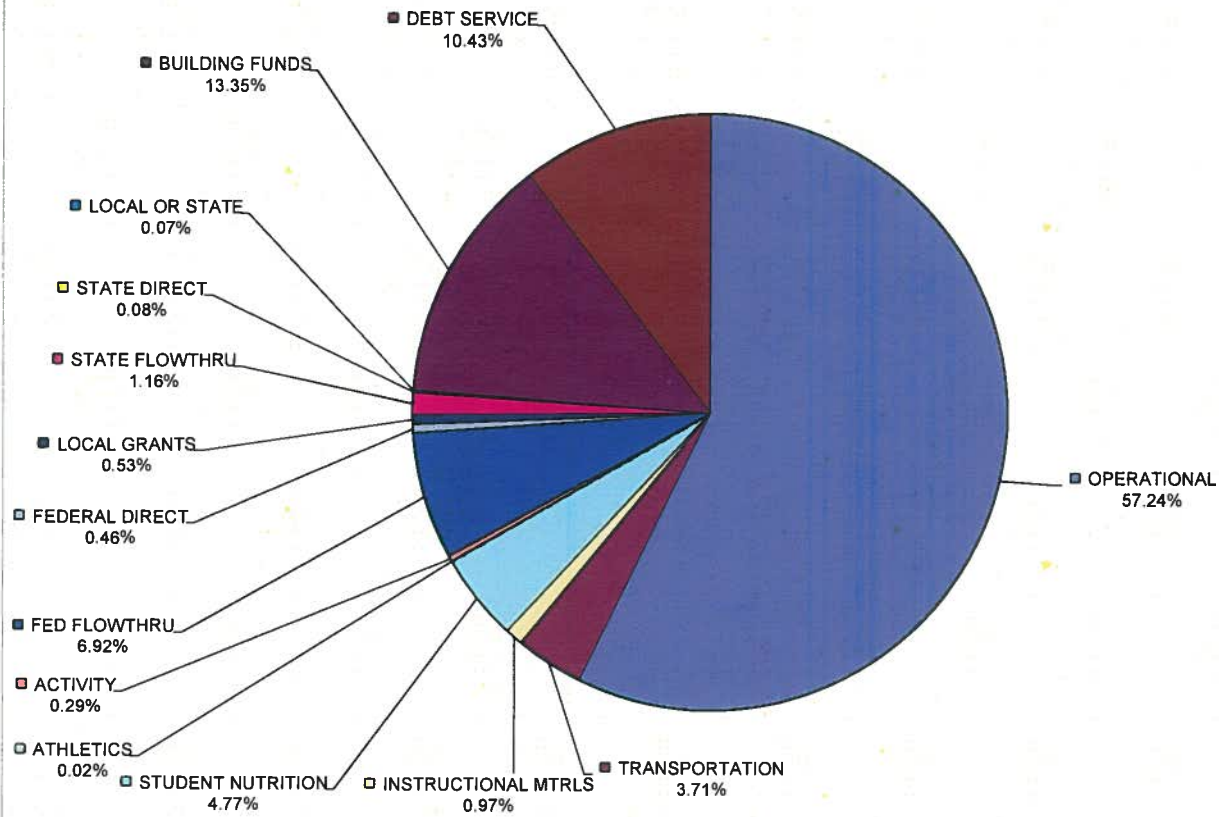
US Treasury Bills/Notes									
Operational Fund	Interest Rate	Maturity Date	Par Value	Initial Deposit	Unamortized Premium	Accrued Interest	Initial Deposit + Unamortized Prem + Accrued Interest	Fair Market Value 3/31/2014	Unrealized Gain/Loss
US Treasury Note	0.04%	4/30/2014	\$ 3,000,000.00	\$ 3,000,000.00	518.31	-	\$ 3,000,518.31	\$ 3,000,351.00	\$ (167.31)
			\$ 3,000,000.00	\$ 3,000,000.00	\$ 518.31	\$ -	\$ 3,000,518.31	\$ 3,000,351.00	\$ (167.31)

Initial Deposit + Unamortized Prem + Accrued Interest	\$ 3,000,518.31
Less: Accrued Interest	-
Cost Basis	<u>\$ 3,000,518.31</u>

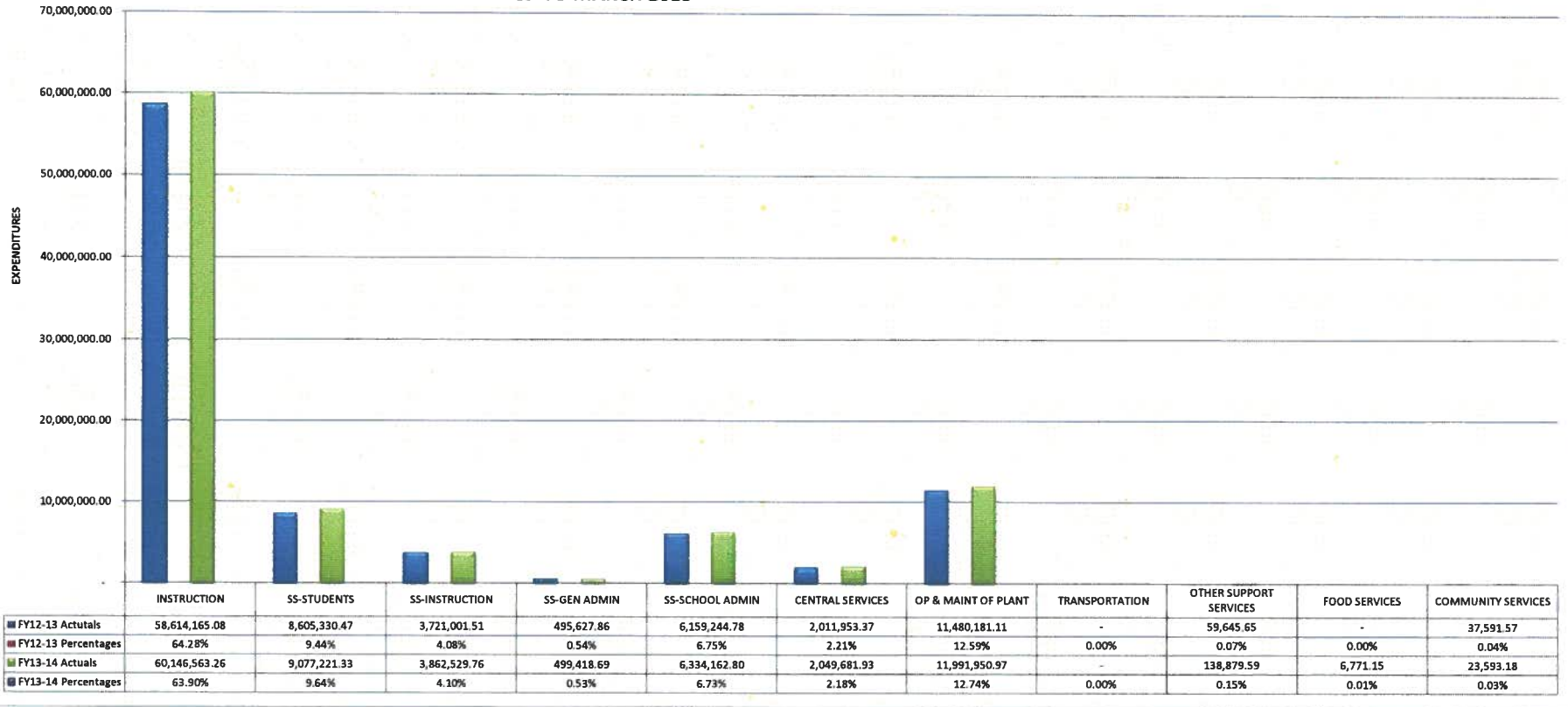
GISD 2013-14 REVENUES BY FUND MARCH 2014



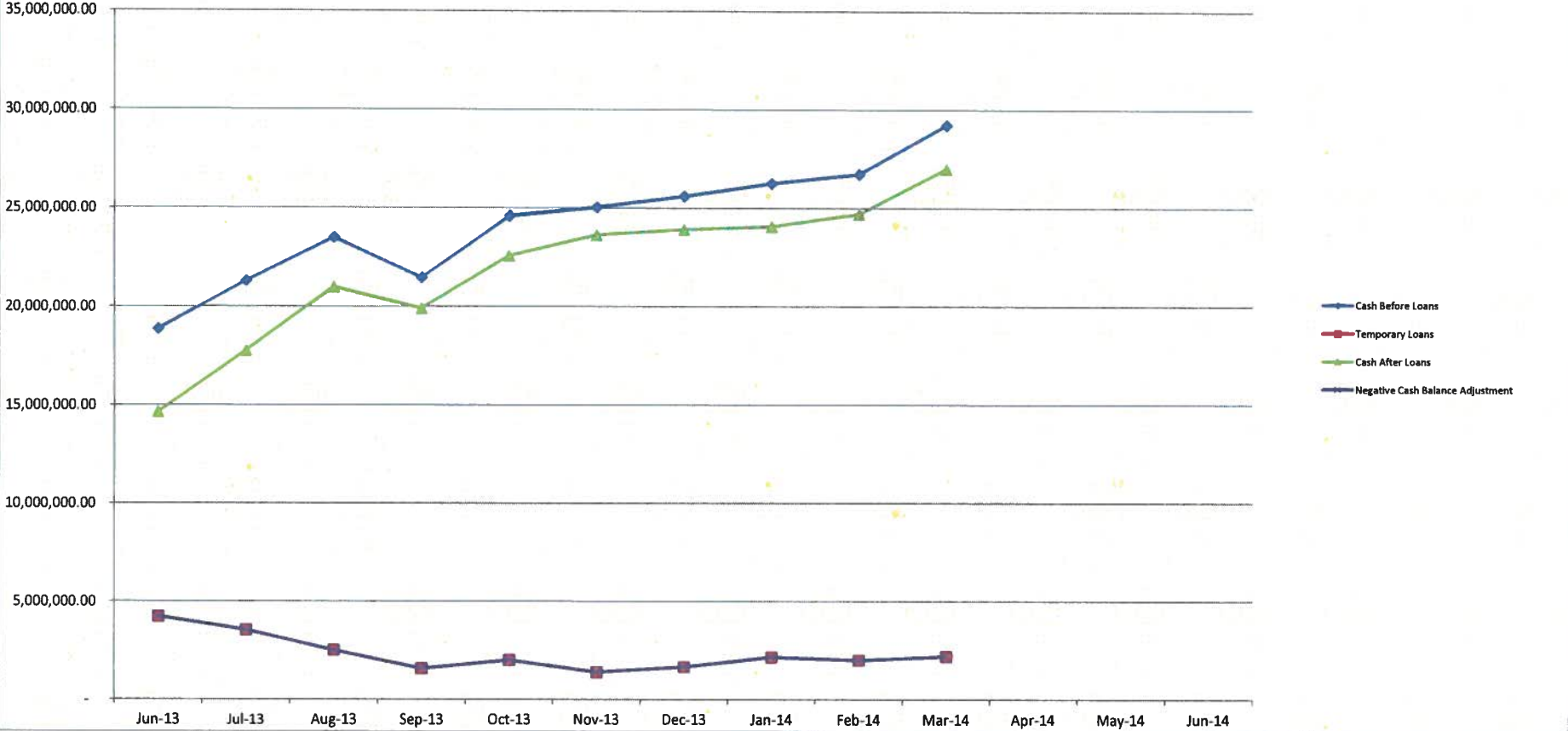
GISD 2013-14 EXPENDITURES BY FUND MARCH 2014



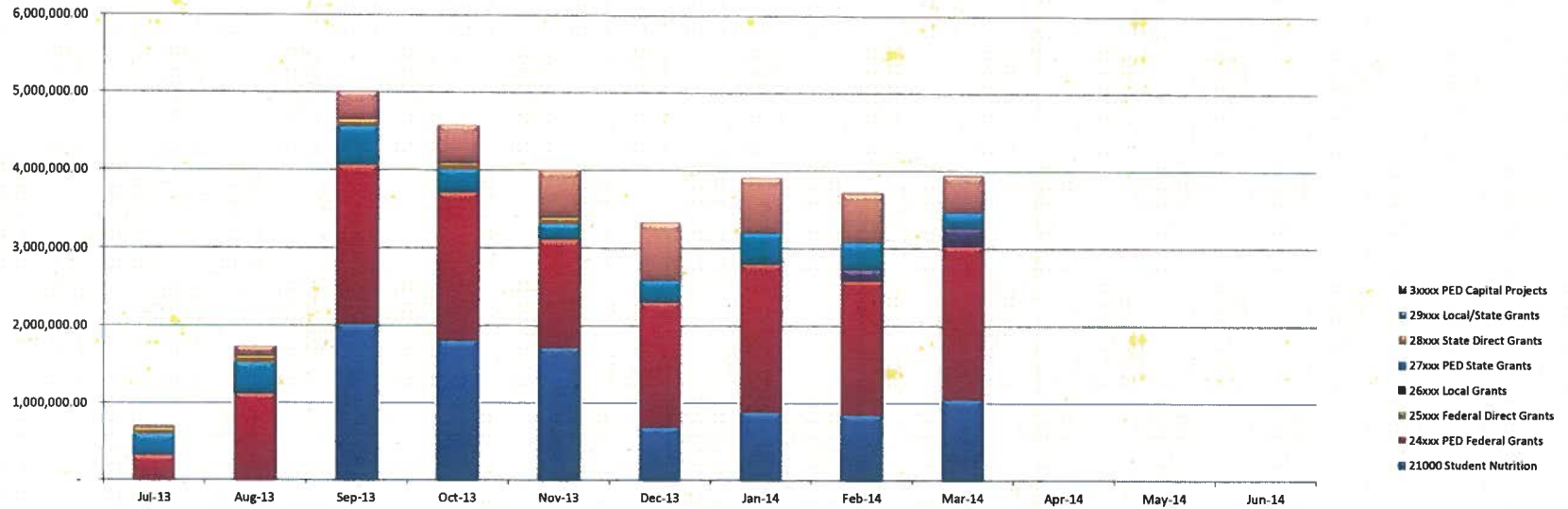
**OPERATIONAL FUND EXPENDITURES AND ENCUMBRANCES FOR MARCH 2014
COMPARED TO MARCH 2013**



**GISD 2013-14 Cash Balance/Temporary Loan Balance Trend
JUNE 2013 - MARCH 2014**



GISD 2013-14 Outstanding Reimbursements March 2014



	Jul-13	Aug-13	Sep-13	Oct-13	Nov-13	Dec-13	Jan-14	Feb-14	Mar-14	Apr-14	May-14	Jun-14
3xxxx PED Capital Projects	29,850.17	120,429.87	352,904.72	486,961.14	595,037.77	740,486.30	714,198.09	642,988.57	480,734.65			
29xxx Local/State Grants	-	-	-	-	-	-	-	-	-			
28xxx State Direct Grants	75,217.50	85,388.25	88,485.04	89,244.65	89,416.85	-	-	-	157.06			
27xxx PED State Grants	286,883.56	410,382.99	506,064.42	293,895.39	191,859.16	276,572.49	387,678.63	333,245.97	188,230.70			
26xxx Local Grants	-	-	-	3,350.67	10,146.60	6,811.84	10,214.12	157,176.70	235,045.81			
25xxx Federal Direct Grants	-	-	-	-	-	-	-	-	-			
24xxx PED Federal Grants	308,858.10	1,114,234.07	2,034,094.22	1,899,872.54	1,392,060.18	1,611,638.28	1,906,586.79	1,731,285.82	1,980,505.93			
21000 Student Nutrition	-	-	2,015,706.30	1,805,724.45	1,709,005.65	684,127.62	887,133.73	842,683.26	1,046,112.99			

Gadsden Independent Schools

Revenue Report - All Funds

From Date: 1/1/2014

To Date: 3/31/2014

Fiscal Year: 2013-2014

Include pre encumbrance

Print accounts with zero balance

Filter Encumbrance Detail by Date Range

Account Number	Description	Budget	Adjustments	GL Budget	Current	YTD	Balance	Encumbrance	Budget Bal	% Rem
11000.0000.41110.0000.000000.0000.00.0000	AD VALOREM TAXES - SCHOOL DISTRICT	(\$321,481.00)	\$0.00	(\$321,481.00)	(\$149,259.69)	(\$215,137.60)	(\$106,343.40)	\$0.00	(\$106,343.40)	33.08%
11000.0000.41500.0000.000000.0000.00.0000	INVESTMENT INCOME	(\$7,500.00)	\$0.00	(\$7,500.00)	\$106.31	(\$1,934.64)	(\$5,565.36)	\$0.00	(\$5,565.36)	74.20%
11000.0000.41705.0000.000000.0000.00.0000	FEES - USERS	\$0.00	\$0.00	\$0.00	(\$39.00)	(\$501.00)	\$501.00	\$0.00	\$501.00	0.00%
11000.0000.41706.0000.000000.0000.00.0000	FEES - SUMMER SCHOOL	(\$5,000.00)	\$0.00	(\$5,000.00)	\$0.00	(\$375.00)	(\$4,625.00)	\$0.00	(\$4,625.00)	92.50%
11000.0000.41910.0000.000000.0000.00.0000	RENTALS	(\$25,000.00)	\$0.00	(\$25,000.00)	(\$13,660.92)	(\$35,687.16)	\$10,687.16	\$0.00	\$10,687.16	-42.75%
11000.0000.41920.0000.000000.0000.00.0000	CONTRIBUTIONS AND DONATIONS FROM PRIVATE	\$0.00	\$0.00	\$0.00	(\$505.66)	(\$505.66)	\$505.66	\$0.00	\$505.66	0.00%
11000.0000.41980.0000.000000.0000.00.0000	REFUND OF PRIOR YEAR'S EXPENDITURES	\$0.00	\$0.00	\$0.00	(\$3,278.57)	(\$27,199.49)	\$27,199.49	\$0.00	\$27,199.49	0.00%
11000.0000.43101.0000.000000.0000.00.0000	STATE EQUALIZATION GUARANTEE	(\$96,486,985.00)	\$0.00	(\$96,486,985.00)	(\$24,126,041.00)	(\$72,369,533.00)	(\$24,117,452.00)	\$0.00	(\$24,117,452.00)	25.00%
11000.0000.43212.0000.000000.0000.00.0000	STATE FLOWTHROUGH - INDIRECT COSTS	(\$10,000.00)	\$0.00	(\$10,000.00)	(\$242.79)	(\$8,921.63)	(\$1,078.37)	\$0.00	(\$1,078.37)	10.78%
11000.0000.43213.0000.000000.0000.00.0000	OTHER GRANTS - INDIRECT COSTS	(\$7,000.00)	\$0.00	(\$7,000.00)	(\$2,565.20)	(\$9,191.46)	\$2,191.46	\$0.00	\$2,191.46	-31.31%
11000.0000.43216.0000.000000.0000.00.0000	FEES - GOVERNMENTAL AGENCIES	(\$87,000.00)	\$0.00	(\$87,000.00)	(\$30,509.92)	(\$62,001.89)	(\$24,998.11)	\$0.00	(\$24,998.11)	28.73%
11000.0000.44107.0000.000000.0000.00.0000	FEDERAL DIRECT - INDIRECT COSTS	(\$10,000.00)	\$0.00	(\$10,000.00)	(\$3,034.57)	(\$8,525.70)	(\$1,474.30)	\$0.00	(\$1,474.30)	14.74%
11000.0000.44205.0000.000000.0000.00.0000	FEDERAL FLOWTHROUGH - INDIRECT COSTS	(\$129,750.00)	\$0.00	(\$129,750.00)	(\$44,953.71)	(\$122,538.96)	(\$7,211.04)	\$0.00	(\$7,211.04)	5.56%
11000.0000.45304.0000.000000.0000.00.0000	SALE OF PERSONAL PROPERTY/EQUIPMENT	\$0.00	\$0.00	\$0.00	(\$20.00)	(\$20.00)	\$20.00	\$0.00	\$20.00	0.00%
11000.0000.46100.0000.000000.0000.00.0000	ACCESS BOARD (E-RATE)	\$0.00	\$0.00	\$0.00	\$0.00	(\$582,003.77)	\$582,003.77	\$0.00	\$582,003.77	0.00%
Function: REVENUE/BALANCE SHEET - 0000		(\$97,089,716.00)	\$0.00	(\$97,089,716.00)	(\$24,374,004.72)	(\$73,444,076.96)	(\$23,645,639.04)	\$0.00	(\$23,645,639.04)	24.35%
Fund: OPERATIONAL - 11000		(\$97,089,716.00)	\$0.00	(\$97,089,716.00)	(\$24,374,004.72)	(\$73,444,076.96)	(\$23,645,639.04)	\$0.00	(\$23,645,639.04)	24.35%
13000.0000.43206.0000.000000.0000.00.0000	TRANSPORTATION DISTRIBUTION	(\$4,779,275.00)	(\$207,449.00)	(\$4,986,724.00)	(\$1,318,247.00)	(\$3,925,127.00)	(\$1,061,597.00)	\$0.00	(\$1,061,597.00)	21.29%
Function: REVENUE/BALANCE SHEET - 0000		(\$4,779,275.00)	(\$207,449.00)	(\$4,986,724.00)	(\$1,318,247.00)	(\$3,925,127.00)	(\$1,061,597.00)	\$0.00	(\$1,061,597.00)	21.29%
Fund: PUPIL TRANSPORTATION - 13000		(\$4,779,275.00)	(\$207,449.00)	(\$4,986,724.00)	(\$1,318,247.00)	(\$3,925,127.00)	(\$1,061,597.00)	\$0.00	(\$1,061,597.00)	21.29%
14000.0000.41980.0000.000000.0000.00.0000	REFUND OF PRIOR YEAR'S EXPENDITURES	\$0.00	\$0.00	\$0.00	(\$31.03)	(\$2,793.36)	\$2,793.36	\$0.00	\$2,793.36	0.00%
14000.0000.43207.0000.000000.0000.00.0000	INSTRUCTIONAL MATERIALS - CREDIT	(\$362,983.00)	(\$120,115.00)	(\$483,098.00)	\$0.00	(\$423,038.90)	(\$60,059.10)	\$0.00	(\$60,059.10)	12.43%
14000.0000.43211.0000.000000.0000.00.0000	INSTRUCTIONAL MATERIALS - CASH	(\$362,982.00)	\$0.00	(\$362,982.00)	\$0.00	(\$423,040.49)	\$60,058.49	\$0.00	\$60,058.49	-16.55%
Function: REVENUE/BALANCE SHEET - 0000		(\$725,965.00)	(\$120,115.00)	(\$846,080.00)	(\$31.03)	(\$848,872.75)	\$2,792.75	\$0.00	\$2,792.75	-0.33%
Fund: INSTRUCTIONAL MATERIALS - 14000		(\$725,965.00)	(\$120,115.00)	(\$846,080.00)	(\$31.03)	(\$848,872.75)	\$2,792.75	\$0.00	\$2,792.75	-0.33%
21000.0000.41500.0000.000000.0000.00.0000	INVESTMENT INCOME	(\$5,500.00)	\$0.00	(\$5,500.00)	(\$1,223.82)	(\$3,703.77)	(\$1,796.23)	\$0.00	(\$1,796.23)	32.66%
21000.0000.41603.0000.000000.0000.00.0000	FEES-ADULTS/FOOD SERVICES	(\$100,000.00)	\$0.00	(\$100,000.00)	(\$16,611.35)	(\$63,574.80)	(\$36,425.20)	\$0.00	(\$36,425.20)	36.43%
21000.0000.41605.0000.000000.0000.00.0000	FEES - OTHER/FOOD SERVICES	(\$70,500.00)	\$0.00	(\$70,500.00)	(\$65,533.99)	(\$99,655.45)	\$29,155.45	\$0.00	\$29,155.45	-41.36%
21000.0000.41980.0000.000000.0000.00.0000	REFUND OF PRIOR YEAR'S EXPENDITURES	\$0.00	\$0.00	\$0.00	(\$38.53)	(\$8,991.91)	\$8,991.91	\$0.00	\$8,991.91	0.00%
21000.0000.43203.0000.000000.0000.00.0000	STATE DIRECT GRANTS	(\$150,000.00)	\$0.00	(\$150,000.00)	(\$73,551.89)	(\$140,162.04)	(\$9,837.96)	\$0.00	(\$9,837.96)	6.56%
21000.0000.44500.0000.000000.0000.00.0000	RESTRICTED GRANTS-IN-AID FROM THE FEDERAL	(\$7,950,000.00)	\$0.00	(\$7,950,000.00)	(\$2,413,944.61)	(\$6,276,049.19)	(\$1,673,950.81)	\$0.00	(\$1,673,950.81)	21.06%
Function: REVENUE/BALANCE SHEET - 0000		(\$8,276,000.00)	\$0.00	(\$8,276,000.00)	(\$2,570,904.19)	(\$6,592,137.16)	(\$1,683,862.84)	\$0.00	(\$1,683,862.84)	20.35%
Fund: FOOD SERVICES - 21000		(\$8,276,000.00)	\$0.00	(\$8,276,000.00)	(\$2,570,904.19)	(\$6,592,137.16)	(\$1,683,862.84)	\$0.00	(\$1,683,862.84)	20.35%

Gadsden Independent Schools

Revenue Report - All Funds

From Date: 1/1/2014

To Date: 3/31/2014

Fiscal Year: 2013-2014

Include pre encumbrance

Print accounts with zero balance

Filter Encumbrance Detail by Date Range

Account Number	Description	Budget	Adjustments	GL Budget	Current	YTD	Balance	Encumbrance	Budget Bal	% Rem
22000.0000.41500.0000.000000.0000.00.0000	INVESTMENT INCOME	\$0.00	\$0.00	\$0.00	(\$68.17)	(\$200.76)	\$200.76	\$0.00	\$200.76	0.00%
22000.0000.41701.0000.000000.0000.00.0000	FEES - ACTIVITIES	(\$110,000.00)	\$0.00	(\$110,000.00)	\$0.00	\$0.00	(\$110,000.00)	\$0.00	(\$110,000.00)	100.00%
22000.0000.41705.0000.000000.0000.00.0000	FEES - USERS	\$0.00	\$0.00	\$0.00	(\$28,868.00)	(\$117,054.98)	\$117,054.98	\$0.00	\$117,054.98	0.00%
22000.0000.41980.0000.000000.0000.00.0000	REFUND OF PRIOR YEAR'S EXPENDITURES	\$0.00	\$0.00	\$0.00	\$0.00	(\$507.24)	\$507.24	\$0.00	\$507.24	0.00%
	Function: REVENUE/BALANCE SHEET - 0000	(\$110,000.00)	\$0.00	(\$110,000.00)	(\$28,936.17)	(\$117,762.98)	\$7,762.98	\$0.00	\$7,762.98	-7.06%
	Fund: ATHLETICS - 22000	(\$110,000.00)	\$0.00	(\$110,000.00)	(\$28,936.17)	(\$117,762.98)	\$7,762.98	\$0.00	\$7,762.98	-7.06%
23000.0000.41500.0000.000000.0000.00.0000	INVESTMENT INCOME	\$0.00	\$0.00	\$0.00	(\$153.56)	(\$484.01)	\$484.01	\$0.00	\$484.01	0.00%
23000.0000.41701.0000.000000.0000.00.0000	FEES - ACTIVITIES	(\$430,000.00)	\$0.00	(\$430,000.00)	(\$139,549.95)	(\$396,861.76)	(\$33,138.24)	\$2,059.64	(\$35,197.88)	8.19%
23000.0000.41706.0000.000000.0000.00.0000	FEES - SUMMER SCHOOL	\$0.00	\$0.00	\$0.00	\$0.00	(\$180.00)	\$180.00	\$0.00	\$180.00	0.00%
23000.0000.41920.0000.000000.0000.00.0000	CONTRIBUTIONS AND DONATIONS FROM PRIVATE	(\$40,000.00)	\$0.00	(\$40,000.00)	(\$18,004.79)	(\$53,161.44)	\$13,161.44	\$0.00	\$13,161.44	-32.90%
23000.0000.41953.0000.000000.0000.00.0000	INSURANCE RECOVERIES	\$0.00	\$0.00	\$0.00	(\$9,837.19)	(\$9,837.19)	\$9,837.19	\$0.00	\$9,837.19	0.00%
23000.0000.41980.0000.000000.0000.00.0000	REFUND OF PRIOR YEAR'S EXPENDITURES	\$0.00	\$0.00	\$0.00	(\$372.42)	(\$372.42)	\$372.42	\$0.00	\$372.42	0.00%
	Function: REVENUE/BALANCE SHEET - 0000	(\$470,000.00)	\$0.00	(\$470,000.00)	(\$167,917.91)	(\$460,896.82)	(\$9,103.18)	\$2,059.64	(\$11,162.82)	2.38%
	Fund: NON-INSTRUCTIONAL SUPPORT - 23000	(\$470,000.00)	\$0.00	(\$470,000.00)	(\$167,917.91)	(\$460,896.82)	(\$9,103.18)	\$2,059.64	(\$11,162.82)	2.38%
24101.0000.44500.0000.000000.0000.00.0000	RESTRICTED GRANTS-IN-AID FROM THE FEDERAL	(\$8,061,006.00)	(\$2,154,673.00)	(\$10,215,679.00)	(\$1,245,012.48)	(\$5,503,047.76)	(\$4,712,631.24)	\$0.00	(\$4,712,631.24)	46.13%
	Function: REVENUE/BALANCE SHEET - 0000	(\$8,061,006.00)	(\$2,154,673.00)	(\$10,215,679.00)	(\$1,245,012.48)	(\$5,503,047.76)	(\$4,712,631.24)	\$0.00	(\$4,712,631.24)	46.13%
	Fund: TITLE I - IASA - 24101	(\$8,061,006.00)	(\$2,154,673.00)	(\$10,215,679.00)	(\$1,245,012.48)	(\$5,503,047.76)	(\$4,712,631.24)	\$0.00	(\$4,712,631.24)	46.13%
24103.0000.44500.0000.000000.0000.00.0000	RESTRICTED GRANTS-IN-AID FROM THE FEDERAL	(\$108,000.00)	(\$23,117.00)	(\$131,117.00)	(\$15,581.10)	(\$79,976.27)	(\$51,140.73)	\$0.00	(\$51,140.73)	39.00%
	Function: REVENUE/BALANCE SHEET - 0000	(\$108,000.00)	(\$23,117.00)	(\$131,117.00)	(\$15,581.10)	(\$79,976.27)	(\$51,140.73)	\$0.00	(\$51,140.73)	39.00%
	Fund: MIGRANT CHILDREN EDUCATION - 24103	(\$108,000.00)	(\$23,117.00)	(\$131,117.00)	(\$15,581.10)	(\$79,976.27)	(\$51,140.73)	\$0.00	(\$51,140.73)	39.00%
24106.0000.41980.0000.000000.0000.00.0000	REFUND OF PRIOR YEAR'S EXPENDITURES	\$0.00	\$0.00	\$0.00	\$0.00	(\$2,621.00)	\$2,621.00	\$0.00	\$2,621.00	0.00%
24106.0000.44500.0000.000000.0000.00.0000	RESTRICTED GRANTS-IN-AID FROM THE FEDERAL	(\$2,882,144.00)	(\$583,155.00)	(\$3,465,299.00)	(\$631,784.57)	(\$2,293,632.98)	(\$1,171,666.02)	\$0.00	(\$1,171,666.02)	33.81%
	Function: REVENUE/BALANCE SHEET - 0000	(\$2,882,144.00)	(\$583,155.00)	(\$3,465,299.00)	(\$631,784.57)	(\$2,296,253.98)	(\$1,169,045.02)	\$0.00	(\$1,169,045.02)	33.74%
	Fund: ENTITLEMENT IDEA-B - 24106	(\$2,882,144.00)	(\$583,155.00)	(\$3,465,299.00)	(\$631,784.57)	(\$2,296,253.98)	(\$1,169,045.02)	\$0.00	(\$1,169,045.02)	33.74%
24107.0000.44500.0000.000000.0000.00.0000	RESTRICTED GRANTS-IN-AID FROM THE FEDERAL	\$0.00	\$0.00	\$0.00	\$0.00	(\$339.85)	\$339.85	\$0.00	\$339.85	0.00%
	Function: REVENUE/BALANCE SHEET - 0000	\$0.00	\$0.00	\$0.00	\$0.00	(\$339.85)	\$339.85	\$0.00	\$339.85	0.00%
	Fund: DISCRETIONARY IDEA-B - 24107	\$0.00	\$0.00	\$0.00	\$0.00	(\$339.85)	\$339.85	\$0.00	\$339.85	0.00%
24108.0000.44500.0000.000000.0000.00.0000	RESTRICTED GRANTS-IN-AID FROM THE FEDERAL	\$0.00	(\$10,992.00)	(\$10,992.00)	\$0.00	\$0.00	(\$10,992.00)	\$0.00	(\$10,992.00)	100.00%
	Function: REVENUE/BALANCE SHEET - 0000	\$0.00	(\$10,992.00)	(\$10,992.00)	\$0.00	\$0.00	(\$10,992.00)	\$0.00	(\$10,992.00)	100.00%
	Fund: EARLY INTERVENING SERVICES-IDEA B - 24108	\$0.00	(\$10,992.00)	(\$10,992.00)	\$0.00	\$0.00	(\$10,992.00)	\$0.00	(\$10,992.00)	100.00%

Gadsden Independent Schools

Revenue Report - All Funds

From Date: 1/1/2014

To Date: 3/31/2014

Fiscal Year: 2013-2014

Include pre encumbrance

Print accounts with zero balance

Filter Encumbrance Detail by Date Range

Account Number	Description	Budget	Adjustments	GL Budget	Current	YTD	Balance	Encumbrance	Budget Bal	% Rem
24109.0000.44500.0000.000000.0000.00.0000	RESTRICTED GRANTS-IN-AID FROM THE FEDERAL	(\$69,769.00)	(\$19,126.00)	(\$88,895.00)	(\$12,467.58)	(\$60,684.21)	(\$28,210.79)	\$0.00	(\$28,210.79)	31.73%
	Function: REVENUE/BALANCE SHEET - 0000	(\$69,769.00)	(\$19,126.00)	(\$88,895.00)	(\$12,467.58)	(\$60,684.21)	(\$28,210.79)	\$0.00	(\$28,210.79)	31.73%
	Fund: PRESCHOOL IDEA-B - 24109	(\$69,769.00)	(\$19,126.00)	(\$88,895.00)	(\$12,467.58)	(\$60,684.21)	(\$28,210.79)	\$0.00	(\$28,210.79)	31.73%
24112.0000.44500.0000.000000.0000.00.0000	RESTRICTED GRANTS-IN-AID FROM THE FEDERAL	\$0.00	(\$76,500.00)	(\$76,500.00)	(\$18,455.29)	(\$107,585.65)	\$31,085.65	\$0.00	\$31,085.65	-40.63%
	Function: REVENUE/BALANCE SHEET - 0000	\$0.00	(\$76,500.00)	(\$76,500.00)	(\$18,455.29)	(\$107,585.65)	\$31,085.65	\$0.00	\$31,085.65	-40.63%
	Fund: EARLY INTERVENTION SERVICES-IDEA B - 24112	\$0.00	(\$76,500.00)	(\$76,500.00)	(\$18,455.29)	(\$107,585.65)	\$31,085.65	\$0.00	\$31,085.65	-40.63%
24113.0000.44500.0000.000000.0000.00.0000	RESTRICTED GRANTS-IN-AID FROM THE FEDERAL	(\$24,300.00)	(\$2,781.00)	(\$27,081.00)	(\$14,331.33)	(\$19,342.18)	(\$7,738.82)	\$0.00	(\$7,738.82)	28.58%
	Function: REVENUE/BALANCE SHEET - 0000	(\$24,300.00)	(\$2,781.00)	(\$27,081.00)	(\$14,331.33)	(\$19,342.18)	(\$7,738.82)	\$0.00	(\$7,738.82)	28.58%
	Fund: EDUCATION OF HOMELESS - 24113	(\$24,300.00)	(\$2,781.00)	(\$27,081.00)	(\$14,331.33)	(\$19,342.18)	(\$7,738.82)	\$0.00	(\$7,738.82)	28.58%
24115.0000.44500.0000.000000.0000.00.0000	RESTRICTED GRANTS-IN-AID FROM THE FEDERAL	\$0.00	(\$10,076.00)	(\$10,076.00)	\$0.00	\$0.00	(\$10,076.00)	\$0.00	(\$10,076.00)	100.00%
	Function: REVENUE/BALANCE SHEET - 0000	\$0.00	(\$10,076.00)	(\$10,076.00)	\$0.00	\$0.00	(\$10,076.00)	\$0.00	(\$10,076.00)	100.00%
	Fund: IDEA B PRIVATE SCHOOLS SHARE - 24115	\$0.00	(\$10,076.00)	(\$10,076.00)	\$0.00	\$0.00	(\$10,076.00)	\$0.00	(\$10,076.00)	100.00%
24118.0000.44500.0000.000000.0000.00.0000	RESTRICTED GRANTS-IN-AID FROM THE FEDERAL	\$0.00	(\$349,350.00)	(\$349,350.00)	(\$81,044.80)	(\$211,969.85)	(\$137,380.15)	\$0.00	(\$137,380.15)	39.32%
	Function: REVENUE/BALANCE SHEET - 0000	\$0.00	(\$349,350.00)	(\$349,350.00)	(\$81,044.80)	(\$211,969.85)	(\$137,380.15)	\$0.00	(\$137,380.15)	39.32%
	Fund: FRUIT & VEGETABLE PROGRAM - 24118	\$0.00	(\$349,350.00)	(\$349,350.00)	(\$81,044.80)	(\$211,969.85)	(\$137,380.15)	\$0.00	(\$137,380.15)	39.32%
24119.0000.41980.0000.000000.0000.00.0000	REFUND OF PRIOR YEAR'S EXPENDITURES	\$0.00	\$0.00	\$0.00	\$0.00	(\$973.89)	\$973.89	\$0.00	\$973.89	0.00%
24119.0000.44500.0000.000000.0000.00.0000	RESTRICTED GRANTS-IN-AID FROM THE FEDERAL	\$0.00	(\$876,999.00)	(\$876,999.00)	(\$192,374.47)	(\$545,525.09)	(\$331,473.91)	\$0.00	(\$331,473.91)	37.80%
	Function: REVENUE/BALANCE SHEET - 0000	\$0.00	(\$876,999.00)	(\$876,999.00)	(\$192,374.47)	(\$546,498.98)	(\$330,500.02)	\$0.00	(\$330,500.02)	37.69%
	Fund: 21ST CENTURY CLC - 24119	\$0.00	(\$876,999.00)	(\$876,999.00)	(\$192,374.47)	(\$546,498.98)	(\$330,500.02)	\$0.00	(\$330,500.02)	37.69%
24120.0000.44500.0000.000000.0000.00.0000	RESTRICTED GRANTS-IN-AID FROM THE FEDERAL	\$0.00	(\$32,211.00)	(\$32,211.00)	\$0.00	(\$18,647.33)	(\$13,563.67)	\$0.00	(\$13,563.67)	42.11%
	Function: REVENUE/BALANCE SHEET - 0000	\$0.00	(\$32,211.00)	(\$32,211.00)	\$0.00	(\$18,647.33)	(\$13,563.67)	\$0.00	(\$13,563.67)	42.11%
	Fund: IDEA-B RISK POOL - 24120	\$0.00	(\$32,211.00)	(\$32,211.00)	\$0.00	(\$18,647.33)	(\$13,563.67)	\$0.00	(\$13,563.67)	42.11%
24153.0000.44500.0000.000000.0000.00.0000	RESTRICTED GRANTS-IN-AID FROM THE FEDERAL	(\$338,615.00)	(\$86,219.00)	(\$424,834.00)	(\$5,182.17)	(\$303,284.63)	(\$121,549.37)	\$0.00	(\$121,549.37)	28.61%
	Function: REVENUE/BALANCE SHEET - 0000	(\$338,615.00)	(\$86,219.00)	(\$424,834.00)	(\$5,182.17)	(\$303,284.63)	(\$121,549.37)	\$0.00	(\$121,549.37)	28.61%
	Fund: ENGLISH LANGUAGE ACQUISITION - 24153	(\$338,615.00)	(\$86,219.00)	(\$424,834.00)	(\$5,182.17)	(\$303,284.63)	(\$121,549.37)	\$0.00	(\$121,549.37)	28.61%
24154.0000.41980.0000.000000.0000.00.0000	REFUND OF PRIOR YEAR'S EXPENDITURES	\$0.00	\$0.00	\$0.00	\$0.00	(\$2,000.00)	\$2,000.00	\$0.00	\$2,000.00	0.00%
24154.0000.44500.0000.000000.0000.00.0000	RESTRICTED GRANTS-IN-AID FROM THE FEDERAL	(\$864,190.00)	\$0.00	(\$864,190.00)	(\$264,831.24)	(\$825,558.22)	(\$38,631.78)	\$0.00	(\$38,631.78)	4.47%
	Function: REVENUE/BALANCE SHEET - 0000	(\$864,190.00)	\$0.00	(\$864,190.00)	(\$264,831.24)	(\$827,558.22)	(\$36,631.78)	\$0.00	(\$36,631.78)	4.24%
	Fund: TEACHER/PRINCIPAL TRAINING & RECRUITING - 24154	(\$864,190.00)	\$0.00	(\$864,190.00)	(\$264,831.24)	(\$827,558.22)	(\$36,631.78)	\$0.00	(\$36,631.78)	4.24%

Gadsden Independent Schools

Revenue Report - All Funds

From Date: 1/1/2014

To Date: 3/31/2014

Fiscal Year: 2013-2014

 Include pre encumbrance

 Print accounts with zero balance

 Filter Encumbrance Detail by Date Range

Account Number	Description	Budget	Adjustments	GL Budget	Current	YTD	Balance	Encumbrance	Budget Bal	% Rem
24163.0000.44500.0000.000000.0000.00.0000	RESTRICTED GRANTS-IN-AID FROM THE FEDERAL	\$0.00	(\$150,000.00)	(\$150,000.00)	\$0.00	\$0.00	(\$150,000.00)	\$0.00	(\$150,000.00)	100.00%
	Function: REVENUE/BALANCE SHEET - 0000	\$0.00	(\$150,000.00)	(\$150,000.00)	\$0.00	\$0.00	(\$150,000.00)	\$0.00	(\$150,000.00)	100.00%
	Fund: IMMIGRANT FUNDING - TITLE III - 24163	\$0.00	(\$150,000.00)	(\$150,000.00)	\$0.00	\$0.00	(\$150,000.00)	\$0.00	(\$150,000.00)	100.00%
24174.0000.44500.0000.000000.0000.00.0000	RESTRICTED GRANTS-IN-AID FROM THE FEDERAL	\$0.00	(\$205,878.00)	(\$205,878.00)	(\$98,770.80)	(\$152,489.77)	(\$53,388.23)	\$0.00	(\$53,388.23)	25.93%
	Function: REVENUE/BALANCE SHEET - 0000	\$0.00	(\$205,878.00)	(\$205,878.00)	(\$98,770.80)	(\$152,489.77)	(\$53,388.23)	\$0.00	(\$53,388.23)	25.93%
	Fund: CARL D PERKINS SECONDARY - CURRENT - 24174	\$0.00	(\$205,878.00)	(\$205,878.00)	(\$98,770.80)	(\$152,489.77)	(\$53,388.23)	\$0.00	(\$53,388.23)	25.93%
24175.0000.44500.0000.000000.0000.00.0000	RESTRICTED GRANTS-IN-AID FROM THE FEDERAL	\$0.00	(\$60,648.00)	(\$60,648.00)	\$0.00	(\$49,404.28)	(\$11,243.72)	\$0.00	(\$11,243.72)	18.54%
	Function: REVENUE/BALANCE SHEET - 0000	\$0.00	(\$60,648.00)	(\$60,648.00)	\$0.00	(\$49,404.28)	(\$11,243.72)	\$0.00	(\$11,243.72)	18.54%
	ARL D PERKINS SECONDARY - PY UNLIQ. OBLIGATIONS - 24175	\$0.00	(\$60,648.00)	(\$60,648.00)	\$0.00	(\$49,404.28)	(\$11,243.72)	\$0.00	(\$11,243.72)	18.54%
24176.0000.44500.0000.000000.0000.00.0000	RESTRICTED GRANTS-IN-AID FROM THE FEDERAL	\$0.00	(\$40,286.00)	(\$40,286.00)	\$0.00	(\$17,312.80)	(\$22,973.20)	\$0.00	(\$22,973.20)	57.03%
	Function: REVENUE/BALANCE SHEET - 0000	\$0.00	(\$40,286.00)	(\$40,286.00)	\$0.00	(\$17,312.80)	(\$22,973.20)	\$0.00	(\$22,973.20)	57.03%
	Fund: CARL PERKINS REDISTRIBUTION - 24176	\$0.00	(\$40,286.00)	(\$40,286.00)	\$0.00	(\$17,312.80)	(\$22,973.20)	\$0.00	(\$22,973.20)	57.03%
24180.0000.44500.0000.000000.0000.00.0000	RESTRICTED GRANTS-IN-AID FROM THE FEDERAL	\$0.00	(\$106,853.00)	(\$106,853.00)	(\$6,565.43)	(\$47,349.05)	(\$59,503.95)	\$0.00	(\$59,503.95)	55.69%
	Function: REVENUE/BALANCE SHEET - 0000	\$0.00	(\$106,853.00)	(\$106,853.00)	(\$6,565.43)	(\$47,349.05)	(\$59,503.95)	\$0.00	(\$59,503.95)	55.69%
	Fund: HIGH SCHOOLS THAT WORK - 24180	\$0.00	(\$106,853.00)	(\$106,853.00)	(\$6,565.43)	(\$47,349.05)	(\$59,503.95)	\$0.00	(\$59,503.95)	55.69%
24182.0000.44500.0000.000000.0000.00.0000	RESTRICTED GRANTS-IN-AID FROM THE FEDERAL	\$0.00	(\$13,670.00)	(\$13,670.00)	\$0.00	(\$21,835.95)	\$8,165.95	\$0.00	\$8,165.95	-59.74%
	Function: REVENUE/BALANCE SHEET - 0000	\$0.00	(\$13,670.00)	(\$13,670.00)	\$0.00	(\$21,835.95)	\$8,165.95	\$0.00	\$8,165.95	-59.74%
	Fund: CARL PERKINS HSTW REDISTRIBUTION 09-10 - 24182	\$0.00	(\$13,670.00)	(\$13,670.00)	\$0.00	(\$21,835.95)	\$8,165.95	\$0.00	\$8,165.95	-59.74%
25153.0000.44301.0000.000000.0000.00.0000	OTHER RESTRICTED GRANTS - FEDERAL DIRECT	(\$370,000.00)	\$0.00	(\$370,000.00)	(\$259,857.91)	(\$719,385.17)	\$349,385.17	\$0.00	\$349,385.17	-94.43%
	Function: REVENUE/BALANCE SHEET - 0000	(\$370,000.00)	\$0.00	(\$370,000.00)	(\$259,857.91)	(\$719,385.17)	\$349,385.17	\$0.00	\$349,385.17	-94.43%
	Fund: TITLE XIX MEDICAID 3/21 YEARS - 25153	(\$370,000.00)	\$0.00	(\$370,000.00)	(\$259,857.91)	(\$719,385.17)	\$349,385.17	\$0.00	\$349,385.17	-94.43%
26143.0000.41921.0000.000000.0000.00.0000	INSTRUCTIONAL - CATEGORICAL	(\$46,736.00)	(\$1,079.00)	(\$47,815.00)	(\$12,169.80)	(\$34,721.08)	(\$13,093.92)	\$0.00	(\$13,093.92)	27.38%
	Function: REVENUE/BALANCE SHEET - 0000	(\$46,736.00)	(\$1,079.00)	(\$47,815.00)	(\$12,169.80)	(\$34,721.08)	(\$13,093.92)	\$0.00	(\$13,093.92)	27.38%
	Fund: SAVE THE CHILDREN - 26143	(\$46,736.00)	(\$1,079.00)	(\$47,815.00)	(\$12,169.80)	(\$34,721.08)	(\$13,093.92)	\$0.00	(\$13,093.92)	27.38%
26204.0000.41921.0000.000000.0000.00.0000	INSTRUCTIONAL - CATEGORICAL	\$0.00	\$0.00	\$0.00	(\$342,362.76)	(\$342,362.76)	\$342,362.76	\$0.00	\$342,362.76	0.00%
	Function: REVENUE/BALANCE SHEET - 0000	\$0.00	\$0.00	\$0.00	(\$342,362.76)	(\$342,362.76)	\$342,362.76	\$0.00	\$342,362.76	0.00%
	Fund: SPACEPORT GRT GRANT - 26204	\$0.00	\$0.00	\$0.00	(\$342,362.76)	(\$342,362.76)	\$342,362.76	\$0.00	\$342,362.76	0.00%
26215.0000.41921.0000.000000.0000.00.0000	INSTRUCTIONAL - CATEGORICAL	\$0.00	(\$102,796.00)	(\$102,796.00)	(\$102,796.00)	(\$102,796.00)	\$0.00	\$0.00	\$0.00	0.00%
	Function: REVENUE/BALANCE SHEET - 0000	\$0.00	(\$102,796.00)	(\$102,796.00)	(\$102,796.00)	(\$102,796.00)	\$0.00	\$0.00	\$0.00	0.00%

Gadsden Independent Schools

Revenue Report - All Funds

From Date: 1/1/2014

To Date: 3/31/2014

Fiscal Year: 2013-2014

Include pre encumbrance

Print accounts with zero balance

Filter Encumbrance Detail by Date Range

Account Number	Description	Budget	Adjustments	GL Budget	Current	YTD	Balance	Encumbrance	Budget Bal	% Rem
Fund: THE BRIDGE OF SOUTHERN NEW MEXICO - 26215		\$0.00	(\$102,796.00)	(\$102,796.00)	(\$102,796.00)	(\$102,796.00)	\$0.00	\$0.00	\$0.00	0.00%
27103.0000.43202.0000.000000.0000.00.0000	RESTRICTED GRANTS - STATE SOURCES	\$0.00	(\$22,418.00)	(\$22,418.00)	(\$22,418.00)	(\$22,418.00)	\$0.00	\$0.00	\$0.00	0.00%
Function: REVENUE/BALANCE SHEET - 0000		\$0.00	(\$22,418.00)	(\$22,418.00)	(\$22,418.00)	(\$22,418.00)	\$0.00	\$0.00	\$0.00	0.00%
Fund: 2009 DUAL CREDIT INSTRUCTIONAL MATERIALS - 27103		\$0.00	(\$22,418.00)	(\$22,418.00)	(\$22,418.00)	(\$22,418.00)	\$0.00	\$0.00	\$0.00	0.00%
27106.0000.43202.0000.000000.0000.00.0000	RESTRICTED GRANTS - STATE SOURCES	\$0.00	\$0.00	\$0.00	\$0.00	(\$4,284.39)	\$4,284.39	\$0.00	\$4,284.39	0.00%
Function: REVENUE/BALANCE SHEET - 0000		\$0.00	\$0.00	\$0.00	\$0.00	(\$4,284.39)	\$4,284.39	\$0.00	\$4,284.39	0.00%
Fund: GO BONDS STUDENT LIBRARY FUND SB-1 - 27106		\$0.00	\$0.00	\$0.00	\$0.00	(\$4,284.39)	\$4,284.39	\$0.00	\$4,284.39	0.00%
27107.0000.43202.0000.000000.0000.00.0000	RESTRICTED GRANTS - STATE SOURCES	(\$82,949.00)	\$0.00	(\$82,949.00)	\$0.00	\$0.00	(\$82,949.00)	\$0.00	(\$82,949.00)	100.00%
Function: REVENUE/BALANCE SHEET - 0000		(\$82,949.00)	\$0.00	(\$82,949.00)	\$0.00	\$0.00	(\$82,949.00)	\$0.00	(\$82,949.00)	100.00%
Fund: 2012 GO BOND STUDENT LIBRARY - 27107		(\$82,949.00)	\$0.00	(\$82,949.00)	\$0.00	\$0.00	(\$82,949.00)	\$0.00	(\$82,949.00)	100.00%
27114.0000.43202.0000.000000.0000.00.0000	RESTRICTED GRANTS - STATE SOURCES	\$0.00	(\$24,368.00)	(\$24,368.00)	\$0.00	\$0.00	(\$24,368.00)	\$0.00	(\$24,368.00)	100.00%
Function: REVENUE/BALANCE SHEET - 0000		\$0.00	(\$24,368.00)	(\$24,368.00)	\$0.00	\$0.00	(\$24,368.00)	\$0.00	(\$24,368.00)	100.00%
Fund: NM READS TO LEAD! K-3 INITIATIVE - 27114		\$0.00	(\$24,368.00)	(\$24,368.00)	\$0.00	\$0.00	(\$24,368.00)	\$0.00	(\$24,368.00)	100.00%
27149.0000.43202.0000.000000.0000.00.0000	RESTRICTED GRANTS - STATE SOURCES	(\$1,490,000.00)	(\$60,000.00)	(\$1,550,000.00)	(\$441,022.35)	(\$1,112,373.86)	(\$437,626.14)	\$0.00	(\$437,626.14)	28.23%
Function: REVENUE/BALANCE SHEET - 0000		(\$1,490,000.00)	(\$60,000.00)	(\$1,550,000.00)	(\$441,022.35)	(\$1,112,373.86)	(\$437,626.14)	\$0.00	(\$437,626.14)	28.23%
Fund: PREK INITIATIVE - 27149		(\$1,490,000.00)	(\$60,000.00)	(\$1,550,000.00)	(\$441,022.35)	(\$1,112,373.86)	(\$437,626.14)	\$0.00	(\$437,626.14)	28.23%
27155.0000.43202.0000.000000.0000.00.0000	RESTRICTED GRANTS - STATE SOURCES	\$0.00	(\$58,313.00)	(\$58,313.00)	(\$16,707.85)	(\$53,644.17)	(\$4,668.83)	\$0.00	(\$4,668.83)	8.01%
Function: REVENUE/BALANCE SHEET - 0000		\$0.00	(\$58,313.00)	(\$58,313.00)	(\$16,707.85)	(\$53,644.17)	(\$4,668.83)	\$0.00	(\$4,668.83)	8.01%
Fund: BREAKFAST FOR ELEMENTARY STUDENTS - 27155		\$0.00	(\$58,313.00)	(\$58,313.00)	(\$16,707.85)	(\$53,644.17)	(\$4,668.83)	\$0.00	(\$4,668.83)	8.01%
27166.0000.43202.0000.000000.0000.00.0000	RESTRICTED GRANTS - STATE SOURCES	(\$473,343.00)	\$91,692.00	(\$381,651.00)	\$0.00	(\$562,389.47)	\$180,738.47	\$0.00	\$180,738.47	-47.36%
Function: REVENUE/BALANCE SHEET - 0000		(\$473,343.00)	\$91,692.00	(\$381,651.00)	\$0.00	(\$562,389.47)	\$180,738.47	\$0.00	\$180,738.47	-47.36%
Fund: KINDERGARTEN-THREE PLUS - 27166		(\$473,343.00)	\$91,692.00	(\$381,651.00)	\$0.00	(\$562,389.47)	\$180,738.47	\$0.00	\$180,738.47	-47.36%
27171.0000.43202.0000.000000.0000.00.0000	RESTRICTED GRANTS - STATE SOURCES	\$0.00	\$0.00	\$0.00	(\$12,338.74)	(\$33,224.81)	\$33,224.81	\$0.00	\$33,224.81	0.00%
27171.0000.43204.0000.000000.0000.00.0000	RESTRICTED GRANTS-STATE PY BALANCES	(\$8,944.00)	(\$25,611.00)	(\$34,555.00)	\$0.00	\$0.00	(\$34,555.00)	\$0.00	(\$34,555.00)	100.00%
Function: REVENUE/BALANCE SHEET - 0000		(\$8,944.00)	(\$25,611.00)	(\$34,555.00)	(\$12,338.74)	(\$33,224.81)	(\$1,330.19)	\$0.00	(\$1,330.19)	3.85%
Fund: 2010 GOB INSTRUCTIONAL MATERIALS - 27171		(\$8,944.00)	(\$25,611.00)	(\$34,555.00)	(\$12,338.74)	(\$33,224.81)	(\$1,330.19)	\$0.00	(\$1,330.19)	3.85%
27176.0000.43202.0000.000000.0000.00.0000	RESTRICTED GRANTS - STATE SOURCES	\$0.00	\$0.00	\$0.00	\$0.00	(\$100,517.08)	\$100,517.08	\$0.00	\$100,517.08	0.00%
Function: REVENUE/BALANCE SHEET - 0000		\$0.00	\$0.00	\$0.00	\$0.00	(\$100,517.08)	\$100,517.08	\$0.00	\$100,517.08	0.00%
Fund: SCIENCE INSTRUCTIONAL MATERIALS K-12 - 27176		\$0.00	\$0.00	\$0.00	\$0.00	(\$100,517.08)	\$100,517.08	\$0.00	\$100,517.08	0.00%

Gadsden Independent Schools

Revenue Report - All Funds

From Date: 1/1/2014

To Date: 3/31/2014

Fiscal Year: 2013-2014

Include pre encumbrance

Print accounts with zero balance

Filter Encumbrance Detail by Date Range

Account Number	Description	Budget	Adjustments	GL Budget	Current	YTD	Balance	Encumbrance	Budget Bal	% Rem
27185.0000.43202.0000.000000.0000.00.0000	RESTRICTED GRANTS - STATE SOURCES	\$0.00	(\$299,454.00)	(\$299,454.00)	\$0.00	\$0.00	(\$299,454.00)	\$0.00	(\$299,454.00)	100.00%
	Function: REVENUE/BALANCE SHEET - 0000	\$0.00	(\$299,454.00)	(\$299,454.00)	\$0.00	\$0.00	(\$299,454.00)	\$0.00	(\$299,454.00)	100.00%
	Fund: NEXT GENERATION ASSESSMENTS - 27185	\$0.00	(\$299,454.00)	(\$299,454.00)	\$0.00	\$0.00	(\$299,454.00)	\$0.00	(\$299,454.00)	100.00%
28191.0000.43202.0000.000000.0000.00.0000	STATE DIRECT GRANTS	(\$341,703.00)	\$0.00	(\$341,703.00)	\$0.00	(\$182,221.76)	(\$159,481.24)	\$0.00	(\$159,481.24)	46.67%
	Function: REVENUE/BALANCE SHEET - 0000	(\$341,703.00)	\$0.00	(\$341,703.00)	\$0.00	(\$182,221.76)	(\$159,481.24)	\$0.00	(\$159,481.24)	46.67%
	Fund: SMART START K-3+ - 28191	(\$341,703.00)	\$0.00	(\$341,703.00)	\$0.00	(\$182,221.76)	(\$159,481.24)	\$0.00	(\$159,481.24)	46.67%
29135.0000.41280.0000.000000.0000.00.0000	REVENUE IN LIEU OF TAXES - OTHER LOCAL GOVERNMENTA	\$0.00	\$0.00	\$0.00	(\$90,297.47)	(\$114,442.62)	\$114,442.62	\$0.00	\$114,442.62	0.00%
	Function: REVENUE/BALANCE SHEET - 0000	\$0.00	\$0.00	\$0.00	(\$90,297.47)	(\$114,442.62)	\$114,442.62	\$0.00	\$114,442.62	0.00%
	Fund: IND REV BONDS PILOT - 29135	\$0.00	\$0.00	\$0.00	(\$90,297.47)	(\$114,442.62)	\$114,442.62	\$0.00	\$114,442.62	0.00%
31100.0000.41500.0000.000000.0000.00.0000	INVESTMENT INCOME	(\$23,000.00)	\$0.00	(\$23,000.00)	\$17,577.52	(\$10,283.41)	(\$12,716.59)	\$0.00	(\$12,716.59)	55.29%
31100.0000.45110.0000.000000.0000.00.0000	BOND PRINCIPAL	(\$9,500,000.00)	\$0.00	(\$9,500,000.00)	\$0.00	(\$9,500,000.00)	\$0.00	\$0.00	\$0.00	0.00%
	Function: REVENUE/BALANCE SHEET - 0000	(\$9,523,000.00)	\$0.00	(\$9,523,000.00)	\$17,577.52	(\$9,510,283.41)	(\$12,716.59)	\$0.00	(\$12,716.59)	0.13%
	Fund: BOND BUILDING - 31100	(\$9,523,000.00)	\$0.00	(\$9,523,000.00)	\$17,577.52	(\$9,510,283.41)	(\$12,716.59)	\$0.00	(\$12,716.59)	0.13%
31400.0000.43210.0000.000000.0000.00.0000	SPECIAL CAPITAL OUTLAY - STATE	(\$15,963.00)	\$0.00	(\$15,963.00)	\$0.00	(\$8,629.00)	(\$7,334.00)	\$0.00	(\$7,334.00)	45.94%
	Function: REVENUE/BALANCE SHEET - 0000	(\$15,963.00)	\$0.00	(\$15,963.00)	\$0.00	(\$8,629.00)	(\$7,334.00)	\$0.00	(\$7,334.00)	45.94%
	Fund: SPECIAL CAPITAL OUTLAY-STATE - 31400	(\$15,963.00)	\$0.00	(\$15,963.00)	\$0.00	(\$8,629.00)	(\$7,334.00)	\$0.00	(\$7,334.00)	45.94%
31700.0000.41110.0000.000000.0000.00.0000	AD VALOREM TAXES - SCHOOL DISTRICT	(\$1,600,574.00)	\$0.00	(\$1,600,574.00)	(\$716,290.67)	(\$1,065,505.10)	(\$535,068.90)	\$0.00	(\$535,068.90)	33.43%
31700.0000.41500.0000.000000.0000.00.0000	INVESTMENT INCOME	\$0.00	\$0.00	\$0.00	(\$185.31)	(\$497.60)	\$497.60	\$0.00	\$497.60	0.00%
31700.0000.41953.0000.000000.0000.00.0000	INSURANCE RECOVERIES	\$0.00	\$0.00	\$0.00	(\$18,538.24)	(\$21,536.24)	\$21,536.24	\$0.00	\$21,536.24	0.00%
31700.0000.41980.0000.000000.0000.00.0000	REFUND OF PRIOR YEAR'S EXPENDITURES	\$0.00	\$0.00	\$0.00	\$0.00	(\$2,452.48)	\$2,452.48	\$0.00	\$2,452.48	0.00%
31700.0000.43204.0000.000000.0000.00.0000	RESTRICTED GRANTS-STATE PY BALANCES	(\$5,227,974.00)	\$0.00	(\$5,227,974.00)	(\$866,337.63)	(\$2,369,374.41)	(\$2,858,599.59)	\$0.00	(\$2,858,599.59)	54.68%
	Function: REVENUE/BALANCE SHEET - 0000	(\$6,828,548.00)	\$0.00	(\$6,828,548.00)	(\$1,601,351.85)	(\$3,459,365.83)	(\$3,369,182.17)	\$0.00	(\$3,369,182.17)	49.34%
	Fund: CAPITAL IMPROVEMENTS SB-9 - 31700	(\$6,828,548.00)	\$0.00	(\$6,828,548.00)	(\$1,601,351.85)	(\$3,459,365.83)	(\$3,369,182.17)	\$0.00	(\$3,369,182.17)	49.34%
31900.0000.41500.0000.000000.0000.00.0000	INVESTMENT INCOME	\$0.00	\$0.00	\$0.00	(\$120.77)	(\$292.80)	\$292.80	\$0.00	\$292.80	0.00%
31900.0000.45110.0000.000000.0000.00.0000	BOND PRINCIPAL	(\$1,750,000.00)	\$0.00	(\$1,750,000.00)	\$0.00	(\$2,750,000.00)	\$1,000,000.00	\$0.00	\$1,000,000.00	-57.14%
	Function: REVENUE/BALANCE SHEET - 0000	(\$1,750,000.00)	\$0.00	(\$1,750,000.00)	(\$120.77)	(\$2,750,292.80)	\$1,000,292.80	\$0.00	\$1,000,292.80	-57.16%
	Fund: ED. TECHNOLOGY EQUIPMENT ACT - 31900	(\$1,750,000.00)	\$0.00	(\$1,750,000.00)	(\$120.77)	(\$2,750,292.80)	\$1,000,292.80	\$0.00	\$1,000,292.80	-57.16%
41000.0000.41110.0000.000000.0000.00.0000	AD VALOREM TAXES - SCHOOL DISTRICT	(\$10,770,077.00)	\$0.00	(\$10,770,077.00)	(\$4,450,740.64)	(\$6,598,870.64)	(\$4,171,206.36)	\$0.00	(\$4,171,206.36)	38.73%
41000.0000.41500.0000.000000.0000.00.0000	INVESTMENT INCOME	\$0.00	\$0.00	\$0.00	\$105.51	\$91.36	(\$91.36)	\$0.00	(\$91.36)	0.00%
41000.0000.45120.0000.000000.0000.00.0000	PREMIUM OR DISCOUNT ON THE ISSUANCE OF BONDS	\$0.00	\$0.00	\$0.00	\$0.00	(\$271,610.50)	\$271,610.50	\$0.00	\$271,610.50	0.00%
	Function: REVENUE/BALANCE SHEET - 0000	(\$10,770,077.00)	\$0.00	(\$10,770,077.00)	(\$4,450,635.13)	(\$6,870,389.78)	(\$3,899,687.22)	\$0.00	(\$3,899,687.22)	36.21%

Gadsden Independent Schools

Revenue Report - All Funds

From Date: 1/1/2014

To Date: 3/31/2014

Fiscal Year: 2013-2014

Include pre encumbrance

Print accounts with zero balance

Filter Encumbrance Detail by Date Range

Account Number	Description	Budget	Adjustments	GL Budget	Current	YTD	Balance	Encumbrance	Budget Bal	% Rem
Fund: DEBT SERVICES - 41000		(\$10,770,077.00)	\$0.00	(\$10,770,077.00)	(\$4,450,635.13)	(\$6,870,389.78)	(\$3,899,687.22)	\$0.00	(\$3,899,687.22)	36.21%
43000.0000.411110.0000.000000.0000.00.0000	AD VALOREM TAXES - SCHOOL DISTRICT	(\$1,769,785.00)	\$0.00	(\$1,769,785.00)	(\$699,800.95)	(\$1,062,748.83)	(\$707,036.17)	\$0.00	(\$707,036.17)	39.95%
43000.0000.41500.0000.000000.0000.00.0000	INVESTMENT INCOME	\$0.00	\$0.00	\$0.00	\$22.56	\$24.34	(\$24.34)	\$0.00	(\$24.34)	0.00%
Function: REVENUE/BALANCE SHEET - 0000		(\$1,769,785.00)	\$0.00	(\$1,769,785.00)	(\$699,778.39)	(\$1,062,724.49)	(\$707,060.51)	\$0.00	(\$707,060.51)	39.95%
Fund: TOTAL ED. TECH. DEBT SERVICE SUBFUND - 43000		(\$1,769,785.00)	\$0.00	(\$1,769,785.00)	(\$699,778.39)	(\$1,062,724.49)	(\$707,060.51)	\$0.00	(\$707,060.51)	39.95%
Grand Total:		(\$157,270,028.00)	(\$5,632,445.00)	(\$162,902,473.00)	(\$39,080,721.78)	(\$122,698,920.91)	(\$40,203,552.09)	\$2,059.64	(\$40,205,611.73)	24.68%

End of Report

Gadsden Independent Schools

BUDGET AND EXP REPORT-FUND TOTALS

Fiscal Year: 2013-2014

From Date: 1/1/2014

To Date: 3/31/2014

Include pre encumbrance

Print accounts with zero balance

Filter Encumbrance Detail by Date Range

Account Number	Description	Budget	Adjustments	GL Budget	Current	YTD	Balance	Encumbrance	Budget Bal	% Rem
11000.0000.00000.0000.000000.0000.00.0000	SUMMARY	\$104,897,911.00	\$689,445.00	\$105,587,356.00	\$22,870,368.17	\$65,213,355.77	\$40,374,000.23	\$28,970,289.04	\$11,403,711.19	10.80%
	Fund: OPERATIONAL - 11000	\$104,897,911.00	\$689,445.00	\$105,587,356.00	\$22,870,368.17	\$65,213,355.77	\$40,374,000.23	\$28,970,289.04	\$11,403,711.19	10.80%
13000.0000.00000.0000.000000.0000.00.0000	SUMMARY	\$4,779,275.00	\$207,449.00	\$4,986,724.00	\$1,547,136.63	\$4,224,122.02	\$762,601.98	\$745,320.64	\$17,281.34	0.35%
	Fund: PUPIL TRANSPORTATION - 13000	\$4,779,275.00	\$207,449.00	\$4,986,724.00	\$1,547,136.63	\$4,224,122.02	\$762,601.98	\$745,320.64	\$17,281.34	0.35%
14000.0000.00000.0000.000000.0000.00.0000	SUMMARY	\$725,965.00	\$534,194.00	\$1,260,159.00	\$20,576.81	\$1,101,015.98	\$159,143.02	\$22,052.57	\$137,090.45	10.88%
	Fund: INSTRUCTIONAL MATERIALS - 14000	\$725,965.00	\$534,194.00	\$1,260,159.00	\$20,576.81	\$1,101,015.98	\$159,143.02	\$22,052.57	\$137,090.45	10.88%
21000.0000.00000.0000.000000.0000.00.0000	SUMMARY	\$13,600,241.00	\$0.00	\$13,600,241.00	\$2,101,458.17	\$5,439,676.24	\$8,160,564.76	\$2,752,798.24	\$5,407,766.52	39.76%
	Fund: FOOD SERVICES - 21000	\$13,600,241.00	\$0.00	\$13,600,241.00	\$2,101,458.17	\$5,439,676.24	\$8,160,564.76	\$2,752,798.24	\$5,407,766.52	39.76%
22000.0000.00000.0000.000000.0000.00.0000	SUMMARY	\$293,551.00	\$0.00	\$293,551.00	\$4,966.33	\$18,725.23	\$274,825.77	\$2,004.16	\$272,821.61	92.94%
	Fund: ATHLETICS - 22000	\$293,551.00	\$0.00	\$293,551.00	\$4,966.33	\$18,725.23	\$274,825.77	\$2,004.16	\$272,821.61	92.94%
23000.0000.00000.0000.000000.0000.00.0000	SUMMARY	\$866,643.00	\$0.00	\$866,643.00	\$118,284.26	\$333,670.45	\$532,972.55	\$71,713.09	\$461,259.46	53.22%
	Fund: NON-INSTRUCTIONAL SUPPORT - 23000	\$866,643.00	\$0.00	\$866,643.00	\$118,284.26	\$333,670.45	\$532,972.55	\$71,713.09	\$461,259.46	53.22%
24101.0000.00000.0000.000000.0000.00.0000	SUMMARY	\$8,061,006.00	\$2,154,673.00	\$10,215,679.00	\$1,508,790.32	\$4,143,293.91	\$6,072,385.09	\$2,906,286.74	\$3,166,098.35	30.99%
	Fund: TITLE I - IASA - 24101	\$8,061,006.00	\$2,154,673.00	\$10,215,679.00	\$1,508,790.32	\$4,143,293.91	\$6,072,385.09	\$2,906,286.74	\$3,166,098.35	30.99%
24103.0000.00000.0000.000000.0000.00.0000	SUMMARY	\$108,000.00	\$23,117.00	\$131,117.00	\$20,200.86	\$53,411.56	\$77,705.44	\$24,223.50	\$53,481.94	40.79%
	Fund: MIGRANT CHILDREN EDUCATION - 24103	\$108,000.00	\$23,117.00	\$131,117.00	\$20,200.86	\$53,411.56	\$77,705.44	\$24,223.50	\$53,481.94	40.79%
24106.0000.00000.0000.000000.0000.00.0000	SUMMARY	\$2,882,144.00	\$583,155.00	\$3,465,299.00	\$634,206.56	\$1,832,392.44	\$1,632,906.56	\$902,897.30	\$730,009.26	21.07%
	Fund: ENTITLEMENT IDEA-B - 24106	\$2,882,144.00	\$583,155.00	\$3,465,299.00	\$634,206.56	\$1,832,392.44	\$1,632,906.56	\$902,897.30	\$730,009.26	21.07%
24108.0000.00000.0000.000000.0000.00.0000	SUMMARY	\$0.00	\$10,992.00	\$10,992.00	\$1,863.62	\$1,863.62	\$9,128.38	\$169.70	\$8,958.68	81.50%
	Fund: EARLY INTERVENING SERVICES-IDEA B - 24108	\$0.00	\$10,992.00	\$10,992.00	\$1,863.62	\$1,863.62	\$9,128.38	\$169.70	\$8,958.68	81.50%
24109.0000.00000.0000.000000.0000.00.0000	SUMMARY	\$69,769.00	\$19,126.00	\$88,895.00	\$15,715.67	\$45,729.99	\$43,165.01	\$26,693.45	\$16,471.56	18.53%
	Fund: PRESCHOOL IDEA-B - 24109	\$69,769.00	\$19,126.00	\$88,895.00	\$15,715.67	\$45,729.99	\$43,165.01	\$26,693.45	\$16,471.56	18.53%
24112.0000.00000.0000.000000.0000.00.0000	SUMMARY	\$0.00	\$76,500.00	\$76,500.00	\$18,483.46	\$52,316.97	\$24,183.03	\$21,219.11	\$2,963.92	3.87%
	Fund: EARLY INTERVENTION SERVICES-IDEA B - 24112	\$0.00	\$76,500.00	\$76,500.00	\$18,483.46	\$52,316.97	\$24,183.03	\$21,219.11	\$2,963.92	3.87%
24113.0000.00000.0000.000000.0000.00.0000	SUMMARY	\$24,300.00	\$2,781.00	\$27,081.00	\$9,768.40	\$15,201.40	\$11,879.60	\$3,248.82	\$8,630.78	31.87%
	Fund: EDUCATION OF HOMELESS - 24113	\$24,300.00	\$2,781.00	\$27,081.00	\$9,768.40	\$15,201.40	\$11,879.60	\$3,248.82	\$8,630.78	31.87%
24115.0000.00000.0000.000000.0000.00.0000	SUMMARY	\$0.00	\$10,076.00	\$10,076.00	\$0.00	\$0.00	\$10,076.00	\$0.00	\$10,076.00	100.00%
	Fund: IDEA B PRIVATE SCHOOLS SHARE - 24115	\$0.00	\$10,076.00	\$10,076.00	\$0.00	\$0.00	\$10,076.00	\$0.00	\$10,076.00	100.00%
24118.0000.00000.0000.000000.0000.00.0000	SUMMARY	\$0.00	\$349,350.00	\$349,350.00	\$98,290.13	\$249,267.18	\$100,082.82	\$0.00	\$100,082.82	28.65%
	Fund: FRUIT & VEGETABLE PROGRAM - 24118	\$0.00	\$349,350.00	\$349,350.00	\$98,290.13	\$249,267.18	\$100,082.82	\$0.00	\$100,082.82	28.65%

Gadsden Independent Schools

BUDGET AND EXP REPORT-FUND TOTALS

From Date: 1/1/2014

To Date: 3/31/2014

Fiscal Year: 2013-2014

 Include pre encumbrance

 Print accounts with zero balance

 Filter Encumbrance Detail by Date Range

Account Number	Description	Budget	Adjustments	GL Budget	Current	YTD	Balance	Encumbrance	Budget Bal	% Rem
24119.0000.00000.0000.000000.0000.00.0000	SUMMARY	\$0.00	\$876,999.00	\$876,999.00	\$340,265.79	\$651,554.86	\$225,444.14	\$99,981.00	\$125,463.14	14.31%
	Fund: 21ST CENTURY CLC - 24119	\$0.00	\$876,999.00	\$876,999.00	\$340,265.79	\$651,554.86	\$225,444.14	\$99,981.00	\$125,463.14	14.31%
24120.0000.00000.0000.000000.0000.00.0000	SUMMARY	\$0.00	\$32,211.00	\$32,211.00	\$0.00	\$0.00	\$32,211.00	\$0.00	\$32,211.00	100.00%
	Fund: IDEA-B RISK POOL - 24120	\$0.00	\$32,211.00	\$32,211.00	\$0.00	\$0.00	\$32,211.00	\$0.00	\$32,211.00	100.00%
24153.0000.00000.0000.000000.0000.00.0000	SUMMARY	\$338,615.00	\$86,219.00	\$424,834.00	\$102,431.73	\$183,762.06	\$241,071.94	\$70,070.59	\$171,001.35	40.25%
	Fund: ENGLISH LANGUAGE ACQUISITION - 24153	\$338,615.00	\$86,219.00	\$424,834.00	\$102,431.73	\$183,762.06	\$241,071.94	\$70,070.59	\$171,001.35	40.25%
24154.0000.00000.0000.000000.0000.00.0000	SUMMARY	\$864,190.00	\$0.00	\$864,190.00	\$151,443.87	\$431,944.65	\$432,245.35	\$169,255.91	\$262,989.44	30.43%
	Fund: TEACHER/PRINCIPAL TRAINING & RECRUITING - 24154	\$864,190.00	\$0.00	\$864,190.00	\$151,443.87	\$431,944.65	\$432,245.35	\$169,255.91	\$262,989.44	30.43%
24163.0000.00000.0000.000000.0000.00.0000	SUMMARY	\$0.00	\$150,000.00	\$150,000.00	\$9,524.06	\$9,524.06	\$140,475.94	\$29,935.03	\$110,540.91	73.69%
	Fund: IMMIGRANT FUNDING - TITLE III - 24163	\$0.00	\$150,000.00	\$150,000.00	\$9,524.06	\$9,524.06	\$140,475.94	\$29,935.03	\$110,540.91	73.69%
24174.0000.00000.0000.000000.0000.00.0000	SUMMARY	\$0.00	\$205,878.00	\$205,878.00	\$24,268.16	\$115,643.07	\$90,234.93	\$1,832.63	\$88,402.30	42.94%
	Fund: CARL D PERKINS SECONDARY - CURRENT - 24174	\$0.00	\$205,878.00	\$205,878.00	\$24,268.16	\$115,643.07	\$90,234.93	\$1,832.63	\$88,402.30	42.94%
24175.0000.00000.0000.000000.0000.00.0000	SUMMARY	\$0.00	\$60,648.00	\$60,648.00	\$0.00	\$49,404.28	\$11,243.72	\$0.00	\$11,243.72	18.54%
	ARL D PERKINS SECONDARY - PY UNLIQ. OBLIGATIONS - 24175	\$0.00	\$60,648.00	\$60,648.00	\$0.00	\$49,404.28	\$11,243.72	\$0.00	\$11,243.72	18.54%
24176.0000.00000.0000.000000.0000.00.0000	SUMMARY	\$0.00	\$40,286.00	\$40,286.00	\$0.00	\$14,285.70	\$26,000.30	\$0.00	\$26,000.30	64.54%
	Fund: CARL PERKINS REDISTRIBUTION - 24176	\$0.00	\$40,286.00	\$40,286.00	\$0.00	\$14,285.70	\$26,000.30	\$0.00	\$26,000.30	64.54%
24180.0000.00000.0000.000000.0000.00.0000	SUMMARY	\$0.00	\$106,853.00	\$106,853.00	\$20,016.28	\$22,088.92	\$84,764.08	\$56,922.32	\$27,841.76	26.06%
	Fund: HIGH SCHOOLS THAT WORK - 24180	\$0.00	\$106,853.00	\$106,853.00	\$20,016.28	\$22,088.92	\$84,764.08	\$56,922.32	\$27,841.76	26.06%
24182.0000.00000.0000.000000.0000.00.0000	SUMMARY	\$0.00	\$13,670.00	\$13,670.00	\$0.00	\$7,205.12	\$6,464.88	\$0.00	\$6,464.88	47.29%
	Fund: CARL PERKINS HSTW REDISTRIBUTION 09-10 - 24182	\$0.00	\$13,670.00	\$13,670.00	\$0.00	\$7,205.12	\$6,464.88	\$0.00	\$6,464.88	47.29%
25153.0000.00000.0000.000000.0000.00.0000	SUMMARY	\$880,250.00	\$227,746.00	\$1,107,996.00	\$186,948.15	\$525,235.08	\$582,760.92	\$248,869.21	\$333,891.71	30.13%
	Fund: TITLE XIX MEDICAID 3/21 YEARS - 25153	\$880,250.00	\$227,746.00	\$1,107,996.00	\$186,948.15	\$525,235.08	\$582,760.92	\$248,869.21	\$333,891.71	30.13%
26143.0000.00000.0000.000000.0000.00.0000	SUMMARY	\$46,736.00	\$1,079.00	\$47,815.00	\$16,517.13	\$39,848.77	\$7,966.23	\$2,411.95	\$5,554.28	11.62%
	Fund: SAVE THE CHILDREN - 26143	\$46,736.00	\$1,079.00	\$47,815.00	\$16,517.13	\$39,848.77	\$7,966.23	\$2,411.95	\$5,554.28	11.62%
26204.0000.00000.0000.000000.0000.00.0000	SUMMARY	\$1,316,754.00	\$55,471.00	\$1,372,225.00	\$158,031.60	\$566,249.40	\$805,975.60	\$302,496.28	\$503,479.32	36.69%
	Fund: SPACEPORT GRT GRANT - 26204	\$1,316,754.00	\$55,471.00	\$1,372,225.00	\$158,031.60	\$566,249.40	\$805,975.60	\$302,496.28	\$503,479.32	36.69%
26215.0000.00000.0000.000000.0000.00.0000	SUMMARY	\$0.00	\$102,796.00	\$102,796.00	\$0.00	\$0.00	\$102,796.00	\$0.00	\$102,796.00	100.00%
	Fund: THE BRIDGE OF SOUTHERN NEW MEXICO - 26215	\$0.00	\$102,796.00	\$102,796.00	\$0.00	\$0.00	\$102,796.00	\$0.00	\$102,796.00	100.00%
27103.0000.00000.0000.000000.0000.00.0000	SUMMARY	\$0.00	\$22,418.00	\$22,418.00	\$0.00	\$22,418.00	\$0.00	\$0.00	\$0.00	0.00%
	Fund: 2009 DUAL CREDIT INSTRUCTIONAL MATERIALS - 27103	\$0.00	\$22,418.00	\$22,418.00	\$0.00	\$22,418.00	\$0.00	\$0.00	\$0.00	0.00%

Gadsden Independent Schools

BUDGET AND EXP REPORT-FUND TOTALS

From Date: 1/1/2014 To Date: 3/31/2014

Fiscal Year: 2013-2014

Include pre encumbrance
 Print accounts with zero balance
 Filter Encumbrance Detail by Date Range

Account Number	Description	Budget	Adjustments	GL Budget	Current	YTD	Balance	Encumbrance	Budget Bal	% Rem
27107.0000.00000.0000.000000.0000.00.0000	SUMMARY	\$82,949.00	\$0.00	\$82,949.00	\$17,210.78	\$33,247.07	\$49,701.93	\$47,983.13	\$1,718.80	2.07%
	Fund: 2012 GO BOND STUDENT LIBRARY - 27107	\$82,949.00	\$0.00	\$82,949.00	\$17,210.78	\$33,247.07	\$49,701.93	\$47,983.13	\$1,718.80	2.07%
27114.0000.00000.0000.000000.0000.00.0000	SUMMARY	\$0.00	\$24,368.00	\$24,368.00	\$0.00	\$0.00	\$24,368.00	\$0.00	\$24,368.00	100.00%
	Fund: NM READS TO LEAD! K-3 INITIATIVE - 27114	\$0.00	\$24,368.00	\$24,368.00	\$0.00	\$0.00	\$24,368.00	\$0.00	\$24,368.00	100.00%
27149.0000.00000.0000.000000.0000.00.0000	SUMMARY	\$1,490,000.00	\$60,000.00	\$1,550,000.00	\$366,415.70	\$901,085.07	\$648,914.93	\$445,432.09	\$203,482.84	13.13%
	Fund: PREK INITIATIVE - 27149	\$1,490,000.00	\$60,000.00	\$1,550,000.00	\$366,415.70	\$901,085.07	\$648,914.93	\$445,432.09	\$203,482.84	13.13%
27155.0000.00000.0000.000000.0000.00.0000	SUMMARY	\$0.00	\$58,313.00	\$58,313.00	\$19,192.19	\$48,785.17	\$9,527.83	\$0.00	\$9,527.83	16.34%
	Fund: BREAKFAST FOR ELEMENTARY STUDENTS - 27155	\$0.00	\$58,313.00	\$58,313.00	\$19,192.19	\$48,785.17	\$9,527.83	\$0.00	\$9,527.83	16.34%
27166.0000.00000.0000.000000.0000.00.0000	SUMMARY	\$473,343.00	(\$91,692.00)	\$381,651.00	\$0.00	\$284,936.59	\$96,714.41	\$0.00	\$96,714.41	25.34%
	Fund: KINDERGARTEN-THREE PLUS - 27166	\$473,343.00	(\$91,692.00)	\$381,651.00	\$0.00	\$284,936.59	\$96,714.41	\$0.00	\$96,714.41	25.34%
27171.0000.00000.0000.000000.0000.00.0000	SUMMARY	\$8,944.00	\$25,611.00	\$34,555.00	\$1,326.48	\$34,551.29	\$3.71	\$0.00	\$3.71	0.01%
	Fund: 2010 GOB INSTRUCTIONAL MATERIALS - 27171	\$8,944.00	\$25,611.00	\$34,555.00	\$1,326.48	\$34,551.29	\$3.71	\$0.00	\$3.71	0.01%
27185.0000.00000.0000.000000.0000.00.0000	SUMMARY	\$0.00	\$299,454.00	\$299,454.00	\$0.00	\$0.00	\$299,454.00	\$0.00	\$299,454.00	100.00%
	Fund: NEXT GENERATION ASSESSMENTS - 27185	\$0.00	\$299,454.00	\$299,454.00	\$0.00	\$0.00	\$299,454.00	\$0.00	\$299,454.00	100.00%
28191.0000.00000.0000.000000.0000.00.0000	SUMMARY	\$341,703.00	\$0.00	\$341,703.00	\$157.06	\$89,573.91	\$252,129.09	\$2,618.64	\$249,510.45	73.02%
	Fund: SMART START K-3+ - 28191	\$341,703.00	\$0.00	\$341,703.00	\$157.06	\$89,573.91	\$252,129.09	\$2,618.64	\$249,510.45	73.02%
29102.0000.00000.0000.000000.0000.00.0000	SUMMARY	\$7,302.00	\$0.00	\$7,302.00	\$0.00	\$7,302.00	\$0.00	\$0.00	\$0.00	0.00%
	Fund: PRIVATE DIR GRANTS (CATEGORICAL) - 29102	\$7,302.00	\$0.00	\$7,302.00	\$0.00	\$7,302.00	\$0.00	\$0.00	\$0.00	0.00%
29135.0000.00000.0000.000000.0000.00.0000	SUMMARY	\$214,087.00	\$0.00	\$214,087.00	\$5,930.55	\$71,771.06	\$142,315.94	\$10,520.25	\$131,795.69	61.56%
	Fund: IND REV BONDS PILOT - 29135	\$214,087.00	\$0.00	\$214,087.00	\$5,930.55	\$71,771.06	\$142,315.94	\$10,520.25	\$131,795.69	61.56%
31100.0000.00000.0000.000000.0000.00.0000	SUMMARY	\$38,007,795.00	\$0.00	\$38,007,795.00	\$6,032,310.36	\$11,249,874.85	\$26,757,920.15	\$11,102,859.54	\$15,655,060.61	41.19%
	Fund: BOND BUILDING - 31100	\$38,007,795.00	\$0.00	\$38,007,795.00	\$6,032,310.36	\$11,249,874.85	\$26,757,920.15	\$11,102,859.54	\$15,655,060.61	41.19%
31400.0000.00000.0000.000000.0000.00.0000	SUMMARY	\$15,963.00	\$0.00	\$15,963.00	\$15,963.00	\$15,963.00	\$0.00	\$0.00	\$0.00	0.00%
	Fund: SPECIAL CAPITAL OUTLAY-STATE - 31400	\$15,963.00	\$0.00	\$15,963.00	\$15,963.00	\$15,963.00	\$0.00	\$0.00	\$0.00	0.00%
31700.0000.00000.0000.000000.0000.00.0000	SUMMARY	\$9,142,994.00	\$0.00	\$9,142,994.00	\$868,174.02	\$2,481,111.10	\$6,661,882.90	\$1,956,816.71	\$4,705,066.19	51.46%
	Fund: CAPITAL IMPROVEMENTS SB-9 - 31700	\$9,142,994.00	\$0.00	\$9,142,994.00	\$868,174.02	\$2,481,111.10	\$6,661,882.90	\$1,956,816.71	\$4,705,066.19	51.46%
31900.0000.00000.0000.000000.0000.00.0000	SUMMARY	\$3,250,902.00	\$0.00	\$3,250,902.00	\$84,720.68	\$1,463,199.54	\$1,787,702.46	\$586,062.16	\$1,201,640.30	36.96%
	Fund: ED. TECHNOLOGY EQUIPMENT ACT - 31900	\$3,250,902.00	\$0.00	\$3,250,902.00	\$84,720.68	\$1,463,199.54	\$1,787,702.46	\$586,062.16	\$1,201,640.30	36.96%
41000.0000.00000.0000.000000.0000.00.0000	SUMMARY	\$20,574,947.00	\$0.00	\$20,574,947.00	\$534,387.62	\$10,106,282.20	\$10,468,664.80	\$0.00	\$10,468,664.80	50.88%
	Fund: DEBT SERVICES - 41000	\$20,574,947.00	\$0.00	\$20,574,947.00	\$534,387.62	\$10,106,282.20	\$10,468,664.80	\$0.00	\$10,468,664.80	50.88%

Gadsden Independent Schools

BUDGET AND EXP REPORT-FUND TOTALS

From Date: 1/1/2014

To Date: 3/31/2014

Fiscal Year: 2013-2014

Include pre encumbrance

Print accounts with zero balance

Filter Encumbrance Detail by Date Range

Account Number	Description	Budget	Adjustments	GL Budget	Current	YTD	Balance	Encumbrance	Budget Bal	% Rem
43000.0000.00000.00000.000000.00000.00.0000	SUMMARY	\$3,672,767.00	\$0.00	\$3,672,767.00	\$13,113.30	\$1,778,555.29	\$1,894,211.71	\$0.00	\$1,894,211.71	51.57%
	Fund: TOTAL ED. TECH. DEBT SERVICE SUBFUND - 43000	\$3,672,767.00	\$0.00	\$3,672,767.00	\$13,113.30	\$1,778,555.29	\$1,894,211.71	\$0.00	\$1,894,211.71	51.57%
Grand Total:		\$217,039,046.00	\$7,019,186.00	\$224,058,232.00	\$37,938,457.90	\$113,929,444.87	\$110,128,787.13	\$51,582,983.80	\$58,545,803.33	26.13%

End of Report

State of New Mexico
Public School Operating Budget - Actuals Revenue Rollup Report
Gadsden 2013-2014 - Third Quarter (Jan - Mar) - Revenue
Submitted

Fund	Obj	Description	Budget	Adjustments	Adjusted Budget	Current Period	YTD	Budget Balance
11000		Operational						
11000	41110	Ad Valorem Taxes – School	\$321,481.00	\$0.00	\$321,481.00	\$149,259.69	\$215,137.60	\$106,343.40
11000	41500	Investment Income	\$7,500.00	\$0.00	\$7,500.00	(\$106.31)	\$1,934.64	\$5,565.36
11000	41705	Fees – Users	\$0.00	\$0.00	\$0.00	\$39.00	\$501.00	(\$501.00)
11000	41706	Fees – Summer School	\$5,000.00	\$0.00	\$5,000.00	\$0.00	\$375.00	\$4,625.00
11000	41910	Rental Income	\$25,000.00	\$0.00	\$25,000.00	\$13,660.92	\$35,687.16	(\$10,687.16)
11000	41920	Contributions and Donatio	\$0.00	\$0.00	\$0.00	\$505.66	\$505.66	(\$505.66)
11000	41980	Refund of Prior Year's Ex	\$0.00	\$0.00	\$0.00	\$3,278.57	\$27,199.49	(\$27,199.49)
11000	43101	State Equalization Guarant	\$96,486,985.00	\$0.00	\$96,486,985.00	\$24,126,041.00	\$72,369,533.00	\$24,117,452.00
11000	43212	Indirect Costs (State Flo	\$10,000.00	\$0.00	\$10,000.00	\$242.79	\$8,921.63	\$1,078.37
11000	43213	Indirect Costs (State Dir	\$7,000.00	\$0.00	\$7,000.00	\$2,565.20	\$9,191.46	(\$2,191.46)
11000	43216	Fees - Governmental Agenc	\$87,000.00	\$0.00	\$87,000.00	\$30,509.92	\$62,001.89	\$24,998.11
11000	44107	Indirect Costs (Federal D	\$10,000.00	\$0.00	\$10,000.00	\$3,034.57	\$8,525.70	\$1,474.30
11000	44205	Indirect Costs (Federal F	\$129,750.00	\$0.00	\$129,750.00	\$44,953.71	\$122,538.96	\$7,211.04
11000	45304	Sale of Personal Property	\$0.00	\$0.00	\$0.00	\$20.00	\$20.00	(\$20.00)
11000	46100	Access Board (e-Rate)	\$0.00	\$0.00	\$0.00	\$0.00	\$582,003.77	(\$582,003.77)
11000		TOTAL Operational	\$97,089,716.00	\$0.00	\$97,089,716.00	\$24,374,004.72	\$73,444,076.96	\$23,645,639.04
13000		Pupil Transportation						
13000	43206	Transportation Distributi	\$4,779,275.00	\$207,449.00	\$4,986,724.00	\$1,318,247.00	\$3,925,127.00	\$1,061,597.00
13000		TOTAL Pupil	\$4,779,275.00	\$207,449.00	\$4,986,724.00	\$1,318,247.00	\$3,925,127.00	\$1,061,597.00
14000		Total Instructional Mater						
14000	41980	Refund of Prior Year's Ex	\$0.00	\$0.00	\$0.00	\$31.03	\$2,793.36	(\$2,793.36)
14000	43207	Instructional Materials 5	\$362,983.00	\$120,115.00	\$483,098.00	\$0.00	\$423,038.90	\$60,059.10
14000	43211	Instructional Materials 5	\$362,982.00	\$0.00	\$362,982.00	\$0.00	\$423,040.49	(\$60,058.49)
14000		TOTAL Total Instructional	\$725,965.00	\$120,115.00	\$846,080.00	\$31.03	\$848,872.75	(\$2,792.75)
21000		Food Services						
21000	41500	Investment Income	\$5,500.00	\$0.00	\$5,500.00	\$1,223.82	\$3,703.77	\$1,796.23
21000	41603	Fees – Adults/Food Servic	\$100,000.00	\$0.00	\$100,000.00	\$16,611.35	\$63,574.80	\$36,425.20
21000	41605	Fees – Other/Food Service	\$70,500.00	\$0.00	\$70,500.00	\$65,533.99	\$99,655.45	(\$29,155.45)
21000	41980	Refund of Prior Year's Ex	\$0.00	\$0.00	\$0.00	\$38.53	\$8,991.91	(\$8,991.91)
21000	43203	State Direct Grants	\$150,000.00	\$0.00	\$150,000.00	\$73,551.89	\$140,162.04	\$9,837.96
21000	44500	Restricted Grants – Feder	\$7,950,000.00	\$0.00	\$7,950,000.00	\$2,413,944.61	\$6,276,049.19	\$1,673,950.81
21000		TOTAL Food Services	\$8,276,000.00	\$0.00	\$8,276,000.00	\$2,570,904.19	\$6,592,137.16	\$1,683,862.84
22000		Athletics						
22000	41500	Investment Income	\$0.00	\$0.00	\$0.00	\$68.17	\$200.76	(\$200.76)
22000	41701	Fees – Activities	\$110,000.00	\$0.00	\$110,000.00	\$0.00	\$0.00	\$110,000.00

State of New Mexico
 Public School Operating Budget - Actuals Revenue Rollup Report
 Gadsden 2013-2014 - Third Quarter (Jan - Mar) - Revenue
 Submitted

Fund	Obj	Description	Budget	Adjustments	Adjusted Budget	Current Period	YTD	Budget Balance
22000	41705	Fees – Users	\$0.00	\$0.00	\$0.00	\$28,868.00	\$117,054.98	(\$117,054.98)
22000	41980	Refund of Prior Year's Ex	\$0.00	\$0.00	\$0.00	\$0.00	\$507.24	(\$507.24)
22000		TOTAL Athletics	\$110,000.00	\$0.00	\$110,000.00	\$28,936.17	\$117,762.98	(\$7,762.98)
23000		Non-Instructional Support						
23000	41500	Investment Income	\$0.00	\$0.00	\$0.00	\$153.56	\$484.01	(\$484.01)
23000	41701	Fees – Activities	\$430,000.00	\$0.00	\$430,000.00	\$139,549.95	\$397,041.76	\$35,017.88
23000	41920	Contributions and Donatio	\$40,000.00	\$0.00	\$40,000.00	\$18,004.79	\$53,161.44	(\$13,161.44)
23000	41953	Insurance Recoveries	\$0.00	\$0.00	\$0.00	\$9,837.19	\$9,837.19	(\$9,837.19)
23000	41980	Refund of Prior Year's Ex	\$0.00	\$0.00	\$0.00	\$372.42	\$372.42	(\$372.42)
23000		TOTAL Non-Instructional	\$470,000.00	\$0.00	\$470,000.00	\$167,917.91	\$460,896.82	\$11,162.82
24000		Federal Flow-through						
24101		Title I - IASA						
24101	44500	Restricted Grants – Feder	\$8,061,006.00	\$2,154,673.00	\$10,215,679.00	\$1,245,012.48	\$5,503,047.76	\$4,712,631.24
24101		TOTAL Title I - IASA	\$8,061,006.00	\$2,154,673.00	\$10,215,679.00	\$1,245,012.48	\$5,503,047.76	\$4,712,631.24
24103		Migrant Children Educatio						
24103	44500	Restricted Grants – Feder	\$108,000.00	\$23,117.00	\$131,117.00	\$15,581.10	\$79,976.27	\$51,140.73
24103		TOTAL Migrant Children Ed	\$108,000.00	\$23,117.00	\$131,117.00	\$15,581.10	\$79,976.27	\$51,140.73
24106		Entitlement IDEA-B						
24106	41980	Refund of Prior Year's Ex	\$0.00	\$0.00	\$0.00	\$0.00	\$2,621.00	(\$2,621.00)
24106	44500	Restricted Grants – Feder	\$2,882,144.00	\$583,155.00	\$3,465,299.00	\$631,784.57	\$2,293,632.98	\$1,171,666.02
24106		TOTAL Entitlement IDEA-B	\$2,882,144.00	\$583,155.00	\$3,465,299.00	\$631,784.57	\$2,296,253.98	\$1,169,045.02
24107		Discretionary IDEA-B						
24107	44500	Restricted Grants – Feder	\$0.00	\$0.00	\$0.00	\$0.00	\$339.85	(\$339.85)
24107		TOTAL Discretionary IDEA-	\$0.00	\$0.00	\$0.00	\$0.00	\$339.85	(\$339.85)
24108		New Mexico Autism Project						
24108	44500	Restricted Grants – Feder	\$0.00	\$10,992.00	\$10,992.00	\$0.00	\$0.00	\$10,992.00
24108		TOTAL New Mexico Autism P	\$0.00	\$10,992.00	\$10,992.00	\$0.00	\$0.00	\$10,992.00
24109		Preschool IDEA-B						
24109	44500	Restricted Grants – Feder	\$69,769.00	\$19,126.00	\$88,895.00	\$12,467.58	\$60,684.21	\$28,210.79
24109		TOTAL Preschool IDEA-B	\$69,769.00	\$19,126.00	\$88,895.00	\$12,467.58	\$60,684.21	\$28,210.79
24112		IDEA – Early Intervention						
24112	44500	Restricted Grants – Feder	\$0.00	\$76,500.00	\$76,500.00	\$18,455.29	\$107,585.65	(\$31,085.65)
24112		TOTAL IDEA – Early Interv	\$0.00	\$76,500.00	\$76,500.00	\$18,455.29	\$107,585.65	(\$31,085.65)
24113		Education of Homeless						
24113	44500	Restricted Grants – Feder	\$24,300.00	\$2,781.00	\$27,081.00	\$14,331.33	\$19,342.18	\$7,738.82
24113		TOTAL Education of Homele	\$24,300.00	\$2,781.00	\$27,081.00	\$14,331.33	\$19,342.18	\$7,738.82

State of New Mexico
Public School Operating Budget - Actuals Revenue Rollup Report
Gadsden 2013-2014 - Third Quarter (Jan - Mar) - Revenue
Submitted

Fund	Obj	Description	Budget	Adjustments	Adjusted Budget	Current Period	YTD	Budget Balance
24115		IDEA – Private Schools Sh						
24115	44500	Restricted Grants – Feder	\$0.00	\$10,076.00	\$10,076.00	\$0.00	\$0.00	\$10,076.00
24115		TOTAL IDEA – Private Scho	\$0.00	\$10,076.00	\$10,076.00	\$0.00	\$0.00	\$10,076.00
24118		Fresh Fruit and Vegetable						
24118	44500	Restricted Grants – Feder	\$0.00	\$349,350.00	\$349,350.00	\$81,044.80	\$211,969.85	\$137,380.15
24118		TOTAL Fresh Fruit and Veg	\$0.00	\$349,350.00	\$349,350.00	\$81,044.80	\$211,969.85	\$137,380.15
24119		21st Century Community Le						
24119	41980	Refund of Prior Year's Ex	\$0.00	\$0.00	\$0.00	\$0.00	\$973.89	(\$973.89)
24119	44500	Restricted Grants – Feder	\$0.00	\$876,999.00	\$876,999.00	\$192,374.47	\$545,525.09	\$331,473.91
24119		TOTAL 21st Century	\$0.00	\$876,999.00	\$876,999.00	\$192,374.47	\$546,498.98	\$330,500.02
24120		IDEA-B "Risk Pool"						
24120	44500	Restricted Grants – Feder	\$0.00	\$32,211.00	\$32,211.00	\$0.00	\$18,647.33	\$13,563.67
24120		TOTAL IDEA-B "Risk Pool"	\$0.00	\$32,211.00	\$32,211.00	\$0.00	\$18,647.33	\$13,563.67
24153		English Language Acquisit						
24153	44500	Restricted Grants – Feder	\$338,615.00	\$86,219.00	\$424,834.00	\$5,182.17	\$303,284.63	\$121,549.37
24153		TOTAL English Language Ac	\$338,615.00	\$86,219.00	\$424,834.00	\$5,182.17	\$303,284.63	\$121,549.37
24154		Teacher/Principal Trainin						
24154	41980	Refund of Prior Year's Ex	\$0.00	\$0.00	\$0.00	\$0.00	\$2,000.00	(\$2,000.00)
24154	44500	Restricted Grants – Feder	\$864,190.00	\$0.00	\$864,190.00	\$264,831.24	\$825,558.22	\$38,631.78
24154		TOTAL Teacher/Principal T	\$864,190.00	\$0.00	\$864,190.00	\$264,831.24	\$827,558.22	\$36,631.78
24163		Immigrant Funding - Title						
24163	44500	Restricted Grants – Feder	\$0.00	\$150,000.00	\$150,000.00	\$0.00	\$0.00	\$150,000.00
24163		TOTAL Immigrant Funding -	\$0.00	\$150,000.00	\$150,000.00	\$0.00	\$0.00	\$150,000.00
24174		Carl D Perkins Secondary						
24174	44500	Restricted Grants – Feder	\$0.00	\$205,878.00	\$205,878.00	\$98,770.80	\$152,489.77	\$53,388.23
24174		TOTAL Carl D Perkins Seco	\$0.00	\$205,878.00	\$205,878.00	\$98,770.80	\$152,489.77	\$53,388.23
24175		Carl D Perkins Secondary						
24175	44500	Restricted Grants – Feder	\$0.00	\$60,648.00	\$60,648.00	\$0.00	\$49,404.28	\$11,243.72
24175		TOTAL Carl D Perkins Seco	\$0.00	\$60,648.00	\$60,648.00	\$0.00	\$49,404.28	\$11,243.72
24176		Carl D Perkins Secondary						
24176	44500	Restricted Grants – Feder	\$0.00	\$40,286.00	\$40,286.00	\$0.00	\$17,312.80	\$22,973.20
24176		TOTAL Carl D Perkins Seco	\$0.00	\$40,286.00	\$40,286.00	\$0.00	\$17,312.80	\$22,973.20
24180		Carl D Perkins HSTW - Cur						
24180	44500	Restricted Grants – Feder	\$0.00	\$106,853.00	\$106,853.00	\$6,565.43	\$47,349.05	\$59,503.95
24180		TOTAL Carl D Perkins HSTW	\$0.00	\$106,853.00	\$106,853.00	\$6,565.43	\$47,349.05	\$59,503.95
24182		Carl D Perkins HSTW - Red						

**State of New Mexico
Public School Operating Budget - Actuals Revenue Rollup Report
Gadsden 2013-2014 - Third Quarter (Jan - Mar) - Revenue
Submitted**

Fund	Obj	Description	Budget	Adjustments	Adjusted Budget	Current Period	YTD	Budget Balance
24182	44500	Restricted Grants – Feder	\$0.00	\$13,670.00	\$13,670.00	\$0.00	\$21,835.95	(\$8,165.95)
24182		TOTAL Carl D Perkins HSTW	\$0.00	\$13,670.00	\$13,670.00	\$0.00	\$21,835.95	(\$8,165.95)
24000		TOTAL Federal Flow-	\$12,348,024.00	\$4,802,534.00	\$17,150,558.00	\$2,586,401.26	\$10,263,580.76	\$6,886,977.24
25000		Federal Direct Grants						
25153		Title XIX MEDICAID 3/21 Y						
25153	44301	Other Restricted Grants –	\$370,000.00	\$0.00	\$370,000.00	\$259,857.91	\$719,385.17	(\$349,385.17)
25153		TOTAL Title XIX MEDICAID	\$370,000.00	\$0.00	\$370,000.00	\$259,857.91	\$719,385.17	(\$349,385.17)
25000		TOTAL Federal Direct	\$370,000.00	\$0.00	\$370,000.00	\$259,857.91	\$719,385.17	(\$349,385.17)
26000		Local Grants						
26143		Save the Children						
26143	41921	Instructional - Categorical	\$46,736.00	\$1,079.00	\$47,815.00	\$12,169.80	\$34,721.08	\$13,093.92
26143		TOTAL Save the Children	\$46,736.00	\$1,079.00	\$47,815.00	\$12,169.80	\$34,721.08	\$13,093.92
26204		Spaceport GRT Grant – Don						
26204	41921	Instructional - Categorical	\$0.00	\$0.00	\$0.00	\$342,362.76	\$342,362.76	(\$342,362.76)
26204		TOTAL Spaceport GRT Grant	\$0.00	\$0.00	\$0.00	\$342,362.76	\$342,362.76	(\$342,362.76)
26215		The Bridge of Southern Ne						
26215	41921	Instructional - Categorical	\$0.00	\$102,796.00	\$102,796.00	\$102,796.00	\$102,796.00	\$0.00
26215		TOTAL The Bridge of South	\$0.00	\$102,796.00	\$102,796.00	\$102,796.00	\$102,796.00	\$0.00
26000		TOTAL Local Grants	\$46,736.00	\$103,875.00	\$150,611.00	\$457,328.56	\$479,879.84	(\$329,268.84)
27000		State Flow-through Grants						
27103		2009 Dual Credit Instruct						
27103	43202	State Flow-through Grants	\$0.00	\$22,418.00	\$22,418.00	\$22,418.00	\$22,418.00	\$0.00
27103		TOTAL 2009 Dual Credit In	\$0.00	\$22,418.00	\$22,418.00	\$22,418.00	\$22,418.00	\$0.00
27106		2010 GO Bonds Student Lib						
27106	43202	State Flow-through Grants	\$0.00	\$0.00	\$0.00	\$0.00	\$4,284.39	(\$4,284.39)
27106		TOTAL 2010 GO Bonds	\$0.00	\$0.00	\$0.00	\$0.00	\$4,284.39	(\$4,284.39)
27107		2012 GOBond Student Libra						
27107	43202	State Flow-through Grants	\$82,949.00	\$0.00	\$82,949.00	\$0.00	\$0.00	\$82,949.00
27107		TOTAL 2012 GOBond	\$82,949.00	\$0.00	\$82,949.00	\$0.00	\$0.00	\$82,949.00
27114		New Mexico Reads to Lead						
27114	43202	State Flow-through Grants	\$0.00	\$24,368.00	\$24,368.00	\$0.00	\$0.00	\$24,368.00
27114		TOTAL New Mexico Reads to	\$0.00	\$24,368.00	\$24,368.00	\$0.00	\$0.00	\$24,368.00
27149		PreK Initiative						
27149	43202	State Flow-through Grants	\$1,490,000.00	\$60,000.00	\$1,550,000.00	\$441,022.35	\$1,112,373.86	\$437,626.14
27149		TOTAL PreK Initiative	\$1,490,000.00	\$60,000.00	\$1,550,000.00	\$441,022.35	\$1,112,373.86	\$437,626.14
27155		Breakfast for Elementary						

State of New Mexico
Public School Operating Budget - Actuals Revenue Rollup Report
Gadsden 2013-2014 - Third Quarter (Jan - Mar) - Revenue
Submitted

Fund	Obj	Description	Budget	Adjustments	Adjusted Budget	Current Period	YTD	Budget Balance
27155	43202	State Flow-through Grants	\$0.00	\$58,313.00	\$58,313.00	\$16,707.85	\$53,644.17	\$4,668.83
27155		TOTAL Breakfast for Eleme	\$0.00	\$58,313.00	\$58,313.00	\$16,707.85	\$53,644.17	\$4,668.83
27166		Kindergarten-Three Plus						
27166	43202	State Flow-through Grants	\$473,343.00	(\$91,692.00)	\$381,651.00	\$0.00	\$562,389.47	(\$180,738.47)
27166		TOTAL Kindergarten-Three	\$473,343.00	(\$91,692.00)	\$381,651.00	\$0.00	\$562,389.47	(\$180,738.47)
27171		2010 GOB Instructional Ma						
27171	43202	State Flow-through Grants	\$0.00	\$0.00	\$0.00	\$12,338.74	\$33,224.81	(\$33,224.81)
27171	43204	Prior Year Balances	\$8,944.00	\$25,611.00	\$34,555.00	\$0.00	\$0.00	\$34,555.00
27171		TOTAL 2010 GOB Instructio	\$8,944.00	\$25,611.00	\$34,555.00	\$12,338.74	\$33,224.81	\$1,330.19
27176		Science Instructional Mat						
27176	43202	State Flow-through Grants	\$0.00	\$0.00	\$0.00	\$0.00	\$100,517.08	(\$100,517.08)
27176		TOTAL Science Instruction	\$0.00	\$0.00	\$0.00	\$0.00	\$100,517.08	(\$100,517.08)
27185		Next Generation Assessmen						
27185	43202	State Flow-through Grants	\$0.00	\$299,454.00	\$299,454.00	\$0.00	\$0.00	\$299,454.00
27185		TOTAL Next Generation Ass	\$0.00	\$299,454.00	\$299,454.00	\$0.00	\$0.00	\$299,454.00
27000		TOTAL State Flow-	\$2,055,236.00	\$398,472.00	\$2,453,708.00	\$492,486.94	\$1,888,851.78	\$564,856.22
28000		State Direct Grants						
28191		Start Smart K-3 Plus Utah						
28191	43203	State Direct Grants	\$341,703.00	\$0.00	\$341,703.00	\$0.00	\$182,221.76	\$159,481.24
28191		TOTAL Start Smart K-3 Plu	\$341,703.00	\$0.00	\$341,703.00	\$0.00	\$182,221.76	\$159,481.24
28000		TOTAL State Direct	\$341,703.00	\$0.00	\$341,703.00	\$0.00	\$182,221.76	\$159,481.24
29000		Combined State/Local						
29135		Industrial Revenue Bonds						
29135	41280	Revenue In Lieu Of Taxes	\$0.00	\$0.00	\$0.00	\$90,297.47	\$114,442.62	(\$114,442.62)
29135		TOTAL Industrial Revenue	\$0.00	\$0.00	\$0.00	\$90,297.47	\$114,442.62	(\$114,442.62)
29000		TOTAL Combined	\$0.00	\$0.00	\$0.00	\$90,297.47	\$114,442.62	(\$114,442.62)
31100		Bond Building						
31100	41500	Investment Income	\$23,000.00	\$0.00	\$23,000.00	(\$17,577.52)	\$10,283.41	\$12,716.59
31100	45110	Sale of Bonds	\$9,500,000.00	\$0.00	\$9,500,000.00	\$0.00	\$9,500,000.00	\$0.00
31100		TOTAL Bond Building	\$9,523,000.00	\$0.00	\$9,523,000.00	(\$17,577.52)	\$9,510,283.41	\$12,716.59
31400		Special Capital Outlay-St						
31400	43210	Special Capital Outlay -	\$15,963.00	\$0.00	\$15,963.00	\$0.00	\$8,629.00	\$7,334.00
31400		TOTAL Special Capital Out	\$15,963.00	\$0.00	\$15,963.00	\$0.00	\$8,629.00	\$7,334.00
31700		Capital Improvements SB-9						
31700	41110	Ad Valorem Taxes - School	\$1,600,574.00	\$0.00	\$1,600,574.00	\$716,290.67	\$1,065,505.10	\$535,068.90
31700	41500	Investment Income	\$0.00	\$0.00	\$0.00	\$185.31	\$497.60	(\$497.60)

State of New Mexico
Public School Operating Budget - Actuals Revenue Rollup Report
Gadsden 2013-2014 - Third Quarter (Jan - Mar) - Revenue
Submitted

Fund	Obj	Description	Budget	Adjustments	Adjusted Budget	Current Period	YTD	Budget Balance
31700	41953	Insurance Recoveries	\$0.00	\$0.00	\$0.00	\$18,538.24	\$21,536.24	(\$21,536.24)
31700	41980	Refund of Prior Year's Ex	\$0.00	\$0.00	\$0.00	\$0.00	\$2,452.48	(\$2,452.48)
31700	43204	Prior Year Balances	\$5,227,974.00	\$0.00	\$5,227,974.00	\$866,337.63	\$2,369,374.41	\$2,858,599.59
31700		TOTAL Capital Improvement	\$6,828,548.00	\$0.00	\$6,828,548.00	\$1,601,351.85	\$3,459,365.83	\$3,369,182.17
31900		Ed. Technology Equipment						
31900	41500	Investment Income	\$0.00	\$0.00	\$0.00	\$120.77	\$292.80	(\$292.80)
31900	45110	Sale of Bonds	\$1,750,000.00	\$0.00	\$1,750,000.00	\$0.00	\$2,750,000.00	(\$1,000,000.00)
31900		TOTAL Ed. Technology Equi	\$1,750,000.00	\$0.00	\$1,750,000.00	\$120.77	\$2,750,292.80	(\$1,000,292.80)
41000		Debt Services						
41000	41110	Ad Valorem Taxes – School	\$10,770,077.00	\$0.00	\$10,770,077.00	\$4,450,740.64	\$6,598,870.64	\$4,171,206.36
41000	41500	Investment Income	\$0.00	\$0.00	\$0.00	(\$105.51)	(\$91.36)	\$91.36
41000	45120	Premium or Discount on th	\$0.00	\$0.00	\$0.00	\$0.00	\$271,610.50	(\$271,610.50)
41000		TOTAL Debt Services	\$10,770,077.00	\$0.00	\$10,770,077.00	\$4,450,635.13	\$6,870,389.78	\$3,899,687.22
43000		Total Ed. Tech. Debt Serv						
43000	41110	Ad Valorem Taxes – School	\$1,769,785.00	\$0.00	\$1,769,785.00	\$699,800.95	\$1,062,748.83	\$707,036.17
43000	41500	Investment Income	\$0.00	\$0.00	\$0.00	(\$22.56)	(\$24.34)	\$24.34
43000		TOTAL Total Ed. Tech.	\$1,769,785.00	\$0.00	\$1,769,785.00	\$699,778.39	\$1,062,724.49	\$707,060.51
ALL		TOTAL BUDGET	\$157,270,028.00	\$5,632,445.00	\$162,902,473.00	\$39,080,721.78	\$122,698,920.91	\$40,205,611.73

State of New Mexico
Public School Operating Budget - Actuals Expenditure Rollup Report
Gadsden 2013-2014 - Third Quarter (Jan - Mar) - Expenditure
Submitted

Fund	Func	Obj	Job	Description	Budget	Adjustments	Adjusted Budget	Current Period	YTD	Encumbrance	Budget Balance	FTE
11000	1000	1000		Operational Instruction								
		51100		Salaries Expense								
11000	1000	51100	1411	Teachers-Grades 1-12	\$25,467,109.00	\$0.00	\$25,467,109.00	\$5,997,583.67	\$16,259,542.93	\$7,949,334.99	\$1,258,231.08	550.75
11000	1000	51100	1412	Teachers- Special Education	\$5,689,467.00	\$0.00	\$5,689,467.00	\$1,361,572.47	\$3,621,870.02	\$1,748,434.26	\$319,162.72	129.86
11000	1000	51100	1413	Teachers-Early Childhood Ed	\$2,582,109.00	\$0.00	\$2,582,109.00	\$597,937.82	\$1,617,146.84	\$791,460.30	\$173,501.86	55.00
11000	1000	51100	1414	Teachers-Preschool (exclude Special Ed)	\$47,635.00	\$0.00	\$47,635.00	\$0.00	\$0.00	\$0.00	\$47,635.00	0.00
11000	1000	51100	1415	Teachers-Vocational and Technical	\$677,407.00	\$0.00	\$677,407.00	\$149,262.83	\$455,063.95	\$165,176.43	\$57,166.62	13.00
11000	1000	51100	1416	Teachers-Other Instruction	\$6,641,554.00	\$0.00	\$6,641,554.00	\$1,461,874.55	\$4,097,330.42	\$1,899,807.55	\$644,416.03	133.14
11000	1000	51100	1422	Teachers Special Education - Gifted	\$0.00	\$0.00	\$0.00	\$12,993.37	\$38,285.45	\$15,402.11	(\$53,687.56)	1.00
11000	1000	51100	1610	Substitutes Professional Development	\$50,000.00	\$0.00	\$50,000.00	\$1,894.33	\$2,059.18	\$0.00	\$47,940.82	0.00
11000	1000	51100	1611	Substitutes-Sick Leave	\$950,000.00	\$0.00	\$950,000.00	\$158,028.51	\$378,987.79	\$51,954.17	\$519,058.04	0.00
11000	1000	51100	1612	Substitutes-Other Leave	\$200,000.00	\$0.00	\$200,000.00	\$86,496.50	\$240,864.34	\$33,534.83	(\$74,399.17)	0.00
11000	1000	51100	1613	Separation Pay	\$200,000.00	(\$15,000.00)	\$185,000.00	\$0.00	\$564.90	\$0.00	\$184,435.10	0.00
11000	1000	51100	1711	Instructional Assistants-Grades 1-12	\$725,191.00	\$0.00	\$725,191.00	\$168,910.14	\$465,908.89	\$232,072.71	\$27,209.40	49.00
11000	1000	51100	1712	Instructional Assistants-Special Education	\$2,118,501.00	\$0.00	\$2,118,501.00	\$495,977.61	\$1,339,862.74	\$665,242.60	\$113,395.66	129.00
11000	1000	51100	1713	Instructional Assistants-Early Childhood Education	\$716,887.00	\$0.00	\$716,887.00	\$160,122.71	\$451,741.48	\$214,922.00	\$50,223.52	43.00
11000	1000	51100		SUBTOTAL Salaries Expense	\$46,065,860.00	(\$15,000.00)	\$46,050,860.00	\$10,649,654.51	\$28,969,228.93	\$13,767,341.95	\$3,314,289.12	1,103.75
		51300		Additional Compensation								
11000	1000	51300	1411	Teachers-Grades 1-12	\$49,800.00	\$0.00	\$49,800.00	\$12,997.50	\$27,457.50	\$3,170.00	\$19,172.50	0.00
11000	1000	51300	1412	Teachers- Special Education	\$35,000.00	\$0.00	\$35,000.00	\$12,843.75	\$28,653.25	\$1,312.50	\$5,034.25	0.00
11000	1000	51300	1415	Teachers-Vocational and Technical	\$0.00	\$0.00	\$0.00	\$0.00	\$700.00	\$0.00	(\$700.00)	0.00
11000	1000	51300	1618	Athletics Salaries	\$692,864.00	\$0.00	\$692,864.00	\$178,567.69	\$489,266.84	\$119,191.40	\$84,405.76	0.00
11000	1000	51300	1621	Summer School/After School	\$75,000.00	\$4,750.00	\$79,750.00	\$8,075.00	\$24,875.00	\$3,075.00	\$51,800.00	0.00
11000	1000	51300	1624	Activities Salary	\$411,808.00	\$0.00	\$411,808.00	\$93,577.35	\$211,731.93	\$129,978.40	\$70,097.67	0.00
11000	1000	51300		SUBTOTAL Additional Compensation	\$1,264,472.00	\$4,750.00	\$1,269,222.00	\$306,061.29	\$782,684.52	\$256,727.30	\$229,810.18	0.00
11000	1000	52111		Educational Retirement	\$6,187,784.00	\$0.00	\$6,187,784.00	\$1,403,537.64	\$3,813,677.36	\$1,827,854.70	\$546,251.94	0.00
11000	1000	52112		ERA - Retiree Health	\$945,106.00	\$0.00	\$945,106.00	\$213,469.21	\$580,035.75	\$278,005.54	\$87,064.71	0.00
11000	1000	52210		FICA Payments	\$2,929,832.00	\$0.00	\$2,929,832.00	\$630,940.74	\$1,714,631.68	\$801,804.09	\$413,396.23	0.00
11000	1000	52220		Medicare Payments	\$685,202.00	\$0.00	\$685,202.00	\$147,558.75	\$401,002.78	\$187,519.00	\$96,680.22	0.00
11000	1000	52311		Health and Medical Premiums	\$4,763,994.00	\$0.00	\$4,763,994.00	\$1,069,548.88	\$2,880,057.71	\$1,429,725.91	\$454,210.38	0.00
11000	1000	52312		Life	\$62,331.00	\$0.00	\$62,331.00	\$15,118.57	\$41,235.54	\$20,025.07	\$1,070.39	0.00
11000	1000	52313		Dental	\$291,310.00	\$0.00	\$291,310.00	\$68,757.14	\$187,113.22	\$91,129.48	\$13,067.30	0.00
11000	1000	52314		Vision	\$40,255.00	\$0.00	\$40,255.00	\$9,606.40	\$25,893.81	\$12,719.67	\$1,641.52	0.00
11000	1000	52315		Disability	\$34,195.00	\$0.00	\$34,195.00	\$7,629.42	\$20,591.77	\$10,087.15	\$3,516.08	0.00
11000	1000	52500		Unemployment Compensation	\$97,768.00	\$0.00	\$97,768.00	\$23,007.56	\$62,487.15	\$29,340.69	\$5,940.16	0.00
11000	1000	52710		Workers Compensation Premium	\$686,690.00	\$0.00	\$686,690.00	\$161,605.27	\$438,907.20	\$206,096.79	\$41,686.01	0.00
11000	1000	52720		Workers Compensation Employer's Fee	\$11,638.00	\$0.00	\$11,638.00	\$2,914.45	\$8,602.15	\$2,463.62	\$572.23	0.00
11000	1000	53330		Professional Development	\$41,749.00	\$63,125.00	\$104,874.00	\$7,223.93	\$14,607.31	\$4,577.00	\$85,689.69	0.00
11000	1000	53414		Other Services	\$80,800.00	\$0.00	\$80,800.00	\$19,335.13	\$25,623.32	\$8,015.40	\$47,161.28	0.00

**State of New Mexico
Public School Operating Budget - Actuals Expenditure Rollup Report
Gadsden 2013-2014 - Third Quarter (Jan - Mar) - Expenditure
Submitted**

Fund	Func	Obj	Job Description	Budget	Adjustments	Adjusted Budget	Current Period	YTD	Encumbrance	Budget Balance	FTE
11000	1000	53711	Other Charges	\$27,400.00	\$27,000.00	\$54,400.00	\$5,725.25	\$34,266.99	\$4,900.19	\$15,232.82	0.00
11000	1000	54311	Maintenance & Repair - Furniture/Fixtures/Equipment	\$2,600.00	\$0.00	\$2,600.00	\$455.00	\$4,141.60	\$23,228.35	(\$24,769.95)	0.00
11000	1000	55817	Student Travel	\$678,384.00	\$0.00	\$678,384.00	\$177,759.04	\$314,854.23	\$204,682.09	\$158,847.68	0.00
11000	1000	55819	Employee Travel - Teachers	\$9,201.00	\$5,000.00	\$14,201.00	\$984.31	\$4,196.59	\$0.00	\$10,004.41	0.00
11000	1000	55914	Contracts - Inleragency	\$23,000.00	\$0.00	\$23,000.00	\$0.00	\$0.00	\$0.00	\$23,000.00	0.00
11000	1000	55915	Other Contract Services	\$5,500.00	\$0.00	\$5,500.00	\$12.48	\$753.73	\$461.25	\$4,285.02	0.00
11000	1000	56113	Software	\$7,500.00	\$0.00	\$7,500.00	\$9,937.03	\$28,604.03	\$734.82	(\$21,838.85)	0.00
11000	1000	56118	General Supplies and Materials	\$733,036.00	\$203,429.00	\$936,465.00	\$183,330.23	\$466,064.39	\$167,449.93	\$302,950.68	0.00
11000	1000	57331	Fixed Assets (more than \$5,000)	\$6,843.00	\$0.00	\$6,843.00	\$0.00	\$0.00	\$0.00	\$6,843.00	0.00
11000	1000	57332	Supply Assets (\$5,000 or less)	\$54,250.00	\$12,737.00	\$66,987.00	\$7,019.76	\$16,233.08	\$9,745.92	\$41,008.00	0.00
11000	1000		SUBTOTAL Instruction Support Services	\$65,736,700.00	\$301,041.00	\$66,037,741.00	\$15,121,191.99	\$40,835,494.84	\$19,344,635.91	\$5,857,610.25	1,103.75
	2000		Support Services-Students								
	2100		Support Services-Students								
		51100	Salaries Expense								
11000	2100	51100	1214 Guidance Counselors/Social Workers	\$2,484,717.00	\$0.00	\$2,484,717.00	\$591,833.89	\$1,647,900.32	\$717,108.30	\$119,708.38	49.00
11000	2100	51100	1215 Registered Nurses	\$904,825.00	\$0.00	\$904,825.00	\$215,721.81	\$612,685.34	\$249,952.21	\$42,187.45	20.05
11000	2100	51100	1216 Health Assistants	\$261,210.00	\$0.00	\$261,210.00	\$64,929.52	\$184,669.36	\$71,014.72	\$5,525.92	15.00
11000	2100	51100	1217 Secretarial/Clerical/Technical Assistants	\$58,341.00	\$0.00	\$58,341.00	\$14,418.91	\$42,387.78	\$15,164.10	\$789.12	3.00
11000	2100	51100	1311 Diagnosticians	\$993,763.00	\$0.00	\$993,763.00	\$244,494.39	\$688,308.62	\$285,320.32	\$20,134.06	19.87
11000	2100	51100	1312 Speech Therapists	\$964,637.00	\$0.00	\$964,637.00	\$120,760.98	\$335,258.59	\$161,013.94	\$468,364.47	20.35
11000	2100	51100	1313 Occupational Therapists	\$290,775.00	\$0.00	\$290,775.00	\$60,523.86	\$195,319.31	\$87,816.00	\$7,639.69	7.07
11000	2100	51100	1314 Physical/Recreational Therapists	\$238,533.00	\$0.00	\$238,533.00	\$37,984.92	\$121,244.36	\$50,646.29	\$66,642.35	4.45
11000	2100	51100	1315 Psychologists/Counselors	\$440,723.00	\$0.00	\$440,723.00	\$91,564.26	\$254,074.39	\$115,191.85	\$71,456.76	7.70
11000	2100	51100	1317 Interpreters	\$65,767.00	\$0.00	\$65,767.00	\$16,582.69	\$45,633.07	\$22,124.32	(\$1,990.39)	2.00
11000	2100	51100	1318 Specialists	\$48,075.00	\$0.00	\$48,075.00	\$12,268.98	\$34,762.11	\$14,313.63	(\$1,000.74)	1.14
11000	2100	51100	SUBTOTAL Salaries Expense	\$6,751,366.00	\$0.00	\$6,751,366.00	\$1,471,084.21	\$4,162,243.25	\$1,789,665.68	\$799,457.07	149.63
11000	2100	52111	Educational Retirement	\$887,805.00	\$0.00	\$887,805.00	\$193,447.36	\$547,722.64	\$230,855.02	\$109,227.34	0.00
11000	2100	52112	ERA - Retiree Health	\$135,027.00	\$0.00	\$135,027.00	\$29,421.65	\$83,303.92	\$35,111.12	\$16,611.96	0.00
11000	2100	52210	FICA Payments	\$418,585.00	\$0.00	\$418,585.00	\$85,133.33	\$241,172.66	\$101,630.04	\$75,782.30	0.00
11000	2100	52220	Medicare Payments	\$97,895.00	\$0.00	\$97,895.00	\$19,910.10	\$56,403.19	\$23,768.18	\$17,723.63	0.00
11000	2100	52311	Health and Medical Premiums	\$693,813.00	\$0.00	\$693,813.00	\$129,178.78	\$362,616.18	\$153,594.91	\$177,601.91	0.00
11000	2100	52312	Life	\$9,475.00	\$0.00	\$9,475.00	\$1,747.61	\$4,885.95	\$2,077.10	\$2,511.95	0.00
11000	2100	52313	Dental	\$44,285.00	\$0.00	\$44,285.00	\$9,935.32	\$27,421.66	\$11,658.47	\$5,204.87	0.00
11000	2100	52314	Vision	\$6,120.00	\$0.00	\$6,120.00	\$1,289.64	\$3,626.53	\$1,494.62	\$998.85	0.00
11000	2100	52315	Disability	\$5,198.00	\$0.00	\$5,198.00	\$1,967.02	\$5,532.21	\$2,367.30	(\$2,701.51)	0.00
11000	2100	52500	Unemployment Compensation	\$14,178.00	\$0.00	\$14,178.00	\$3,089.47	\$8,747.54	\$3,686.82	\$1,743.64	0.00
11000	2100	52710	Workers Compensation Premium	\$99,582.00	\$0.00	\$99,582.00	\$21,698.38	\$61,435.95	\$25,894.30	\$12,251.75	0.00
11000	2100	52720	Workers Compensation Employer's Fee	\$1,688.00	\$0.00	\$1,688.00	\$285.18	\$862.55	\$280.58	\$544.87	0.00
11000	2100	53212	Speech Therapists - Contracted	\$705,000.00	\$0.00	\$705,000.00	\$232,506.63	\$524,684.36	\$357,196.64	(\$176,881.00)	0.00
11000	2100	53213	Occupational Therapists - Contracted	\$60,000.00	\$0.00	\$60,000.00	\$0.00	\$0.00	\$38,910.70	\$21,089.30	0.00
11000	2100	53214	Therapists - Contracted	\$0.00	\$0.00	\$0.00	\$11,877.55	\$24,717.64	\$32,239.45	(\$56,957.09)	0.00

State of New Mexico
Public School Operating Budget - Actuals Expenditure Rollup Report
Gadsden 2013-2014 - Third Quarter (Jan - Mar) - Expenditure
Submitted

Fund	Func	Obj	Job Description	Budget	Adjustments	Adjusted Budget	Current Period	YTD	Encumbrance	Budget Balance	FTE
11000	2100	53330	Professional Development	\$1,957.00	\$0.00	\$1,957.00	\$200.00	\$1,005.00	\$70.00	\$882.00	0.00
11000	2100	53414	Other Services	\$125,700.00	\$0.00	\$125,700.00	\$20,183.83	\$76,735.24	\$24,591.27	\$24,373.49	0.00
11000	2100	53711	Other Charges	\$0.00	\$0.00	\$0.00	\$270.00	\$1,141.25	\$360.00	(\$1,501.25)	0.00
11000	2100	54311	Maintenance & Repair - Furniture/Fixtures/Equipment	\$2,500.00	\$0.00	\$2,500.00	\$0.00	\$3,630.75	\$800.00	(\$1,930.75)	0.00
11000	2100	54620	Rental - Equipment and Vehicles	\$7,000.00	\$0.00	\$7,000.00	\$1,507.04	\$4,169.77	\$2,830.23	\$0.00	0.00
11000	2100	55813	Employee Travel - Non-Teachers	\$14,000.00	\$0.00	\$14,000.00	\$0.00	\$0.00	\$0.00	\$14,000.00	0.00
11000	2100	55915	Other Contract Services	\$0.00	\$0.00	\$0.00	\$117.60	\$3,612.10	\$45.00	(\$3,657.10)	0.00
11000	2100	56118	General Supplies and Materials	\$59,077.00	\$104.00	\$59,181.00	\$3,781.26	\$22,479.88	\$17,839.03	\$18,862.09	0.00
11000	2100	57332	Supply Assets (\$5,000 or less)	\$7,000.00	\$0.00	\$7,000.00	\$0.00	\$38.63	\$332.16	\$6,629.21	0.00
11000	2100		SUBTOTAL Support Services-Students	\$10,147,251.00	\$104.00	\$10,147,355.00	\$2,238,631.96	\$6,228,188.85	\$2,857,298.62	\$1,061,867.53	149.63
	2200		Support Services-Instruction								
		51100	Salaries Expense								
11000	2200	51100	1211 Coordinator/Subject Matter Specialist	\$647,702.00	\$0.00	\$647,702.00	\$166,566.98	\$496,933.31	\$167,166.84	(\$16,398.15)	9.05
11000	2200	51100	1212 Library/Media Specialists	\$426,516.00	\$0.00	\$426,516.00	\$88,767.24	\$257,618.96	\$103,561.84	\$65,335.20	7.14
11000	2200	51100	1213 Library/Media Assistants	\$396,579.00	\$0.00	\$396,579.00	\$98,637.30	\$227,809.06	\$129,620.42	(\$850.48)	22.00
11000	2200	51100	1217 Secretarial/Clerical/Technical Assistants	\$858,418.00	\$0.00	\$858,418.00	\$200,425.24	\$581,644.77	\$207,348.55	\$69,424.68	33.55
11000	2200	51100	1511 Data Processing	\$154,183.00	\$0.00	\$154,183.00	\$38,545.74	\$115,637.22	\$38,545.78	\$0.00	3.00
11000	2200	51100	SUBTOTAL Salaries Expense	\$2,483,398.00	\$0.00	\$2,483,398.00	\$592,942.50	\$1,719,643.32	\$646,243.43	\$117,511.25	74.74
		51300	Additional Compensation								
11000	2200	51300	1211 Coordinator/Subject Matter Specialist	\$48,188.00	\$0.00	\$48,188.00	\$5,850.00	\$18,500.00	\$3,100.00	\$26,588.00	0.00
11000	2200	51300	SUBTOTAL Additional Compensation	\$48,188.00	\$0.00	\$48,188.00	\$5,850.00	\$18,500.00	\$3,100.00	\$26,588.00	0.00
11000	2200	52111	Educational Retirement	\$332,904.00	\$0.00	\$332,904.00	\$77,949.31	\$225,533.59	\$84,790.93	\$22,579.48	0.00
11000	2200	52112	ERA - Retiree Health	\$50,632.00	\$0.00	\$50,632.00	\$11,855.54	\$34,302.04	\$12,896.15	\$3,433.81	0.00
11000	2200	52210	FICA Payments	\$156,958.00	\$0.00	\$156,958.00	\$33,906.47	\$99,220.63	\$36,620.33	\$21,117.04	0.00
11000	2200	52220	Medicare Payments	\$36,709.00	\$0.00	\$36,709.00	\$7,929.67	\$23,204.82	\$8,564.22	\$4,939.96	0.00
11000	2200	52311	Health and Medical Premiums	\$257,460.00	\$0.00	\$257,460.00	\$79,343.94	\$211,808.97	\$92,965.82	(\$47,314.79)	0.00
11000	2200	52312	Life	\$3,516.00	\$0.00	\$3,516.00	\$1,051.80	\$3,019.30	\$1,185.75	(\$689.05)	0.00
11000	2200	52313	Dental	\$16,433.00	\$0.00	\$16,433.00	\$5,475.11	\$15,566.85	\$6,174.47	(\$5,308.32)	0.00
11000	2200	52314	Vision	\$2,271.00	\$0.00	\$2,271.00	\$942.22	\$2,688.44	\$1,037.86	(\$1,455.30)	0.00
11000	2200	52315	Disability	\$1,929.00	\$0.00	\$1,929.00	\$560.70	\$1,653.44	\$599.23	(\$323.67)	0.00
11000	2200	52500	Unemployment Compensation	\$5,317.00	\$0.00	\$5,317.00	\$1,256.83	\$3,657.43	\$1,365.61	\$293.96	0.00
11000	2200	52710	Workers Compensation Premium	\$37,342.00	\$0.00	\$37,342.00	\$8,828.02	\$25,688.81	\$9,591.69	\$2,061.50	0.00
11000	2200	52720	Workers Compensation Employer's Fee	\$633.00	\$0.00	\$633.00	\$181.52	\$534.81	\$168.72	(\$70.53)	0.00
11000	2200	53330	Professional Development	\$19,746.00	\$0.00	\$19,746.00	\$2,385.00	\$3,651.82	\$0.00	\$16,094.18	0.00
11000	2200	53414	Other Services	\$682,780.00	\$0.00	\$682,780.00	\$45,570.07	\$60,196.12	\$321,234.91	\$301,348.97	0.00
11000	2200	53711	Other Charges	\$6,000.00	\$0.00	\$6,000.00	\$804.45	\$3,998.35	\$598.90	\$1,402.75	0.00
11000	2200	54311	Maintenance & Repair - Furniture/Fixtures/Equipment	\$5,938.00	\$0.00	\$5,938.00	\$993.60	\$1,617.60	\$1,086.06	\$3,234.34	0.00
11000	2200	54620	Rental - Equipment and Vehicles	\$10,116.00	\$0.00	\$10,116.00	\$1,954.09	\$4,804.41	\$1,695.59	\$3,616.00	0.00
11000	2200	55813	Employee Travel - Non-Teachers	\$5,226.00	\$0.00	\$5,226.00	\$760.07	\$1,608.17	\$0.00	\$3,617.83	0.00
11000	2200	55818	Other Travel - Non-Employees	\$2,000.00	\$0.00	\$2,000.00	\$0.00	\$0.00	\$0.00	\$2,000.00	0.00

State of New Mexico
Public School Operating Budget - Actuals Expenditure Rollup Report
Gadsden 2013-2014 - Third Quarter (Jan - Mar) - Expenditure
Submitted

Fund	Func	Obj	Job Description	Budget	Adjustments	Adjusted Budget	Current Period	YTD	Encumbrance	Budget Balance	FTE
11000	2200	55915	Other Contract Services	\$2,520.00	\$0.00	\$2,520.00	\$10,285.00	\$10,442.50	\$0.00	(\$7,922.50)	0.00
11000	2200	56113	Software	\$1,500.00	\$0.00	\$1,500.00	\$0.00	\$0.00	\$0.00	\$1,500.00	0.00
11000	2200	56114	Library And Audio-Visual	\$123,346.00	\$0.00	\$123,346.00	\$47,972.18	\$78,841.61	\$33,665.60	\$10,838.79	0.00
11000	2200	56118	General Supplies and Materials	\$56,942.00	\$0.00	\$56,942.00	\$10,853.90	\$25,870.65	\$7,139.76	\$23,931.59	0.00
11000	2200	57332	Supply Assets (\$5,000 or less)	\$10,550.00	\$0.00	\$10,550.00	\$375.25	\$5,497.39	\$1,939.68	\$3,112.93	0.00
11000	2200		SUBTOTAL Support Services-Instruction	\$4,360,354.00	\$0.00	\$4,360,354.00	\$950,027.24	\$2,581,551.07	\$1,272,664.71	\$506,138.22	74.74
	2300		Support Services-General Administration								
		51100	Salaries Expense								
11000	2300	51100	1111 Superintendent	\$152,250.00	\$0.00	\$152,250.00	\$37,086.49	\$108,136.45	\$40,209.51	\$3,904.04	1.00
11000	2300	51100	1113 Administrative Associates	\$29,235.00	\$0.00	\$29,235.00	\$7,308.66	\$21,925.98	\$7,308.74	\$0.28	0.25
11000	2300	51100	1217 Secretarial/Clerical/Technical Assistants	\$71,802.00	\$0.00	\$71,802.00	\$14,709.48	\$42,445.82	\$14,709.38	\$14,646.80	2.00
11000	2300	51100	1800 Board Members	\$9,000.00	\$0.00	\$9,000.00	\$2,100.00	\$5,025.00	\$0.00	\$3,975.00	0.00
11000	2300	51100	SUBTOTAL Salaries Expense	\$262,287.00	\$0.00	\$262,287.00	\$61,204.63	\$177,533.25	\$62,227.63	\$22,526.12	3.25
		51300	Additional Compensation								
11000	2300	51300	1217 Secretarial/Clerical/Technical Assistants	\$0.00	\$0.00	\$0.00	\$359.99	\$724.62	\$0.00	(\$724.62)	0.00
11000	2300	51300	SUBTOTAL Additional Compensation	\$0.00	\$0.00	\$0.00	\$359.99	\$724.62	\$0.00	(\$724.62)	0.00
11000	2300	52111	Educational Retirement	\$34,491.00	\$0.00	\$34,491.00	\$7,819.58	\$22,780.07	\$8,182.92	\$3,528.01	0.00
11000	2300	52112	ERA - Retiree Health	\$5,246.00	\$0.00	\$5,246.00	\$1,189.34	\$3,464.81	\$1,244.57	\$536.62	0.00
11000	2300	52210	FICA Payments	\$16,262.00	\$0.00	\$16,262.00	\$3,707.36	\$9,121.62	\$3,748.44	\$3,391.94	0.00
11000	2300	52220	Medicare Payments	\$3,804.00	\$0.00	\$3,804.00	\$867.08	\$2,520.83	\$876.66	\$406.51	0.00
11000	2300	52311	Health and Medical Premiums	\$26,312.00	\$0.00	\$26,312.00	\$2,317.56	\$6,520.54	\$2,317.57	\$17,473.89	0.00
11000	2300	52312	Life	\$359.00	\$0.00	\$359.00	\$45.84	\$137.52	\$45.84	\$175.64	0.00
11000	2300	52313	Dental	\$1,679.00	\$0.00	\$1,679.00	\$163.38	\$469.76	\$163.38	\$1,045.86	0.00
11000	2300	52314	Vision	\$232.00	\$0.00	\$232.00	\$37.56	\$108.62	\$37.56	\$85.82	0.00
11000	2300	52315	Disability	\$197.00	\$0.00	\$197.00	\$53.16	\$190.18	\$53.16	(\$46.34)	0.00
11000	2300	52500	Unemployment Compensation	\$551.00	\$0.00	\$551.00	\$129.36	\$375.79	\$130.68	\$44.53	0.00
11000	2300	52710	Workers Compensation Premium	\$3,869.00	\$0.00	\$3,869.00	\$908.15	\$2,638.50	\$917.88	\$312.62	0.00
11000	2300	52720	Workers Compensation Employer's Fee	\$65.00	\$0.00	\$65.00	\$18.97	\$47.71	\$7.48	\$9.81	0.00
11000	2300	53330	Professional Development	\$1,700.00	\$0.00	\$1,700.00	\$1,331.12	\$2,730.42	\$500.00	(\$1,530.42)	0.00
11000	2300	53411	Auditing	\$60,000.00	\$0.00	\$60,000.00	\$10,063.35	\$36,545.85	\$16,759.15	\$6,695.00	0.00
11000	2300	53412	Bond/Board Elections	\$25,000.00	\$0.00	\$25,000.00	\$1,135.00	\$1,135.00	\$10,000.00	\$13,865.00	0.00
11000	2300	53413	Legal	\$224,550.00	\$0.00	\$224,550.00	\$14,656.02	\$56,679.64	\$9,390.36	\$158,480.00	0.00
11000	2300	53414	Other Services	\$8,500.00	\$0.00	\$8,500.00	\$325.00	\$845.00	\$1,255.00	\$6,400.00	0.00
11000	2300	53711	Other Charges	\$7,750.00	\$0.00	\$7,750.00	\$65.95	\$23,096.52	\$3,108.00	(\$18,454.52)	0.00
11000	2300	53712	County Tax Collection Costs	\$3,215.00	\$0.00	\$3,215.00	\$1,492.59	\$2,151.39	\$0.00	\$1,063.61	0.00
11000	2300	54620	Rental - Equipment and Vehicles	\$5,000.00	\$0.00	\$5,000.00	\$1,319.73	\$3,959.19	\$1,062.33	(\$21.52)	0.00
11000	2300	55400	Advertising	\$500.00	\$0.00	\$500.00	\$0.00	\$256.76	\$0.00	\$243.24	0.00
11000	2300	55811	Board Travel	\$8,000.00	\$0.00	\$8,000.00	\$1,006.29	\$2,201.06	\$0.00	\$5,798.94	0.00
11000	2300	55812	Board Training	\$6,000.00	\$0.00	\$6,000.00	\$405.00	\$1,180.00	\$1,820.00	\$3,000.00	0.00
11000	2300	55813	Employee Travel - Non-Teachers	\$6,000.00	\$0.00	\$6,000.00	\$1,604.65	\$4,459.09	\$1,528.46	\$12.45	0.00

State of New Mexico
Public School Operating Budget - Actuals Expenditure Rollup Report
Gadsden 2013-2014 - Third Quarter (Jan - Mar) - Expenditure
Submitted

Fund	Func	Obj	Job Description	Budget	Adjustments	Adjusted Budget	Current Period	YTD	Encumbrance	Budget Balance	FTE
11000	2300	55915	Other Contract Services	\$31,000.00	\$0.00	\$31,000.00	\$590.50	\$1,240.75	\$259.25	\$29,500.00	0.00
11000	2300	56115	Board Expenses	\$9,000.00	\$0.00	\$9,000.00	\$0.00	\$8,159.75	\$195.00	\$645.25	0.00
11000	2300	56118	General Supplies and Materials	\$5,000.00	\$0.00	\$5,000.00	\$88.77	\$1,272.91	\$1,040.22	\$2,686.87	0.00
11000	2300		SUBTOTAL Support Services-General Administration	\$756,569.00	\$0.00	\$756,569.00	\$112,905.93	\$372,547.15	\$126,871.54	\$257,150.31	3.25
	2400		Support Services-School Administration								
		51100	Salaries Expense								
11000	2400	51100	1112 Principals	\$3,521,824.00	\$0.00	\$3,521,824.00	\$872,102.52	\$2,563,874.00	\$948,475.66	\$9,474.34	54.40
11000	2400	51100	1217 Secretarial/Clerical/Technical Assistants	\$1,122,883.00	\$0.00	\$1,122,883.00	\$272,438.41	\$788,558.38	\$303,786.58	\$30,538.04	59.00
11000	2400	51100	SUBTOTAL Salaries Expense	\$4,644,707.00	\$0.00	\$4,644,707.00	\$1,144,540.93	\$3,352,432.38	\$1,252,262.24	\$40,012.38	113.40
11000	2400	52111	Educational Retirement	\$610,779.00	\$0.00	\$610,779.00	\$150,506.78	\$440,843.83	\$164,672.15	\$5,263.02	0.00
11000	2400	52112	ERA - Retiree Health	\$92,895.00	\$0.00	\$92,895.00	\$22,890.99	\$67,049.02	\$25,045.35	\$800.63	0.00
11000	2400	52210	FICA Payments	\$287,972.00	\$0.00	\$287,972.00	\$65,948.41	\$193,345.15	\$72,046.71	\$22,580.14	0.00
11000	2400	52220	Medicare Payments	\$67,348.00	\$0.00	\$67,348.00	\$15,423.52	\$45,217.96	\$16,849.69	\$5,280.35	0.00
11000	2400	52311	Health and Medical Premiums	\$479,304.00	\$0.00	\$479,304.00	\$120,239.88	\$346,574.00	\$134,424.05	(\$1,694.05)	0.00
11000	2400	52312	Life	\$6,546.00	\$0.00	\$6,546.00	\$1,582.49	\$4,591.53	\$1,751.69	\$202.78	0.00
11000	2400	52313	Dental	\$30,593.00	\$0.00	\$30,593.00	\$7,812.36	\$22,649.86	\$8,710.29	(\$767.15)	0.00
11000	2400	52314	Vision	\$4,228.00	\$0.00	\$4,228.00	\$1,167.90	\$3,396.76	\$1,300.80	(\$469.56)	0.00
11000	2400	52315	Disability	\$3,591.00	\$0.00	\$3,591.00	\$1,244.46	\$3,616.23	\$1,337.99	(\$1,363.22)	0.00
11000	2400	52500	Unemployment Compensation	\$9,754.00	\$0.00	\$9,754.00	\$2,403.72	\$7,040.46	\$2,630.03	\$83.51	0.00
11000	2400	52710	Workers Compensation Premium	\$68,509.00	\$0.00	\$68,509.00	\$16,881.82	\$49,447.81	\$18,470.70	\$590.49	0.00
11000	2400	52720	Workers Compensation Employer's Fee	\$1,161.00	\$0.00	\$1,161.00	\$256.76	\$767.44	\$255.52	\$138.04	0.00
11000	2400	53330	Professional Development	\$1,100.00	\$0.00	\$1,100.00	\$0.00	\$1,197.00	\$1,040.00	(\$1,137.00)	0.00
11000	2400	53414	Other Services	\$36,000.00	\$24,600.00	\$60,600.00	\$280.00	\$16,550.42	\$26,192.44	\$17,857.14	0.00
11000	2400	53711	Other Charges	\$1,300.00	\$0.00	\$1,300.00	\$335.00	\$1,679.50	\$50.00	(\$429.50)	0.00
11000	2400	55813	Employee Travel - Non-Teachers	\$2,800.00	\$0.00	\$2,800.00	\$1,748.92	\$4,130.64	\$193.84	(\$1,524.48)	0.00
11000	2400	55915	Other Contract Services	\$0.00	\$0.00	\$0.00	\$163.00	\$163.00	\$0.00	(\$163.00)	0.00
11000	2400	56118	General Supplies and Materials	\$66,451.00	\$0.00	\$66,451.00	\$7,013.36	\$22,212.62	\$22,755.81	\$21,482.57	0.00
11000	2400	57332	Supply Assets (\$5,000 or less)	\$0.00	\$0.00	\$0.00	\$287.25	\$1,267.89	\$0.00	(\$1,267.89)	0.00
11000	2400		SUBTOTAL Support Services-School Administration Central Services	\$6,415,038.00	\$24,600.00	\$6,439,638.00	\$1,560,727.55	\$4,584,173.50	\$1,749,989.30	\$105,475.20	113.40
	2500		Central Services								
		51100	Salaries Expense								
11000	2500	51100	1113 Administrative Associates	\$92,191.00	\$0.00	\$92,191.00	\$23,040.24	\$69,120.72	\$23,040.28	\$30.00	1.00
11000	2500	51100	1114 Administrative Assistants	\$56,855.00	\$0.00	\$56,855.00	\$14,213.76	\$42,641.28	\$14,213.72	\$0.00	1.00
11000	2500	51100	1115 Assoc. Supt.-Fin./Bus. Mgr.	\$87,704.00	\$0.00	\$87,704.00	\$21,926.04	\$65,778.12	\$21,926.03	(\$0.15)	0.75
11000	2500	51100	1217 Secretarial/Clerical/Technical Assistants	\$192,140.00	\$0.00	\$192,140.00	\$47,506.20	\$144,329.13	\$47,506.16	\$304.71	7.50
11000	2500	51100	1220 Business Office Support	\$564,274.00	\$0.00	\$564,274.00	\$136,305.72	\$402,761.60	\$136,305.82	\$25,206.58	15.00
11000	2500	51100	1511 Data Processing	\$314,454.00	\$0.00	\$314,454.00	\$73,238.53	\$220,758.03	\$69,724.78	\$23,971.19	9.00
11000	2500	51100	1616 Warehouse/Delivery	\$164,758.00	\$0.00	\$164,758.00	\$39,665.64	\$118,996.92	\$39,665.48	\$6,095.60	6.00

State of New Mexico
Public School Operating Budget - Actuals Expenditure Rollup Report
Gadsden 2013-2014 - Third Quarter (Jan - Mar) - Expenditure
Submitted

Fund	Func	Obj	Job	Description	Budget	Adjustments	Adjusted Budget	Current Period	YTD	Encumbrance	Budget Balance	FTE
11000	2500	51100		SUBTOTAL Salaries Expense	\$1,472,376.00	\$0.00	\$1,472,376.00	\$355,896.13	\$1,064,385.80	\$352,382.27	\$55,607.93	40.25
		51200		Overtime Expense								
11000	2500	51200	1511	Data Processing	\$0.00	\$0.00	\$0.00	\$814.33	\$814.33	\$0.00	(\$814.33)	0.00
11000	2500	51200		SUBTOTAL Overtime Expense	\$0.00	\$0.00	\$0.00	\$814.33	\$814.33	\$0.00	(\$814.33)	0.00
		51300		Additional Compensation								
11000	2500	51300	1511	Data Processing	\$0.00	\$0.00	\$0.00	\$144.48	\$433.44	\$144.56	(\$578.00)	0.00
11000	2500	51300		SUBTOTAL Additional Compensation	\$0.00	\$0.00	\$0.00	\$144.48	\$433.44	\$144.56	(\$578.00)	0.00
11000	2500	52111		Educational Retirement	\$193,613.00	\$0.00	\$193,613.00	\$46,905.75	\$139,779.08	\$46,338.59	\$7,495.33	0.00
11000	2500	52112		ERA - Retiree Health	\$29,447.00	\$0.00	\$29,447.00	\$7,133.72	\$21,258.45	\$7,047.48	\$1,141.07	0.00
11000	2500	52210		FICA Payments	\$91,285.00	\$0.00	\$91,285.00	\$20,321.67	\$60,935.74	\$19,903.56	\$10,445.70	0.00
11000	2500	52220		Medicare Payments	\$21,349.00	\$0.00	\$21,349.00	\$4,752.68	\$14,250.97	\$4,654.87	\$2,443.16	0.00
11000	2500	52311		Health and Medical Premiums	\$152,223.00	\$0.00	\$152,223.00	\$37,573.68	\$109,173.15	\$41,116.85	\$1,933.00	0.00
11000	2500	52312		Life	\$2,079.00	\$0.00	\$2,079.00	\$546.33	\$1,639.91	\$543.98	(\$104.89)	0.00
11000	2500	52313		Dental	\$9,716.00	\$0.00	\$9,716.00	\$2,608.58	\$7,818.97	\$2,593.80	(\$696.77)	0.00
11000	2500	52314		Vision	\$1,343.00	\$0.00	\$1,343.00	\$495.72	\$1,501.13	\$495.72	(\$653.85)	0.00
11000	2500	52315		Disability	\$1,141.00	\$0.00	\$1,141.00	\$351.86	\$1,030.21	\$352.62	(\$241.83)	0.00
11000	2500	52500		Unemployment Compensation	\$3,092.00	\$0.00	\$3,092.00	\$749.25	\$2,237.45	\$740.24	\$114.31	0.00
11000	2500	52710		Workers Compensation Premium	\$21,717.00	\$0.00	\$21,717.00	(\$13,629.58)	\$2,225.54	\$5,199.53	\$14,291.93	0.00
11000	2500	52720		Workers Compensation Employer's Fee	\$368.00	\$0.00	\$368.00	\$90.28	\$272.90	\$87.97	\$7.13	0.00
11000	2500	53330		Professional Development	\$20,300.00	\$0.00	\$20,300.00	\$3,885.54	\$9,389.08	\$3,281.51	\$7,629.41	0.00
11000	2500	53414		Other Services	\$15,500.00	\$0.00	\$15,500.00	\$803.58	\$1,587.17	\$1,718.50	\$12,194.33	0.00
11000	2500	53711		Other Charges	\$5,500.00	\$0.00	\$5,500.00	(\$1,826.03)	\$1,230.51	\$944.75	\$3,324.74	0.00
11000	2500	54311		Maintenance & Repair - Furniture/Fixtures/Equipment	\$39,500.00	\$0.00	\$39,500.00	\$2,923.31	\$19,488.71	\$0.00	\$20,011.29	0.00
11000	2500	54620		Rental - Equipment and Vehicles	\$6,000.00	\$0.00	\$6,000.00	\$6,147.70	\$19,826.11	\$1,931.09	(\$15,757.20)	0.00
11000	2500	55400		Advertising	\$1,800.00	\$0.00	\$1,800.00	\$78.48	\$105.67	\$30.00	\$1,664.33	0.00
11000	2500	56813		Employee Travel - Non-Teachers	\$14,500.00	\$0.00	\$14,500.00	\$2,298.23	\$7,135.23	\$1,104.28	\$6,260.49	0.00
11000	2500	56915		Other Contract Services	\$45,250.00	\$0.00	\$45,250.00	\$4,500.00	\$13,500.00	\$4,500.00	\$27,250.00	0.00
11000	2500	56113		Software	\$0.00	\$0.00	\$0.00	\$0.00	\$1,519.50	\$4,562.69	(\$6,082.19)	0.00
11000	2500	56118		General Supplies and Materials	\$118,268.00	\$0.00	\$118,268.00	\$10,881.63	\$26,397.21	\$11,879.56	\$79,991.23	0.00
11000	2500	57332		Supply Assets (\$5,000 or less)	\$17,500.00	\$0.00	\$17,500.00	\$5,188.17	\$9,179.93	\$1,011.32	\$7,308.75	0.00
11000	2500			SUBTOTAL Central Services	\$2,283,867.00	\$0.00	\$2,283,867.00	\$499,635.49	\$1,537,116.19	\$512,565.74	\$234,185.07	40.25
	2600			Operation & Maintenance of Plant								
		51100		Salaries Expense								
11000	2600	51100	1113	Administrative Associates	\$60,276.00	\$0.00	\$60,276.00	\$15,068.94	\$45,206.82	\$15,068.91	\$0.27	0.60
11000	2600	51100	1114	Administrative Assistants	\$185,819.00	\$0.00	\$185,819.00	\$46,454.88	\$139,364.64	\$46,454.83	(\$0.47)	3.00
11000	2600	51100	1217	Secretarial/Clerical/Technical Assistants	\$201,978.00	\$0.00	\$201,978.00	\$41,620.80	\$124,862.40	\$47,507.52	\$29,608.08	7.00
11000	2600	51100	1611	Substitutes-Sick Leave	\$0.00	\$0.00	\$0.00	\$215.03	\$905.03	\$0.00	(\$905.03)	0.00
11000	2600	51100	1612	Substitutes-Other Leave	\$0.00	\$0.00	\$0.00	\$1,043.58	\$2,243.58	\$870.48	(\$3,114.06)	0.00
11000	2600	51100	1614	Maintenance	\$1,461,017.00	\$0.00	\$1,461,017.00	\$355,720.41	\$1,046,103.51	\$355,657.13	\$59,256.36	47.00
11000	2600	51100	1615	Custodial	\$1,848,384.00	\$0.00	\$1,848,384.00	\$429,813.98	\$1,281,859.66	\$443,211.86	\$123,312.48	85.50

State of New Mexico
Public School Operating Budget - Actuals Expenditure Rollup Report
Gadsden 2013-2014 - Third Quarter (Jan - Mar) - Expenditure
Submitted

Fund	Func	Obj	Job	Description	Budget	Adjustments	Adjusted Budget	Current Period	YTD	Encumbrance	Budget Balance	FTE
11000	2600	51100	1623	Crosswalk Guards	\$567,772.00	\$0.00	\$567,772.00	\$136,071.73	\$362,391.01	\$166,271.49	\$39,109.50	41.00
11000	2600	51100		SUBTOTAL Salaries Expense	\$4,325,246.00	\$0.00	\$4,325,246.00	\$1,026,009.35	\$3,002,936.65	\$1,075,042.22	\$247,267.13	184.10
		51200		Overtime Expense								
11000	2600	51200	1614	Maintenance	\$0.00	\$0.00	\$0.00	\$338.34	\$736.88	\$0.00	(\$736.88)	0.00
11000	2600	51200	1615	Custodial	\$75,930.00	\$0.00	\$75,930.00	\$1,431.51	\$5,065.76	\$145.73	\$70,718.51	0.00
11000	2600	51200	1623	Crosswalk Guards	\$930.00	\$0.00	\$930.00	\$969.70	\$1,585.67	\$129.78	(\$785.45)	0.00
11000	2600	51200		SUBTOTAL Overtime Expense	\$76,860.00	\$0.00	\$76,860.00	\$2,739.55	\$7,388.31	\$275.51	\$69,196.18	0.00
		51300		Additional Compensation								
11000	2600	51300	1614	Maintenance	\$0.00	\$0.00	\$0.00	\$0.00	(\$30.74)	\$9,119.04	(\$9,088.30)	0.00
11000	2600	51300	1615	Custodial	\$0.00	\$0.00	\$0.00	\$0.00	\$30.74	\$0.00	(\$30.74)	0.00
11000	2600	51300		SUBTOTAL Additional Compensation	\$0.00	\$0.00	\$0.00	\$0.00	\$0.00	\$9,119.04	(\$9,119.04)	0.00
11000	2600	52111		Educational Retirement	\$578,881.00	\$0.00	\$578,881.00	\$136,234.65	\$399,213.93	\$140,631.93	\$39,035.14	0.00
11000	2600	52112		ERA - Retiree Health	\$88,042.00	\$0.00	\$88,042.00	\$20,720.09	\$60,717.20	\$21,389.15	\$5,935.65	0.00
11000	2600	52210		FICA Payments	\$272,930.00	\$0.00	\$272,930.00	\$59,181.46	\$174,147.55	\$60,923.66	\$37,858.79	0.00
11000	2600	52220		Medicare Payments	\$63,830.00	\$0.00	\$63,830.00	\$13,840.67	\$40,728.50	\$14,248.31	\$8,853.19	0.00
11000	2600	52311		Health and Medical Premiums	\$446,787.00	\$0.00	\$446,787.00	\$150,775.98	\$433,534.45	\$156,040.65	(\$142,788.10)	0.00
11000	2600	52312		Life	\$6,102.00	\$0.00	\$6,102.00	\$2,359.60	\$6,942.58	\$2,503.73	(\$3,344.31)	0.00
11000	2600	52313		Dental	\$28,520.00	\$0.00	\$28,520.00	\$8,490.08	\$24,499.52	\$8,489.26	(\$4,468.78)	0.00
11000	2600	52314		Vision	\$3,941.00	\$0.00	\$3,941.00	\$1,264.62	\$3,617.67	\$1,302.92	(\$979.59)	0.00
11000	2600	52315		Disability	\$3,348.00	\$0.00	\$3,348.00	\$823.74	\$2,290.88	\$839.37	\$217.75	0.00
11000	2600	52500		Unemployment Compensation	\$9,245.00	\$0.00	\$9,245.00	\$2,200.99	\$6,472.63	\$2,268.99	\$503.38	0.00
11000	2600	52710		Workers Compensation Premium	\$64,930.00	\$0.00	\$64,930.00	\$15,456.64	\$45,456.56	\$15,933.20	\$3,540.24	0.00
11000	2600	52720		Workers Compensation Employer's Fee	\$1,100.00	\$0.00	\$1,100.00	\$415.33	\$1,221.98	\$413.24	(\$535.22)	0.00
11000	2600	53330		Professional Development	\$3,900.00	\$0.00	\$3,900.00	\$0.00	\$0.00	\$0.00	\$3,900.00	0.00
11000	2600	53711		Other Charges	\$4,000.00	\$0.00	\$4,000.00	\$4,529.66	\$6,104.20	\$1,630.28	(\$3,734.48)	0.00
11000	2600	54311		Maintenance & Repair - Furniture/Fixtures/Equipment	\$7,600.00	\$0.00	\$7,600.00	\$5,167.95	\$5,422.45	\$1,695.57	\$481.98	0.00
11000	2600	54312		Maintenance & Repair - Buildings and Grounds	\$40,500.00	\$0.00	\$40,500.00	(\$47,002.77)	\$40,618.06	\$40,881.94	(\$41,000.00)	0.00
11000	2600	54313		Maintenance & Repair - Vehicles	\$10,000.00	\$0.00	\$10,000.00	\$655.95	\$1,696.95	\$3,064.04	\$5,239.01	0.00
11000	2600	54411		Electricity	\$2,600,000.00	\$100,000.00	\$2,700,000.00	\$464,870.99	\$1,581,402.02	\$918,597.98	\$200,000.00	0.00
11000	2600	54412		Natural Gas (Buildings)	\$420,000.00	\$100,000.00	\$520,000.00	\$174,216.65	\$222,191.10	\$72,808.90	\$225,000.00	0.00
11000	2600	54413		Propane/Butane (Buildings)	\$5,000.00	\$0.00	\$5,000.00	\$1,245.33	\$1,786.07	\$5,213.93	(\$2,000.00)	0.00
11000	2600	54415		Water/Sewage	\$530,000.00	\$30,000.00	\$560,000.00	\$47,663.95	\$292,133.38	\$199,732.15	\$68,134.47	0.00
11000	2600	54416		Communication Services	\$684,750.00	\$70,000.00	\$754,750.00	\$189,896.96	\$459,143.70	\$134,481.30	\$161,125.00	0.00
11000	2600	54610		Rental - Land and Buildings	\$0.00	\$0.00	\$0.00	\$3,000.00	\$12,080.00	\$6,000.00	(\$18,080.00)	0.00
11000	2600	54620		Rental - Equipment and Vehicles	\$8,250.00	\$0.00	\$8,250.00	\$5,257.93	\$7,386.75	\$4,240.15	(\$3,376.90)	0.00
11000	2600	55200		Property/Liability Insurance	\$1,839,147.00	\$5,700.00	\$1,844,847.00	\$0.00	\$1,845,495.23	\$0.00	(\$648.23)	0.00
11000	2600	55813		Employee Travel - Non-Teachers	\$8,550.00	\$0.00	\$8,550.00	\$3,695.42	\$8,857.95	\$0.00	(\$307.95)	0.00
11000	2600	55915		Other Contract Services	\$1,100.00	\$31,000.00	\$32,100.00	\$0.00	\$5,576.04	\$0.00	\$26,523.96	0.00
11000	2600	56113		Software	\$0.00	\$0.00	\$0.00	\$215.00	\$215.00	\$0.00	(\$215.00)	0.00
11000	2600	56118		General Supplies and Materials	\$374,400.00	\$0.00	\$374,400.00	\$43,515.86	\$210,416.19	\$60,585.18	\$103,398.63	0.00
11000	2600	56211		Gasoline	\$60,000.00	\$0.00	\$60,000.00	(\$6,133.69)	\$4,645.97	\$42,903.14	\$12,450.89	0.00

State of New Mexico
Public School Operating Budget - Actuals Expenditure Rollup Report
Gadsden 2013-2014 - Third Quarter (Jan - Mar) - Expenditure
Submitted

Fund	Func	Obj	Job Description	Budget	Adjustments	Adjusted Budget	Current Period	YTD	Encumbrance	Budget Balance	FTE
11000	2600	56212	Diesel Fuel	\$65,000.00	\$0.00	\$65,000.00	\$7,753.73	\$20,810.31	\$44,189.69	\$0.00	0.00
11000	2600	56214	Lubricants/Anti-Freeze	\$5,250.00	\$0.00	\$5,250.00	\$2,152.70	\$3,152.05	\$0.00	\$2,097.95	0.00
11000	2600	56215	Tires/Tubes	\$6,000.00	\$0.00	\$6,000.00	\$1,084.00	\$2,831.82	\$2,613.92	\$554.26	0.00
11000	2600	56216	Maintenance Supplies/Parts	\$15,000.00	\$0.00	\$15,000.00	\$1,562.23	\$5,102.45	\$3,648.36	\$6,249.19	0.00
11000	2600	57332	Supply Assets (\$5,000 or less)	\$5,000.00	\$0.00	\$5,000.00	\$0.00	\$4,970.00	\$303.49	(\$273.49)	0.00
11000	2600		SUBTOTAL Operation & Maintenance of Plant	\$12,663,209.00	\$336,700.00	\$12,999,909.00	\$2,343,860.60	\$8,951,206.10	\$3,052,011.20	\$996,691.70	184.10
	2900		Other Support Services								
11000	2900	58211	Tax Liability/Penalty	\$0.00	\$12,000.00	\$12,000.00	(\$569.84)	\$11,377.00	\$0.00	\$623.00	0.00
11000	2900	58213	Emergency Reserve	\$2,200,000.00	\$0.00	\$2,200,000.00	\$0.00	\$0.00	\$0.00	\$2,200,000.00	0.00
11000	2900	58218	75% June Credit	\$52,562.00	\$0.00	\$52,562.00	\$0.00	\$0.00	\$0.00	\$52,562.00	0.00
11000	2900	58219	Payment for State Match - Medicaid	\$150,000.00	\$0.00	\$150,000.00	\$43,957.25	\$84,359.43	\$43,143.16	\$22,497.41	0.00
11000	2900		SUBTOTAL Other Support Services	\$2,402,562.00	\$12,000.00	\$2,414,562.00	\$43,387.41	\$95,736.43	\$43,143.16	\$2,275,682.41	0.00
11000	2000		SUBTOTAL Support Services	\$39,028,850.00	\$373,404.00	\$39,402,254.00	\$7,749,176.18	\$24,350,519.29	\$9,614,544.27	\$5,437,190.44	565.37
	3000		Operation of Non-Instructional Services								
	3100		Food Services Operations								
	51100		Salaries Expense								
11000	3100	51100	1613 Separation Pay	\$0.00	\$13,700.00	\$13,700.00	\$0.00	\$6,771.15	\$0.00	\$6,928.85	0.00
11000	3100	51100	SUBTOTAL Salaries Expense	\$0.00	\$13,700.00	\$13,700.00	\$0.00	\$6,771.15	\$0.00	\$6,928.85	0.00
11000	3100	52210	FICA Payments	\$0.00	\$850.00	\$850.00	\$0.00	\$0.00	\$0.00	\$850.00	0.00
11000	3100	52220	Medicare Payments	\$0.00	\$199.00	\$199.00	\$0.00	\$0.00	\$0.00	\$199.00	0.00
11000	3100	52500	Unemployment Compensation	\$0.00	\$29.00	\$29.00	\$0.00	\$0.00	\$0.00	\$29.00	0.00
11000	3100	52710	Workers Compensation Premium	\$0.00	\$222.00	\$222.00	\$0.00	\$0.00	\$0.00	\$222.00	0.00
11000	3100		SUBTOTAL Food Services Operations	\$0.00	\$15,000.00	\$15,000.00	\$0.00	\$6,771.15	\$0.00	\$8,228.85	0.00
	3300		Community Services Operations								
	51300		Additional Compensation								
11000	3300	51300	1620 Recreation	\$115,547.00	\$0.00	\$115,547.00	\$0.00	\$16,863.50	\$0.00	\$98,683.50	0.00
11000	3300	51300	SUBTOTAL Additional Compensation	\$115,547.00	\$0.00	\$115,547.00	\$0.00	\$16,863.50	\$0.00	\$98,683.50	0.00
11000	3300	52111	Educational Retirement	\$7,305.00	\$0.00	\$7,305.00	\$0.00	\$1,866.05	\$0.00	\$5,438.95	0.00
11000	3300	52112	ERA - Retiree Health	\$1,111.00	\$0.00	\$1,111.00	\$0.00	\$283.80	\$0.00	\$827.20	0.00
11000	3300	52210	FICA Payments	\$3,444.00	\$0.00	\$3,444.00	\$0.00	\$1,031.65	\$0.00	\$2,412.35	0.00
11000	3300	52220	Medicare Payments	\$806.00	\$0.00	\$806.00	\$0.00	\$241.34	\$0.00	\$564.66	0.00
11000	3300	52500	Unemployment Compensation	\$104.00	\$0.00	\$104.00	\$0.00	\$35.36	\$0.00	\$68.64	0.00
11000	3300	52710	Workers Compensation Premium	\$832.00	\$0.00	\$832.00	\$0.00	\$248.79	\$0.00	\$583.21	0.00
11000	3300	52720	Workers Compensation Employer's Fee	\$12.00	\$0.00	\$12.00	\$0.00	\$0.00	\$0.00	\$12.00	0.00
11000	3300	56118	General Supplies and Materials	\$3,200.00	\$0.00	\$3,200.00	\$0.00	\$0.00	\$3,022.69	\$177.31	0.00
11000	3300		SUBTOTAL Community Services Operations	\$132,361.00	\$0.00	\$132,361.00	\$0.00	\$20,570.49	\$3,022.69	\$108,767.82	0.00

State of New Mexico
Public School Operating Budget - Actuals Expenditure Rollup Report
Gadsden 2013-2014 - Third Quarter (Jan - Mar) - Expenditure
Submitted

Fund	Func	Obj	Job	Description	Budget	Adjustments	Adjusted Budget	Current Period	YTD	Encumbrance	Budget Balance	FTE
11000	3000			SUBTOTAL Operation of Non-Instructional Services	\$132,361.00	\$15,000.00	\$147,361.00	\$0.00	\$27,341.64	\$3,022.69	\$116,996.67	0.00
11000				TOTAL Operational Pupil Transportation Support Services	\$104,897,911.00	\$689,445.00	\$105,587,356.00	\$22,870,368.17	\$65,213,355.77	\$28,962,202.87	\$11,411,797.36	1,669.12
13000	2000			Student Transportation								
	2700			Salaries Expense								
13000	2700	51100	1113	Administrative Associates	\$40,184.00	\$0.00	\$40,184.00	\$10,045.98	\$30,137.94	\$10,045.96	\$0.10	0.40
13000	2700	51100	1114	Administrative Assistants	\$28,000.00	\$0.00	\$28,000.00	\$0.00	\$0.00	\$0.00	\$28,000.00	0.00
13000	2700	51100	1217	Secretarial/Clerical/Technical Assistants	\$0.00	\$0.00	\$0.00	\$6,061.74	\$16,164.64	\$6,061.76	(\$22,226.40)	1.00
13000	2700	51100		SUBTOTAL Salaries Expense	\$68,184.00	\$0.00	\$68,184.00	\$16,107.72	\$46,302.58	\$16,107.72	\$5,773.70	1.40
13000	2700	52111		Educational Retirement	\$8,966.00	\$0.00	\$8,966.00	\$2,118.18	\$6,088.84	\$2,118.18	\$758.98	0.00
13000	2700	52112		ERA - Retiree Health	\$1,364.00	\$0.00	\$1,364.00	\$322.20	\$926.18	\$322.20	\$115.62	0.00
13000	2700	52210		FICA Payments	\$4,228.00	\$0.00	\$4,228.00	\$953.16	\$2,735.75	\$953.16	\$539.09	0.00
13000	2700	52220		Medicare Payments	\$988.00	\$0.00	\$988.00	\$222.90	\$639.76	\$222.90	\$125.34	0.00
13000	2700	52311		Health and Medical Premiums	\$7,189.00	\$0.00	\$7,189.00	\$755.58	\$2,235.54	\$755.58	\$4,197.88	0.00
13000	2700	52312		Life	\$98.00	\$0.00	\$98.00	\$19.74	\$54.52	\$19.74	\$23.74	0.00
13000	2700	52313		Dental	\$459.00	\$0.00	\$459.00	\$37.32	\$111.24	\$37.32	\$310.44	0.00
13000	2700	52314		Vision	\$63.00	\$0.00	\$63.00	\$0.00	\$0.00	\$0.00	\$63.00	0.00
13000	2700	52315		Disability	\$54.00	\$0.00	\$54.00	\$0.00	\$0.00	\$0.00	\$54.00	0.00
13000	2700	52500		Unemployment Compensation	\$143.00	\$0.00	\$143.00	\$33.84	\$97.24	\$33.84	\$11.92	0.00
13000	2700	52710		Workers Compensation Premium	\$1,006.00	\$0.00	\$1,006.00	\$237.60	\$682.96	\$237.60	\$85.44	0.00
13000	2700	52720		Workers Compensation Employer's Fee	\$17.00	\$0.00	\$17.00	\$3.22	\$9.66	\$3.22	\$4.12	0.00
13000	2700	53711		Other Charges	\$11,000.00	\$0.00	\$11,000.00	\$2,551.28	\$6,392.12	\$2,799.49	\$1,808.39	0.00
13000	2700	54311		Maintenance & Repair - Furniture/Fixtures/Equipment	\$500.00	\$0.00	\$500.00	\$0.00	\$0.00	\$0.00	\$500.00	0.00
13000	2700	54313		Maintenance & Repair - Vehicles	\$500.00	\$0.00	\$500.00	\$0.00	\$0.00	\$0.00	\$500.00	0.00
13000	2700	54620		Rental - Equipment and Vehicles	\$270,552.00	\$163,023.00	\$433,575.00	\$90,186.00	\$240,496.00	\$193,079.00	\$0.00	0.00
13000	2700	55111		Transportation Per-Capita Feeders	\$9,508.00	\$0.00	\$9,508.00	\$2,083.89	\$6,320.49	\$3,186.87	\$0.64	0.00
13000	2700	55112		Transportation Contractors	\$4,294,511.00	\$44,426.00	\$4,338,937.00	\$1,431,504.00	\$3,817,344.00	\$521,592.60	\$0.40	0.00
13000	2700	55200		Property/Liability Insurance	\$88,445.00	\$0.00	\$88,445.00	\$0.00	\$89,105.25	\$0.00	(\$660.25)	0.00
13000	2700	55813		Employee Travel - Non-Teachers	\$1,000.00	\$0.00	\$1,000.00	\$0.00	\$0.00	\$250.00	\$750.00	0.00
13000	2700	55914		Contracts - Interagency	\$900.00	\$0.00	\$900.00	\$0.00	\$0.00	\$0.00	\$900.00	0.00
13000	2700	55915		Other Contract Services	\$600.00	\$0.00	\$600.00	\$0.00	\$0.00	\$0.00	\$600.00	0.00
13000	2700	55916		Bus Inspections	\$8,000.00	\$0.00	\$8,000.00	\$0.00	\$3,601.19	\$3,601.22	\$797.59	0.00
13000	2700	56118		General Supplies and Materials	\$1,000.00	\$0.00	\$1,000.00	\$0.00	\$978.70	\$0.00	\$21.30	0.00
13000	2700			SUBTOTAL Student Transportation	\$4,779,275.00	\$207,449.00	\$4,986,724.00	\$1,547,136.63	\$4,224,122.02	\$745,320.64	\$17,281.34	1.40
13000	2000			SUBTOTAL Support Services	\$4,779,275.00	\$207,449.00	\$4,986,724.00	\$1,547,136.63	\$4,224,122.02	\$745,320.64	\$17,281.34	1.40
13000				TOTAL Pupil Transportation	\$4,779,275.00	\$207,449.00	\$4,986,724.00	\$1,547,136.63	\$4,224,122.02	\$745,320.64	\$17,281.34	1.40

State of New Mexico
Public School Operating Budget - Actuals Expenditure Rollup Report
Gadsden 2013-2014 - Third Quarter (Jan - Mar) - Expenditure
Submitted

Fund	Func	Obj	Job	Description	Budget	Adjustments	Adjusted Budget	Current Period	YTD	Encumbrance	Budget Balance	FTE
14000				Total Instructional Materials Sub-Fund Instruction								
	1000											
14000	1000	56107		Instructional Materials Credit - 50% Textbooks	\$362,983.00	\$534,194.00	\$897,177.00	\$0.00	\$1,000,250.27	\$0.00	(\$103,073.27)	0.00
14000	1000	56111		Instructional Materials Cash - 50% Textbooks	\$362,982.00	\$0.00	\$362,982.00	\$20,576.81	\$100,765.71	\$22,052.57	\$240,163.72	0.00
14000	1000			SUBTOTAL Instruction	\$725,965.00	\$534,194.00	\$1,260,159.00	\$20,576.81	\$1,101,015.98	\$22,052.57	\$137,090.45	0.00
14000				TOTAL Total	\$725,965.00	\$534,194.00	\$1,260,159.00	\$20,576.81	\$1,101,015.98	\$22,052.57	\$137,090.45	0.00
				Instructional Materials Sub-Fund								
				Food Services								
	3000			Operation of Non-Instructional Services								
		3100		Food Services Operations								
			51100	Salaries Expense								
21000	3100	51100	1114	Administrative Assistants	\$255,000.00	\$0.00	\$255,000.00	\$55,485.48	\$166,456.44	\$55,485.53	\$33,058.03	4.00
21000	3100	51100	1217	Secretarial/Clerical/Technical Assistants	\$95,000.00	\$0.00	\$95,000.00	\$23,795.22	\$62,285.66	\$23,795.14	\$8,919.20	4.00
21000	3100	51100	1611	Substitutes-Sick Leave	\$75,000.00	\$0.00	\$75,000.00	\$21,047.28	\$58,962.35	\$6,022.50	\$10,015.15	0.00
21000	3100	51100	1616	Warehouse/Delivery	\$350,000.00	\$0.00	\$350,000.00	\$53,802.87	\$169,323.50	\$53,951.12	\$126,725.38	11.00
21000	3100	51100	1617	Food Service	\$1,975,000.00	\$0.00	\$1,975,000.00	\$366,672.06	\$1,063,766.81	\$476,800.55	\$434,432.64	168.00
21000	3100	51100		SUBTOTAL Salaries Expense	\$2,750,000.00	\$0.00	\$2,750,000.00	\$520,802.91	\$1,520,794.76	\$616,054.84	\$613,150.40	187.00
			51200	Overtime Expense								
21000	3100	51200	1616	Warehouse/Delivery	\$1,500.00	\$0.00	\$1,500.00	\$0.00	\$0.00	\$0.00	\$1,500.00	0.00
21000	3100	51200	1617	Food Service	\$45,000.00	\$0.00	\$45,000.00	\$9,646.38	\$33,296.75	\$1,653.68	\$10,049.57	0.00
21000	3100	51200		SUBTOTAL Overtime Expense	\$46,500.00	\$0.00	\$46,500.00	\$9,646.38	\$33,296.75	\$1,653.68	\$11,549.57	0.00
			51300	Additional Compensation								
21000	3100	51300	1617	Food Service	\$75,000.00	\$0.00	\$75,000.00	\$0.00	\$0.00	\$0.00	\$75,000.00	0.00
21000	3100	51300		SUBTOTAL Additional Compensation	\$75,000.00	\$0.00	\$75,000.00	\$0.00	\$0.00	\$0.00	\$75,000.00	0.00
21000	3100	52111		Educational Retirement	\$270,000.00	\$0.00	\$270,000.00	\$67,085.12	\$196,177.54	\$80,467.58	(\$6,645.12)	0.00
21000	3100	52112		ERA - Retiree Health	\$55,000.00	\$0.00	\$55,000.00	\$10,203.38	\$29,837.54	\$12,238.80	\$12,923.66	0.00
21000	3100	52210		FICA Payments	\$190,000.00	\$0.00	\$190,000.00	\$30,645.30	\$89,905.19	\$35,345.30	\$64,749.51	0.00
21000	3100	52220		Medicare Payments	\$41,500.00	\$0.00	\$41,500.00	\$7,166.65	\$21,025.24	\$8,265.46	\$12,209.30	0.00
21000	3100	52311		Health and Medical Premiums	\$450,000.00	\$0.00	\$450,000.00	\$72,080.62	\$198,188.22	\$86,009.84	\$165,801.94	0.00
21000	3100	52312		Life	\$30,000.00	\$0.00	\$30,000.00	\$2,247.36	\$6,108.31	\$2,867.13	\$21,024.56	0.00
21000	3100	52313		Dental	\$25,000.00	\$0.00	\$25,000.00	\$4,814.78	\$13,436.68	\$5,616.80	\$5,946.52	0.00
21000	3100	52314		Vision	\$5,000.00	\$0.00	\$5,000.00	\$1,016.00	\$2,847.10	\$1,248.00	\$904.90	0.00
21000	3100	52315		Disability	\$4,500.00	\$0.00	\$4,500.00	\$584.49	\$1,599.13	\$722.42	\$2,178.45	0.00
21000	3100	52500		Unemployment Compensation	\$5,000.00	\$0.00	\$5,000.00	\$1,115.16	\$3,264.91	\$1,292.13	\$442.96	0.00
21000	3100	52710		Workers Compensation Premium	\$55,000.00	\$0.00	\$55,000.00	\$7,833.89	\$22,934.48	\$9,076.89	\$22,988.63	0.00
21000	3100	52720		Workers Compensation Employer's Fee	\$2,000.00	\$0.00	\$2,000.00	\$401.31	\$1,196.03	\$357.39	\$446.58	0.00
21000	3100	53330		Professional Development	\$5,000.00	\$0.00	\$5,000.00	\$105.00	\$105.00	\$105.00	\$4,790.00	0.00
21000	3100	53414		Other Services	\$100,000.00	\$0.00	\$100,000.00	\$75,543.79	\$75,936.34	\$2,483.40	\$21,580.26	0.00

State of New Mexico
Public School Operating Budget - Actuals Expenditure Rollup Report
Gadsden 2013-2014 - Third Quarter (Jan - Mar) - Expenditure
Submitted

Fund	Func	Obj	Job Description	Budget	Adjustments	Adjusted Budget	Current Period	YTD	Encumbrance	Budget Balance	FTE
21000	3100	53711	Other Charges	\$11,000.00	\$0.00	\$11,000.00	\$58.00	\$3,670.00	\$0.00	\$7,330.00	0.00
21000	3100	54311	Maintenance & Repair - Furniture/Fixtures/Equipment	\$50,000.00	\$0.00	\$50,000.00	\$14,955.36	\$24,403.35	\$5,455.34	\$20,141.31	0.00
21000	3100	54313	Maintenance & Repair - Vehicles	\$25,000.00	\$0.00	\$25,000.00	\$1,276.46	\$10,296.89	\$15,290.50	(\$587.39)	0.00
21000	3100	54411	Electricity	\$100,000.00	\$0.00	\$100,000.00	\$0.00	\$0.00	\$0.00	\$100,000.00	0.00
21000	3100	54412	Natural Gas (Buildings)	\$40,000.00	\$0.00	\$40,000.00	\$0.00	\$0.00	\$0.00	\$40,000.00	0.00
21000	3100	54415	Water/Sewage	\$35,000.00	\$0.00	\$35,000.00	\$0.00	\$16,050.00	\$8,200.00	\$10,750.00	0.00
21000	3100	54416	Communication Services	\$30,000.00	\$0.00	\$30,000.00	\$2,135.47	\$6,232.25	\$6,767.75	\$17,000.00	0.00
21000	3100	55813	Employee Travel - Non-Teachers	\$60,000.00	\$0.00	\$60,000.00	\$8,031.81	\$16,275.67	\$4,918.42	\$38,805.91	0.00
21000	3100	55915	Other Contract Services	\$170,000.00	\$0.00	\$170,000.00	\$14,891.32	\$35,191.77	\$67,180.70	\$67,627.53	0.00
21000	3100	56113	Software	\$5,000.00	\$0.00	\$5,000.00	\$0.00	\$0.00	\$0.00	\$5,000.00	0.00
21000	3100	56116	Food	\$8,064,741.00	\$0.00	\$8,064,741.00	\$1,149,127.04	\$2,665,042.35	\$1,554,064.71	\$3,845,633.94	0.00
21000	3100	56117	Non-Food	\$600,000.00	\$0.00	\$600,000.00	\$76,551.80	\$240,352.86	\$217,936.77	\$141,710.37	0.00
21000	3100	56118	General Supplies and Materials	\$75,000.00	\$0.00	\$75,000.00	\$8,438.91	\$109,652.92	\$8,030.71	(\$42,683.63)	0.00
21000	3100	57311	Vehicles General	\$0.00	\$0.00	\$0.00	\$0.00	\$51,897.60	\$0.00	(\$51,897.60)	0.00
21000	3100	57331	Fixed Assets (more than \$5,000)	\$150,000.00	\$0.00	\$150,000.00	\$0.00	\$19,100.00	\$0.00	\$130,900.00	0.00
21000	3100	57332	Supply Assets (\$5,000 or less)	\$75,000.00	\$0.00	\$75,000.00	\$14,699.86	\$24,857.36	\$0.00	\$50,142.64	0.00
21000	3100		SUBTOTAL Food Services Operations	\$13,600,241.00	\$0.00	\$13,600,241.00	\$2,101,458.17	\$5,439,676.24	\$2,751,649.56	\$5,408,915.20	187.00
21000	3000		SUBTOTAL Operation of Non-Instructional Services	\$13,600,241.00	\$0.00	\$13,600,241.00	\$2,101,458.17	\$5,439,676.24	\$2,751,649.56	\$5,408,915.20	187.00
21000			TOTAL Food Services	\$13,600,241.00	\$0.00	\$13,600,241.00	\$2,101,458.17	\$5,439,676.24	\$2,751,649.56	\$5,408,915.20	187.00
22000			Athletics								
	1000		Instruction								
22000	1000	53330	Professional Development	\$10,200.00	\$0.00	\$10,200.00	\$0.00	\$0.00	\$0.00	\$10,200.00	0.00
22000	1000	53711	Other Charges	\$26,000.00	\$0.00	\$26,000.00	\$3,165.61	\$14,741.64	\$0.05	\$11,258.31	0.00
22000	1000	54311	Maintenance & Repair - Furniture/Fixtures/Equipment	\$5,500.00	\$0.00	\$5,500.00	\$1,006.54	\$1,797.47	\$934.11	\$2,768.42	0.00
22000	1000	55813	Employee Travel - Non-Teachers	\$1,000.00	\$0.00	\$1,000.00	\$0.00	\$0.00	\$0.00	\$1,000.00	0.00
22000	1000	55817	Student Travel	\$105,000.00	\$0.00	\$105,000.00	\$400.00	\$400.00	\$0.00	\$104,600.00	0.00
22000	1000	55915	Other Contract Services	\$5,000.00	\$0.00	\$5,000.00	\$0.00	\$0.00	\$0.00	\$5,000.00	0.00
22000	1000	56118	General Supplies and Materials	\$115,851.00	\$0.00	\$115,851.00	\$394.18	\$1,786.12	\$1,070.00	\$112,994.88	0.00
22000	1000	57332	Supply Assets (\$5,000 or less)	\$25,000.00	\$0.00	\$25,000.00	\$0.00	\$0.00	\$0.00	\$25,000.00	0.00
22000	1000		SUBTOTAL Instruction	\$293,551.00	\$0.00	\$293,551.00	\$4,966.33	\$18,725.23	\$2,004.16	\$272,821.61	0.00
22000			TOTAL Athletics	\$293,551.00	\$0.00	\$293,551.00	\$4,966.33	\$18,725.23	\$2,004.16	\$272,821.61	0.00
23000			Non-Instructional Support								
	1000		Instruction								
		51100	Salaries Expense								
23000	1000	51100	1624 Activities Salary	\$95,000.00	\$0.00	\$95,000.00	\$243.74	\$668.64	\$236.25	\$94,095.11	4.00
23000	1000	51100	SUBTOTAL Salaries Expense	\$95,000.00	\$0.00	\$95,000.00	\$243.74	\$668.64	\$236.25	\$94,095.11	4.00
		51200	Overtime Expense								
23000	1000	51200	1624 Activities Salary	\$2,000.00	\$0.00	\$2,000.00	\$207.92	\$471.65	\$0.00	\$1,528.35	0.00

State of New Mexico
Public School Operating Budget - Actuals Expenditure Rollup Report
Gadsden 2013-2014 - Third Quarter (Jan - Mar) - Expenditure
Submitted

Fund	Func	Obj	Job	Description	Budget	Adjustments	Adjusted Budget	Current Period	YTD	Encumbrance	Budget Balance	FTE
23000	1000	51200		<i>SUBTOTAL Overtime Expense</i>	\$2,000.00	\$0.00	\$2,000.00	\$207.92	\$471.65	\$0.00	\$1,528.35	0.00
		51300		Additional Compensation								
23000	1000	51300	1624	Activities Salary	\$1,000.00	\$0.00	\$1,000.00	\$0.00	\$0.00	\$0.00	\$1,000.00	0.00
23000	1000	51300		<i>SUBTOTAL Additional Compensation</i>	\$1,000.00	\$0.00	\$1,000.00	\$0.00	\$0.00	\$0.00	\$1,000.00	0.00
23000	1000	52111		Educational Retirement	\$12,000.00	\$0.00	\$12,000.00	\$33.57	\$71.91	\$0.00	\$11,928.09	0.00
23000	1000	52112		ERA - Retiree Health	\$1,800.00	\$0.00	\$1,800.00	\$5.12	\$10.95	\$0.00	\$1,789.05	0.00
23000	1000	52210		FICA Payments	\$6,300.00	\$0.00	\$6,300.00	\$27.09	\$69.18	\$14.65	\$6,216.17	0.00
23000	1000	52220		Medicare Payments	\$1,500.00	\$0.00	\$1,500.00	\$6.34	\$16.17	\$3.43	\$1,480.40	0.00
23000	1000	52311		Health and Medical Premiums	\$14,500.00	\$0.00	\$14,500.00	\$0.00	\$0.00	\$0.00	\$14,500.00	0.00
23000	1000	52312		Life	\$350.00	\$0.00	\$350.00	\$0.00	\$0.00	\$0.00	\$350.00	0.00
23000	1000	52313		Dental	\$1,500.00	\$0.00	\$1,500.00	\$0.00	\$0.00	\$0.00	\$1,500.00	0.00
23000	1000	52314		Vision	\$300.00	\$0.00	\$300.00	\$0.00	\$0.00	\$0.00	\$300.00	0.00
23000	1000	52500		Unemployment Compensation	\$200.00	\$0.00	\$200.00	\$1.01	\$2.51	\$0.49	\$197.00	0.00
23000	1000	52710		Workers Compensation Premium	\$1,600.00	\$0.00	\$1,600.00	\$6.95	\$17.52	\$3.49	\$1,578.99	0.00
23000	1000	52720		Workers Compensation Employer's Fee	\$100.00	\$0.00	\$100.00	\$0.00	\$0.00	\$0.00	\$100.00	0.00
23000	1000	53330		Professional Development	\$2,300.00	\$0.00	\$2,300.00	\$430.00	\$430.00	\$0.00	\$1,870.00	0.00
23000	1000	53711		Other Charges	\$35,000.00	\$0.00	\$35,000.00	\$13,140.84	\$23,491.81	\$3,765.20	\$7,742.99	0.00
23000	1000	55813		Employee Travel - Non-Teachers	\$1,500.00	\$0.00	\$1,500.00	\$0.00	\$170.00	\$0.00	\$1,330.00	0.00
23000	1000	55817		Student Travel	\$150,000.00	\$0.00	\$150,000.00	\$6,987.18	\$16,950.36	\$7,896.19	\$125,153.45	0.00
23000	1000	55819		Employee Travel - Teachers	\$1,400.00	\$0.00	\$1,400.00	\$0.00	\$1,972.99	\$0.00	(\$572.99)	0.00
23000	1000	55915		Other Contract Services	\$11,500.00	\$0.00	\$11,500.00	\$3,022.25	\$8,136.90	\$4,898.20	(\$1,535.10)	0.00
23000	1000	56118		General Supplies and Materials	\$483,793.00	\$0.00	\$483,793.00	\$89,367.23	\$271,430.06	\$53,804.16	\$158,558.78	0.00
23000	1000	57331		Fixed Assets (more than \$5,000)	\$10,000.00	\$0.00	\$10,000.00	\$0.00	\$0.00	\$0.00	\$10,000.00	0.00
23000	1000	57332		Supply Assets (\$5,000 or less)	\$33,000.00	\$0.00	\$33,000.00	\$4,805.02	\$9,759.80	\$2,171.56	\$21,068.64	0.00
23000	1000			SUBTOTAL Instruction	\$866,643.00	\$0.00	\$866,643.00	\$118,284.26	\$333,670.45	\$72,793.62	\$460,178.93	4.00
23000				TOTAL Non-Instructional Support	\$866,643.00	\$0.00	\$866,643.00	\$118,284.26	\$333,670.45	\$72,793.62	\$460,178.93	4.00
24000				Federal Flow-through Grants								
24101				Title I - IASA								
	1000			Instruction								
		51100		Salaries Expense								
24101	1000	51100	1411	Teachers-Grades 1-12	\$3,691,813.00	\$0.00	\$3,691,813.00	\$688,823.37	\$1,907,061.76	\$866,816.19	\$917,935.05	59.28
24101	1000	51100	1610	Substitutes Professional Development	\$25,000.00	\$0.00	\$25,000.00	\$52.50	\$105.00	\$0.00	\$24,895.00	0.00
24101	1000	51100	1621	Summer School/After School	\$0.00	\$0.00	\$0.00	(\$300.00)	\$0.00	\$0.00	\$0.00	0.00
24101	1000	51100	1711	Instructional Assistants-Grades 1-12	\$293,001.00	\$0.00	\$293,001.00	\$20,194.88	\$57,760.82	\$27,954.45	\$207,285.73	7.00
24101	1000	51100		SUBTOTAL Salaries Expense	\$4,009,814.00	\$0.00	\$4,009,814.00	\$708,770.75	\$1,964,927.58	\$894,770.64	\$1,150,115.78	66.28
		51300		Additional Compensation								
24101	1000	51300	1411	Teachers-Grades 1-12	\$275,000.00	\$0.00	\$275,000.00	\$61,896.94	\$138,373.53	\$82,240.99	\$54,385.48	0.00
24101	1000	51300		SUBTOTAL Additional Compensation	\$275,000.00	\$0.00	\$275,000.00	\$61,896.94	\$138,373.53	\$82,240.99	\$54,385.48	0.00
24101	1000	52111		Educational Retirement	\$528,912.00	\$0.00	\$528,912.00	\$101,384.23	\$276,257.73	\$128,478.21	\$124,176.06	0.00

State of New Mexico
Public School Operating Budget - Actuals Expenditure Rollup Report
Gadsden 2013-2014 - Third Quarter (Jan - Mar) - Expenditure
Submitted

Fund	Func	Obj	Job Description	Budget	Adjustments	Adjusted Budget	Current Period	YTD	Encumbrance	Budget Balance	FTE
24101	1000	52112	ERA - Retiree Health	\$85,308.00	\$0.00	\$85,308.00	\$15,418.23	\$42,067.94	\$19,538.59	\$23,701.47	0.00
24101	1000	52210	FICA Payments	\$264,456.00	\$0.00	\$264,456.00	\$44,581.67	\$121,579.59	\$56,474.59	\$86,401.82	0.00
24101	1000	52220	Medicare Payments	\$57,780.00	\$0.00	\$57,780.00	\$10,426.75	\$28,434.82	\$13,208.15	\$16,137.03	0.00
24101	1000	52311	Health and Medical Premiums	\$300,000.00	\$0.00	\$300,000.00	\$60,198.87	\$171,636.83	\$76,284.26	\$52,078.91	0.00
24101	1000	52312	Life	\$4,000.00	\$0.00	\$4,000.00	\$872.90	\$2,389.22	\$1,092.86	\$517.92	0.00
24101	1000	52313	Dental	\$19,000.00	\$0.00	\$19,000.00	\$4,300.16	\$11,508.22	\$5,434.43	\$2,057.35	0.00
24101	1000	52314	Vision	\$2,800.00	\$0.00	\$2,800.00	\$575.26	\$1,555.36	\$725.88	\$518.76	0.00
24101	1000	52315	Disability	\$2,100.00	\$0.00	\$2,100.00	\$517.01	\$1,457.46	\$632.39	\$10.15	0.00
24101	1000	52500	Unemployment Compensation	\$5,500.00	\$1,250.00	\$6,750.00	\$1,620.72	\$4,421.74	\$2,053.87	\$274.39	0.00
24101	1000	52710	Workers Compensation Premium	\$50,000.00	\$0.00	\$50,000.00	\$11,371.63	\$31,026.68	\$14,409.50	\$4,563.82	0.00
24101	1000	52720	Workers Compensation Employer's Fee	\$1,000.00	\$0.00	\$1,000.00	\$141.37	\$418.67	\$139.59	\$441.74	0.00
24101	1000	53330	Professional Development	\$0.00	\$124,383.00	\$124,383.00	\$0.00	\$0.00	\$0.00	\$124,383.00	0.00
24101	1000	53414	Other Services	\$150,744.00	\$0.00	\$150,744.00	\$760.50	\$760.50	\$84.50	\$149,899.00	0.00
24101	1000	53711	Other Charges	\$2,800.00	\$0.00	\$2,800.00	\$513.96	\$513.96	\$3,733.65	(\$1,447.61)	0.00
24101	1000	55817	Student Travel	\$100,000.00	\$125,000.00	\$225,000.00	\$31,797.84	\$111,551.68	\$113,448.32	\$0.00	0.00
24101	1000	55819	Employee Travel - Teachers	\$5,000.00	\$0.00	\$5,000.00	\$0.00	\$23.09	\$0.00	\$4,976.91	0.00
24101	1000	55915	Other Contract Services	\$500.00	\$4,500.00	\$5,000.00	\$1,458.25	\$2,029.50	\$975.50	\$1,995.00	0.00
24101	1000	56113	Software	\$500.00	\$750,000.00	\$750,500.00	\$0.00	\$0.00	\$565,789.42	\$184,710.58	0.00
24101	1000	56118	General Supplies and Materials	\$100,000.00	\$946,422.00	\$1,046,422.00	\$36,587.05	\$47,449.05	\$500,197.30	\$498,775.65	0.00
24101	1000	57331	Fixed Assets (more than \$5,000)	\$0.00	\$420,000.00	\$420,000.00	\$0.00	\$0.00	\$0.00	\$420,000.00	0.00
24101	1000	57332	Supply Assets (\$5,000 or less)	\$1,000.00	\$1,000.00	\$2,000.00	\$43,056.00	\$43,056.00	\$15,569.28	(\$56,625.28)	0.00
24101	1000		SUBTOTAL Instruction	\$5,966,214.00	\$2,372,555.00	\$8,338,769.00	\$1,136,250.09	\$3,001,439.15	\$2,495,281.92	\$2,842,047.93	66.28
	2000		Support Services								
	2100		Support Services-Students								
		51100	Salaries Expense								
24101	2100	51100	1211 Coordinator/Subject Matter Specialist	\$114,529.00	\$0.00	\$114,529.00	\$28,909.26	\$86,727.78	\$28,909.22	(\$1,108.00)	2.00
24101	2100	51100	1214 Guidance Counselors/Social Workers	\$343,587.00	(\$100,000.00)	\$243,587.00	\$78,866.74	\$259,057.63	\$89,682.12	(\$105,152.75)	9.00
24101	2100	51100	1218 School/Student Support	\$229,058.00	\$0.00	\$229,058.00	\$25,033.44	\$70,928.08	\$29,205.66	\$128,924.26	6.00
24101	2100	51100	SUBTOTAL Salaries Expense	\$687,174.00	(\$100,000.00)	\$587,174.00	\$132,809.44	\$416,713.49	\$147,797.00	\$22,663.51	17.00
24101	2100	52111	Educational Retirement	\$90,363.00	\$0.00	\$90,363.00	\$17,464.51	\$54,798.13	\$19,435.37	\$16,129.50	0.00
24101	2100	52112	ERA - Retiree Health	\$13,743.00	\$0.00	\$13,743.00	\$2,656.23	\$8,334.46	\$2,955.97	\$2,452.57	0.00
24101	2100	52210	FICA Payments	\$42,605.00	\$0.00	\$42,605.00	\$7,421.28	\$23,349.78	\$8,184.86	\$11,070.36	0.00
24101	2100	52220	Medicare Payments	\$9,964.00	\$0.00	\$9,964.00	\$1,735.69	\$5,461.02	\$1,914.24	\$2,588.74	0.00
24101	2100	52311	Health and Medical Premiums	\$100,000.00	\$0.00	\$100,000.00	\$22,786.80	\$68,301.16	\$27,001.98	\$4,696.86	0.00
24101	2100	52312	Life	\$1,500.00	\$0.00	\$1,500.00	\$214.14	\$666.18	\$242.05	\$591.77	0.00
24101	2100	52313	Dental	\$7,000.00	\$0.00	\$7,000.00	\$1,326.22	\$4,112.99	\$1,445.89	\$1,441.12	0.00
24101	2100	52314	Vision	\$1,000.00	\$0.00	\$1,000.00	\$93.96	\$314.38	\$105.38	\$580.24	0.00
24101	2100	52315	Disability	\$700.00	\$0.00	\$700.00	\$109.98	\$379.31	\$128.31	\$192.38	0.00
24101	2100	52500	Unemployment Compensation	\$1,000.00	\$200.00	\$1,200.00	\$278.87	\$875.02	\$310.34	\$14.64	0.00
24101	2100	52710	Workers Compensation Premium	\$10,000.00	\$0.00	\$10,000.00	\$1,959.05	\$6,146.78	\$2,180.12	\$1,673.10	0.00
24101	2100	52720	Workers Compensation Employer's Fee	\$300.00	\$0.00	\$300.00	\$34.50	\$110.47	\$34.50	\$155.03	0.00
24101	2100	53330	Professional Development	\$1,000.00	\$539.00	\$1,539.00	\$340.00	\$1,043.00	\$639.00	(\$143.00)	0.00

State of New Mexico
Public School Operating Budget - Actuals Expenditure Rollup Report
Gadsden 2013-2014 - Third Quarter (Jan - Mar) - Expenditure
Submitted

Fund	Func	Obj	Job Description	Budget	Adjustments	Adjusted Budget	Current Period	YTD	Encumbrance	Budget Balance	FTE
24101	2100	53414	Other Services	\$1,000.00	(\$200.00)	\$800.00	\$800.00	\$800.00	\$0.00	\$0.00	0.00
24101	2100	53711	Other Charges	\$1,000.00	(\$735.00)	\$265.00	\$0.00	\$264.50	\$0.00	\$0.50	0.00
24101	2100	54620	Rental - Equipment and Vehicles	\$50.00	\$0.00	\$50.00	\$0.00	\$0.00	\$0.00	\$50.00	0.00
24101	2100	55813	Employee Travel - Non-Teachers	\$13,000.00	\$2,000.00	\$15,000.00	\$4,242.69	\$7,667.12	\$2,183.20	\$5,149.68	0.00
24101	2100	56118	General Supplies and Materials	\$2,000.00	(\$1,540.00)	\$460.00	\$0.00	\$459.33	\$0.00	\$0.67	0.00
24101	2100	57331	Fixed Assets (more than \$5,000)	\$0.00	\$75,000.00	\$75,000.00	\$0.00	\$37,916.00	\$36,474.00	\$610.00	0.00
24101	2100		SUBTOTAL Support Services-Students	\$983,399.00	(\$24,736.00)	\$958,663.00	\$194,273.36	\$637,713.12	\$251,032.21	\$69,917.67	17.00
	2200		Support Services-Instruction								
		51100	Salaries Expense								
24101	2200	51100	1211 Coordinator/Subject Matter Specialist	\$63,436.00	\$0.00	\$63,436.00	\$15,255.60	\$45,766.80	\$15,255.63	\$2,413.57	0.85
24101	2200	51100	1213 Library/Media Assistants	\$29,146.00	\$0.00	\$29,146.00	\$0.00	\$0.00	\$0.00	\$29,146.00	0.00
24101	2200	51100	1217 Secretarial/Clerical/Technical Assistants	\$248,598.00	(\$100,000.00)	\$148,598.00	\$42,260.06	\$119,686.75	\$44,951.47	(\$16,040.22)	9.10
24101	2200	51100	SUBTOTAL Salaries Expense	\$341,180.00	(\$100,000.00)	\$241,180.00	\$57,515.66	\$165,453.55	\$60,207.10	\$15,519.35	9.95
24101	2200	52111	Educational Retirement	\$44,865.00	\$0.00	\$44,865.00	\$7,563.38	\$21,757.31	\$7,917.33	\$15,190.36	0.00
24101	2200	52112	ERA - Retiree Health	\$6,824.00	\$0.00	\$6,824.00	\$1,150.33	\$3,309.08	\$1,204.16	\$2,310.76	0.00
24101	2200	52210	FICA Payments	\$21,153.00	\$0.00	\$21,153.00	\$3,075.44	\$8,899.87	\$3,235.73	\$9,017.40	0.00
24101	2200	52220	Medicare Payments	\$4,947.00	\$0.00	\$4,947.00	\$719.37	\$2,081.59	\$756.86	\$2,108.55	0.00
24101	2200	52311	Health and Medical Premiums	\$45,000.00	\$7,000.00	\$52,000.00	\$13,644.78	\$36,273.38	\$14,315.21	\$1,411.41	0.00
24101	2200	52312	Life	\$600.00	\$0.00	\$600.00	\$126.24	\$364.62	\$135.64	\$99.74	0.00
24101	2200	52313	Dental	\$4,000.00	\$0.00	\$4,000.00	\$849.30	\$2,291.70	\$872.66	\$835.64	0.00
24101	2200	52314	Vision	\$700.00	\$0.00	\$700.00	\$141.18	\$380.52	\$148.10	\$171.38	0.00
24101	2200	52315	Disability	\$500.00	\$0.00	\$500.00	\$33.72	\$79.14	\$39.34	\$381.52	0.00
24101	2200	52500	Unemployment Compensation	\$500.00	\$0.00	\$500.00	\$120.81	\$347.52	\$126.46	\$26.02	0.00
24101	2200	52710	Workers Compensation Premium	\$5,500.00	\$0.00	\$5,500.00	\$848.19	\$2,439.97	\$887.89	\$2,172.14	0.00
24101	2200	52720	Workers Compensation Employer's Fee	\$300.00	\$0.00	\$300.00	\$20.60	\$59.50	\$20.58	\$219.92	0.00
24101	2200	53330	Professional Development	\$2,500.00	\$0.00	\$2,500.00	\$0.00	\$122.36	\$105.00	\$2,272.64	0.00
24101	2200	53414	Other Services	\$100.00	\$0.00	\$100.00	\$0.00	\$0.00	\$0.00	\$100.00	0.00
24101	2200	53711	Other Charges	\$200.00	\$0.00	\$200.00	\$0.00	\$0.00	\$0.00	\$200.00	0.00
24101	2200	54311	Maintenance & Repair - Furniture/Fixtures/Equipment	\$31,000.00	\$20,000.00	\$51,000.00	\$9,561.46	\$14,776.84	\$16,222.21	\$20,000.95	0.00
24101	2200	55813	Employee Travel - Non-Teachers	\$1,000.00	\$0.00	\$1,000.00	\$156.91	\$322.99	\$0.00	\$677.01	0.00
24101	2200	56118	General Supplies and Materials	\$5,000.00	\$15,000.00	\$20,000.00	\$0.00	\$2,030.00	\$0.00	\$17,970.00	0.00
24101	2200		SUBTOTAL Support Services-Instruction	\$515,869.00	(\$58,000.00)	\$457,869.00	\$95,527.37	\$260,989.94	\$106,194.27	\$90,684.79	9.95
	2300		Support Services-General Administration								
24101	2300	53713	Indirect Costs - Program Administration	\$140,977.00	\$34,975.00	\$175,952.00	\$24,496.78	\$66,645.03	\$0.00	\$109,306.97	0.00
24101	2300		SUBTOTAL Support Services-General Administration	\$140,977.00	\$34,975.00	\$175,952.00	\$24,496.78	\$66,645.03	\$0.00	\$109,306.97	0.00
	2400		Support Services-School Administration								
24101	2400	53330	Professional Development	\$500.00	(\$500.00)	\$0.00	\$0.00	\$0.00	\$0.00	\$0.00	0.00

State of New Mexico
Public School Operating Budget - Actuals Expenditure Rollup Report
Gadsden 2013-2014 - Third Quarter (Jan - Mar) - Expenditure
Submitted

Fund	Func	Obj	Job	Description	Budget	Adjustments	Adjusted Budget	Current Period	YTD	Encumbrance	Budget Balance	FTE
24101	2400			SUBTOTAL Support Services-School Administration	\$500.00	(\$500.00)	\$0.00	\$0.00	\$0.00	\$0.00	\$0.00	0.00
	2500			Central Services								
		51100		Salaries Expense								
24101	2500	51100	1511	Data Processing	\$200,000.00	\$0.00	\$200,000.00	\$42,868.28	\$130,613.12	\$37,939.20	\$31,447.68	7.00
24101	2500	51100		SUBTOTAL Salaries Expense	\$200,000.00	\$0.00	\$200,000.00	\$42,868.28	\$130,613.12	\$37,939.20	\$31,447.68	7.00
24101	2500	52111		Educational Retirement	\$26,300.00	\$0.00	\$26,300.00	\$5,639.27	\$17,177.87	\$4,989.04	\$4,133.09	0.00
24101	2500	52112		ERA - Retiree Health	\$4,000.00	\$0.00	\$4,000.00	\$857.78	\$2,612.90	\$758.88	\$628.22	0.00
24101	2500	52210		FICA Payments	\$12,400.00	\$0.00	\$12,400.00	\$2,520.39	\$7,718.73	\$2,210.16	\$2,471.11	0.00
24101	2500	52220		Medicare Payments	\$2,900.00	\$0.00	\$2,900.00	\$589.57	\$1,805.57	\$517.02	\$577.41	0.00
24101	2500	52311		Health and Medical Premiums	\$11,000.00	\$0.00	\$11,000.00	\$2,522.88	\$7,464.48	\$2,522.88	\$1,012.64	0.00
24101	2500	52312		Life	\$500.00	\$0.00	\$500.00	\$96.35	\$293.75	\$84.60	\$121.65	0.00
24101	2500	52313		Dental	\$1,000.00	\$0.00	\$1,000.00	\$199.74	\$595.34	\$199.74	\$204.92	0.00
24101	2500	52314		Vision	\$500.00	\$0.00	\$500.00	\$63.06	\$189.18	\$63.06	\$247.76	0.00
24101	2500	52315		Disability	\$100.00	\$0.00	\$100.00	\$23.76	\$70.68	\$23.76	\$5.56	0.00
24101	2500	52500		Unemployment Compensation	\$300.00	\$76.00	\$376.00	\$89.92	\$273.98	\$79.56	\$22.46	0.00
24101	2500	52710		Workers Compensation Premium	\$2,000.00	\$700.00	\$2,700.00	\$632.72	\$1,927.33	\$559.79	\$212.88	0.00
24101	2500	52720		Workers Compensation Employer's Fee	\$150.00	\$0.00	\$150.00	\$13.80	\$45.82	\$13.80	\$90.38	0.00
24101	2500	56118		General Supplies and Materials	\$13,397.00	(\$13,397.00)	\$0.00	\$0.00	\$0.00	\$0.00	\$0.00	0.00
24101	2500			SUBTOTAL Central Services	\$274,547.00	(\$12,621.00)	\$261,926.00	\$56,117.52	\$170,788.75	\$49,961.49	\$41,175.76	7.00
	2600			Operation & Maintenance of Plant								
24101	2600	54313		Maintenance & Repair - Vehicles	\$3,000.00	\$0.00	\$3,000.00	\$0.00	\$0.00	\$0.00	\$3,000.00	0.00
24101	2600	54416		Communication Services	\$7,000.00	\$8,000.00	\$15,000.00	\$2,065.20	\$5,081.05	\$3,816.85	\$6,102.10	0.00
24101	2600	56118		General Supplies and Materials	\$3,000.00	\$0.00	\$3,000.00	\$60.00	\$636.87	\$0.00	\$2,363.13	0.00
24101	2600	56215		Tires/Tubes	\$1,500.00	\$0.00	\$1,500.00	\$0.00	\$0.00	\$0.00	\$1,500.00	0.00
24101	2600			SUBTOTAL Operation & Maintenance of Plant	\$14,500.00	\$8,000.00	\$22,500.00	\$2,125.20	\$5,717.92	\$3,816.85	\$12,965.23	0.00
	2700			Student Transportation								
24101	2700	55112		Transportation Contractors	\$165,000.00	(\$165,000.00)	\$0.00	\$0.00	\$0.00	\$0.00	\$0.00	0.00
24101	2700			SUBTOTAL Student Transportation	\$165,000.00	(\$165,000.00)	\$0.00	\$0.00	\$0.00	\$0.00	\$0.00	0.00
24101	2000			SUBTOTAL Support Services	\$2,094,792.00	(\$217,882.00)	\$1,876,910.00	\$372,540.23	\$1,141,854.76	\$411,004.82	\$324,050.42	33.95
24101				TOTAL Title I - IASA	\$8,061,006.00	\$2,154,673.00	\$10,215,679.00	\$1,508,790.32	\$4,143,293.91	\$2,906,286.74	\$3,166,098.35	100.23
24103				Migrant Children Education Instruction								
	1000			Salaries Expense								
24103	1000	51100	1711	Instructional Assistants-Grades 1-12	\$20,000.00	\$0.00	\$20,000.00	\$0.00	\$0.00	\$0.00	\$20,000.00	0.00
24103	1000	51100		SUBTOTAL Salaries Expense	\$20,000.00	\$0.00	\$20,000.00	\$0.00	\$0.00	\$0.00	\$20,000.00	0.00
		51300		Additional Compensation								

State of New Mexico
Public School Operating Budget - Actuals Expenditure Rollup Report
Gadsden 2013-2014 - Third Quarter (Jan - Mar) - Expenditure
Submitted

Fund	Func	Obj	Job	Description	Budget	Adjustments	Adjusted Budget	Current Period	YTD	Encumbrance	Budget Balance	FTE
24103	1000	51300	1621	Summer School/After School	\$0.00	\$0.00	\$0.00	\$400.00	\$400.00	\$531.25	(\$931.25)	0.00
24103	1000	51300		SUBTOTAL Additional Compensation	\$0.00	\$0.00	\$0.00	\$400.00	\$400.00	\$531.25	(\$931.25)	0.00
24103	1000	52111		Educational Retirement	\$2,630.00	\$0.00	\$2,630.00	\$52.60	\$52.60	\$69.87	\$2,507.53	0.00
24103	1000	52112		ERA - Retiree Health	\$400.00	\$0.00	\$400.00	\$8.00	\$8.00	\$10.63	\$381.37	0.00
24103	1000	52210		FICA Payments	\$1,240.00	\$0.00	\$1,240.00	\$23.80	\$23.80	\$30.16	\$1,186.04	0.00
24103	1000	52220		Medicare Payments	\$290.00	\$0.00	\$290.00	\$5.57	\$5.57	\$7.05	\$277.38	0.00
24103	1000	52311		Health and Medical Premiums	\$300.00	\$0.00	\$300.00	\$0.00	\$0.00	\$0.00	\$300.00	0.00
24103	1000	52312		Life	\$100.00	\$0.00	\$100.00	\$0.00	\$0.00	\$0.00	\$100.00	0.00
24103	1000	52313		Dental	\$100.00	\$0.00	\$100.00	\$0.00	\$0.00	\$0.00	\$100.00	0.00
24103	1000	52314		Vision	\$100.00	\$0.00	\$100.00	\$0.00	\$0.00	\$0.00	\$100.00	0.00
24103	1000	52315		Disability	\$300.00	\$0.00	\$300.00	\$0.00	\$0.00	\$0.00	\$300.00	0.00
24103	1000	52500		Unemployment Compensation	\$100.00	\$0.00	\$100.00	\$0.83	\$0.83	\$1.12	\$98.05	0.00
24103	1000	52710		Workers Compensation Premium	\$100.00	\$0.00	\$100.00	\$5.89	\$5.89	\$7.85	\$86.26	0.00
24103	1000	52720		Workers Compensation Employer's Fee	\$30.00	\$0.00	\$30.00	\$0.51	\$0.51	\$0.00	\$29.49	0.00
24103	1000	53414		Other Services	\$500.00	\$0.00	\$500.00	\$0.00	\$0.00	\$0.00	\$500.00	0.00
24103	1000	56118		General Supplies and Materials	\$3,600.00	\$5,076.00	\$8,676.00	\$0.00	\$0.00	\$0.00	\$8,676.00	0.00
24103	1000	57332		Supply Assets (\$5,000 or less)	\$2,000.00	\$1,000.00	\$3,000.00	\$0.00	\$0.00	\$0.00	\$3,000.00	0.00
24103	1000	2000		SUBTOTAL Instruction Support Services	\$31,790.00	\$6,076.00	\$37,866.00	\$497.20	\$497.20	\$657.93	\$36,710.87	0.00
	2100	51100		Support Services-Students Salaries Expense								
24103	2100	51100	1214	Guidance Counselors/Social Workers	\$46,592.00	\$5,000.00	\$51,592.00	\$11,449.56	\$32,881.75	\$13,357.86	\$5,352.39	1.00
24103	2100	51100		SUBTOTAL Salaries Expense	\$46,592.00	\$5,000.00	\$51,592.00	\$11,449.56	\$32,881.75	\$13,357.86	\$5,352.39	1.00
24103	2100	52111		Educational Retirement	\$6,127.00	\$0.00	\$6,127.00	\$1,505.64	\$4,323.99	\$1,756.58	\$46.43	0.00
24103	2100	52112		ERA - Retiree Health	\$932.00	\$0.00	\$932.00	\$229.02	\$657.69	\$267.19	\$7.12	0.00
24103	2100	52210		FICA Payments	\$2,889.00	\$0.00	\$2,889.00	\$598.50	\$1,899.09	\$698.25	\$291.66	0.00
24103	2100	52220		Medicare Payments	\$676.00	\$0.00	\$676.00	\$139.98	\$444.16	\$163.31	\$68.53	0.00
24103	2100	52311		Health and Medical Premiums	\$0.00	\$0.00	\$0.00	\$2,522.88	\$2,792.87	\$2,943.36	(\$5,736.23)	0.00
24103	2100	52312		Life	\$100.00	\$0.00	\$100.00	\$14.10	\$36.76	\$16.45	\$46.79	0.00
24103	2100	52313		Dental	\$300.00	\$200.00	\$500.00	\$146.64	\$235.14	\$171.08	\$93.78	0.00
24103	2100	52314		Vision	\$100.00	\$0.00	\$100.00	\$25.44	\$45.08	\$29.68	\$25.24	0.00
24103	2100	52315		Disability	\$300.00	\$0.00	\$300.00	\$39.84	\$104.31	\$46.48	\$149.21	0.00
24103	2100	52500		Unemployment Compensation	\$100.00	\$0.00	\$100.00	\$24.06	\$69.08	\$28.07	\$2.85	0.00
24103	2100	52710		Workers Compensation Premium	\$700.00	\$0.00	\$700.00	\$168.90	\$485.06	\$197.05	\$17.89	0.00
24103	2100	52720		Workers Compensation Employer's Fee	\$30.00	\$0.00	\$30.00	\$2.30	\$6.08	\$2.30	\$21.62	0.00
24103	2100	53330		Professional Development	\$1,000.00	\$4,000.00	\$5,000.00	\$230.00	\$230.00	\$110.00	\$4,660.00	0.00
24103	2100	53414		Other Services	\$500.00	\$0.00	\$500.00	\$0.00	\$0.00	\$0.00	\$500.00	0.00
24103	2100	53711		Other Charges	\$100.00	\$0.00	\$100.00	\$0.00	\$0.00	\$0.00	\$100.00	0.00
24103	2100	55818		Other Travel - Non-Employees	\$0.00	\$2,000.00	\$2,000.00	\$0.00	\$0.00	\$0.00	\$2,000.00	0.00
24103	2100	56118		General Supplies and Materials	\$200.00	\$2,000.00	\$2,200.00	\$0.00	\$0.00	\$0.00	\$2,200.00	0.00
24103	2100	57332		Supply Assets (\$5,000 or less)	\$3,252.00	\$0.00	\$3,252.00	\$0.00	\$0.00	\$410.00	\$2,842.00	0.00

State of New Mexico
Public School Operating Budget - Actuals Expenditure Rollup Report
Gadsden 2013-2014 - Third Quarter (Jan - Mar) - Expenditure
Submitted

Fund	Func	Obj	Job Description	Budget	Adjustments	Adjusted Budget	Current Period	YTD	Encumbrance	Budget Balance	FTE
24103	2100		SUBTOTAL Support Services-Students	\$63,898.00	\$13,200.00	\$77,098.00	\$17,096.86	\$44,211.06	\$20,197.66	\$12,689.28	1.00
	2200		Support Services-Instruction								
		51100	Salaries Expense								
24103	2200	51100	1217 Secretarial/Clerical/Technical Assistants	\$7,192.00	\$200.00	\$7,392.00	\$1,805.46	\$5,416.38	\$1,805.48	\$170.14	0.35
24103	2200	51100	SUBTOTAL Salaries Expense	\$7,192.00	\$200.00	\$7,392.00	\$1,805.46	\$5,416.38	\$1,805.48	\$170.14	0.35
24103	2200	52111	Educational Retirement	\$946.00	\$10.00	\$956.00	\$237.42	\$712.26	\$237.42	\$6.32	0.00
24103	2200	52112	ERA - Retiree Health	\$144.00	\$5.00	\$149.00	\$36.12	\$108.36	\$36.12	\$4.52	0.00
24103	2200	52210	FICA Payments	\$446.00	\$0.00	\$446.00	\$111.36	\$334.12	\$111.37	\$0.51	0.00
24103	2200	52220	Medicare Payments	\$105.00	\$0.00	\$105.00	\$26.04	\$78.12	\$26.04	\$0.84	0.00
24103	2200	52312	Life	\$25.00	\$0.00	\$25.00	\$4.92	\$14.76	\$4.92	\$5.32	0.00
24103	2200	52313	Dental	\$0.00	\$100.00	\$100.00	\$21.42	\$63.86	\$21.42	\$14.72	0.00
24103	2200	52314	Vision	\$0.00	\$0.00	\$0.00	\$4.92	\$14.76	\$4.92	(\$19.68)	0.00
24103	2200	52500	Unemployment Compensation	\$50.00	\$0.00	\$50.00	\$3.78	\$11.34	\$3.78	\$34.88	0.00
24103	2200	52710	Workers Compensation Premium	\$300.00	\$150.00	\$450.00	\$26.64	\$79.92	\$26.64	\$343.44	0.00
24103	2200	52720	Workers Compensation Employer's Fee	\$15.00	\$0.00	\$15.00	\$0.81	\$2.43	\$0.80	\$11.77	0.00
24103	2200	53330	Professional Development	\$0.00	\$2,000.00	\$2,000.00	\$0.00	\$0.00	\$1,089.00	\$911.00	0.00
24103	2200	56118	General Supplies and Materials	\$200.00	\$500.00	\$700.00	\$0.00	\$0.00	\$0.00	\$700.00	0.00
24103	2200		SUBTOTAL Support Services-Instruction	\$9,423.00	\$2,965.00	\$12,388.00	\$2,278.89	\$6,836.31	\$3,367.91	\$2,183.78	0.35
	2300		Support Services-General Administration								
24103	2300	53713	Indirect Costs - Program Administration	\$1,889.00	\$376.00	\$2,265.00	\$327.91	\$866.99	\$0.00	\$1,398.01	0.00
24103	2300		SUBTOTAL Support Services-General Administration	\$1,889.00	\$376.00	\$2,265.00	\$327.91	\$866.99	\$0.00	\$1,398.01	0.00
	2600		Operation & Maintenance of Plant								
24103	2600	54416	Communication Services	\$1,000.00	\$500.00	\$1,500.00	\$0.00	\$1,000.00	\$0.00	\$500.00	0.00
24103	2600		SUBTOTAL Operation & Maintenance of Plant	\$1,000.00	\$500.00	\$1,500.00	\$0.00	\$1,000.00	\$0.00	\$500.00	0.00
24103	2000		SUBTOTAL Support Services	\$76,210.00	\$17,041.00	\$93,251.00	\$19,703.66	\$52,914.36	\$23,565.57	\$16,771.07	1.35
24103			TOTAL Migrant Children Education	\$108,000.00	\$23,117.00	\$131,117.00	\$20,200.86	\$53,411.56	\$24,223.50	\$53,481.94	1.35
24106	1000		Entitlement IDEA-B Instruction								
		51100	Salaries Expense								
24106	1000	51100	1412 Teachers- Special Education	\$334,000.00	\$25,000.00	\$359,000.00	\$87,315.72	\$242,980.33	\$109,295.27	\$6,724.40	9.64
24106	1000	51100	1610 Substitutes Professional Development	\$0.00	\$0.00	\$0.00	\$0.00	\$93.75	\$0.00	(\$93.75)	0.00
24106	1000	51100	1611 Substitutes-Sick Leave	\$5,500.00	\$0.00	\$5,500.00	\$432.99	\$1,384.77	\$159.95	\$3,955.28	0.00
24106	1000	51100	1612 Substitutes-Other Leave	\$50,000.00	\$0.00	\$50,000.00	\$16,028.57	\$42,589.96	\$3,589.23	\$3,820.81	0.00
24106	1000	51100	1712 Instructional Assistants-Special Education	\$270,000.00	\$25,000.00	\$295,000.00	\$87,636.64	\$237,422.35	\$112,857.72	(\$55,280.07)	31.50
24106	1000	51100	SUBTOTAL Salaries Expense	\$659,500.00	\$50,000.00	\$709,500.00	\$191,413.92	\$524,471.16	\$225,902.17	(\$40,873.33)	41.14

State of New Mexico
Public School Operating Budget - Actuals Expenditure Rollup Report
Gadsden 2013-2014 - Third Quarter (Jan - Mar) - Expenditure
Submitted

Fund	Func	Obj	Job	Description	Budget	Adjustments	Adjusted Budget	Current Period	YTD	Encumbrance	Budget Balance	FTE
		51200		Overtime Expense								
24106	1000	51200	1712	Instructional Assistants-Special Education	\$3,000.00	\$0.00	\$3,000.00	\$909.37	\$3,104.96	\$666.60	(\$771.56)	0.00
24106	1000	51200		SUBTOTAL Overtime Expense	\$3,000.00	\$0.00	\$3,000.00	\$909.37	\$3,104.96	\$666.60	(\$771.56)	0.00
		51300		Additional Compensation								
24106	1000	51300	1412	Teachers- Special Education	\$9,000.00	\$0.00	\$9,000.00	\$0.00	\$2,320.00	\$0.00	\$6,680.00	0.00
24106	1000	51300	1624	Activities Salary	\$0.00	\$0.00	\$0.00	\$759.00	\$1,157.31	\$490.50	(\$1,647.81)	0.00
24106	1000	51300	1712	Instructional Assistants-Special Education	\$400.00	\$0.00	\$400.00	\$406.95	\$2,192.44	\$0.00	(\$1,792.44)	0.00
24106	1000	51300		SUBTOTAL Additional Compensation	\$9,400.00	\$0.00	\$9,400.00	\$1,165.95	\$5,669.75	\$490.50	\$3,239.75	0.00
24106	1000	52111		Educational Retirement	\$76,000.00	\$0.00	\$76,000.00	\$23,230.89	\$64,308.27	\$28,983.62	(\$17,291.89)	0.00
24106	1000	52112		ERA - Retiree Health	\$14,000.00	\$0.00	\$14,000.00	\$3,533.34	\$9,781.06	\$4,408.29	(\$189.35)	0.00
24106	1000	52210		FICA Payments	\$44,000.00	\$0.00	\$44,000.00	\$11,137.57	\$30,958.22	\$12,651.74	\$390.04	0.00
24106	1000	52220		Medicare Payments	\$10,200.00	\$0.00	\$10,200.00	\$2,604.66	\$7,239.99	\$2,958.74	\$1.27	0.00
24106	1000	52311		Health and Medical Premiums	\$77,400.00	\$0.00	\$77,400.00	\$24,966.86	\$59,708.99	\$33,551.24	(\$15,860.23)	0.00
24106	1000	52312		Life	\$1,600.00	\$0.00	\$1,600.00	\$465.86	\$1,233.26	\$583.68	(\$216.94)	0.00
24106	1000	52313		Dental	\$6,200.00	\$0.00	\$6,200.00	\$1,761.38	\$4,521.28	\$2,266.92	(\$588.20)	0.00
24106	1000	52314		Vision	\$960.00	\$0.00	\$960.00	\$264.87	\$724.63	\$346.29	(\$110.92)	0.00
24106	1000	52315		Disability	\$608.00	\$0.00	\$608.00	\$156.30	\$450.40	\$197.97	(\$40.37)	0.00
24106	1000	52500		Unemployment Compensation	\$1,100.00	\$0.00	\$1,100.00	\$407.07	\$1,121.29	\$466.85	(\$488.14)	0.00
24106	1000	52710		Workers Compensation Premium	\$10,700.00	\$0.00	\$10,700.00	\$2,859.50	\$7,876.65	\$3,278.65	(\$455.30)	0.00
24106	1000	52720		Workers Compensation Employer's Fee	\$400.00	\$0.00	\$400.00	\$98.57	\$314.73	\$73.10	\$12.17	0.00
24106	1000	53330		Professional Development	\$23,259.00	\$0.00	\$23,259.00	\$342.04	\$9,202.40	\$16,646.00	(\$2,589.40)	0.00
24106	1000	53414		Other Services	\$1,000.00	\$0.00	\$1,000.00	\$242.00	\$854.73	\$1,209.27	(\$1,064.00)	0.00
24106	1000	53711		Other Charges	\$3,000.00	\$0.00	\$3,000.00	\$3,928.00	\$7,001.75	\$127.68	(\$4,129.43)	0.00
24106	1000	55813		Employee Travel - Non-Teachers	\$0.00	\$0.00	\$0.00	\$305.74	\$679.03	\$364.19	(\$1,043.22)	0.00
24106	1000	55817		Student Travel	\$7,000.00	\$50,000.00	\$57,000.00	\$4,036.24	\$5,066.75	\$18,465.00	\$33,468.25	0.00
24106	1000	55818		Other Travel - Non-Employees	\$6,000.00	\$0.00	\$6,000.00	\$831.85	\$2,269.67	\$1,535.93	\$2,194.40	0.00
24106	1000	55819		Employee Travel - Teachers	\$3,000.00	\$0.00	\$3,000.00	\$705.19	\$1,516.48	\$1,904.09	(\$420.57)	0.00
24106	1000	55915		Other Contract Services	\$200.00	\$0.00	\$200.00	\$0.00	\$0.00	\$102.00	\$98.00	0.00
24106	1000	56112		Other Textbooks	\$7,500.00	\$0.00	\$7,500.00	\$0.00	\$369.53	\$87,795.99	(\$80,665.52)	0.00
24106	1000	56113		Software	\$32,000.00	\$0.00	\$32,000.00	\$8,139.40	\$23,816.20	\$12,800.00	(\$4,616.20)	0.00
24106	1000	56118		General Supplies and Materials	\$260,000.00	(\$106,394.00)	\$153,606.00	\$10,378.05	\$19,320.21	\$4,803.32	\$129,482.47	0.00
24106	1000	57331		Fixed Assets (more than \$5,000)	\$25,000.00	\$0.00	\$25,000.00	\$0.00	\$0.00	\$0.00	\$25,000.00	0.00
24106	1000	57332		Supply Assets (\$5,000 or less)	\$25,000.00	\$0.00	\$25,000.00	\$4,705.00	\$8,128.32	\$2,299.77	\$14,571.91	0.00
24106	1000			SUBTOTAL Instruction	\$1,308,027.00	(\$6,394.00)	\$1,301,633.00	\$298,589.62	\$799,709.71	\$464,879.60	\$37,043.69	41.14
		2000		Support Services								
		2100		Support Services-Students								
		51100		Salaries Expense								
24106	2100	51100	1211	Coordinator/Subject Matter Specialist	\$90,500.00	\$60,000.00	\$150,500.00	\$37,500.42	\$104,805.72	\$43,850.01	\$1,844.27	4.00
24106	2100	51100	1214	Guidance Counselors/Social Workers	\$96,500.00	\$1,500.00	\$98,000.00	\$23,490.00	\$66,555.00	\$31,319.84	\$125.16	2.29
24106	2100	51100	1215	Registered Nurses	\$75,000.00	\$0.00	\$75,000.00	\$17,450.89	\$43,284.83	\$20,655.89	\$11,059.28	2.00
24106	2100	51100	1216	Health Assistants	\$9,000.00	\$0.00	\$9,000.00	\$0.00	\$0.00	\$0.00	\$9,000.00	0.00

State of New Mexico
Public School Operating Budget - Actuals Expenditure Rollup Report
Gadsden 2013-2014 - Third Quarter (Jan - Mar) - Expenditure
Submitted

Fund	Func	Obj	Job Description	Budget	Adjustments	Adjusted Budget	Current Period	YTD	Encumbrance	Budget Balance	FTE
24106	2100	51100	1218 School/Student Support	\$33,000.00	\$0.00	\$33,000.00	\$8,130.78	\$24,176.88	\$8,130.72	\$692.40	1.00
24106	2100	51100	1311 Diagnosticians	\$0.00	\$75,000.00	\$75,000.00	\$19,059.96	\$52,396.78	\$22,236.70	\$366.52	1.24
24106	2100	51100	1312 Speech Therapists	\$0.00	\$0.00	\$0.00	\$391.32	\$978.30	\$521.70	(\$1,500.00)	0.01
24106	2100	51100	1317 Interpreters	\$40,000.00	\$0.00	\$40,000.00	\$9,501.88	\$34,961.31	\$10,965.28	(\$5,926.59)	3.00
24106	2100	51100	SUBTOTAL Salaries Expense	\$344,000.00	\$136,500.00	\$480,500.00	\$115,525.25	\$327,158.82	\$137,680.14	\$15,661.04	13.54
		51300	Additional Compensation								
24106	2100	51300	1214 Guidance Counselors/Social Workers	\$0.00	\$0.00	\$0.00	\$0.00	\$750.00	\$0.00	(\$750.00)	0.00
24106	2100	51300	1311 Diagnosticians	\$10,600.00	\$0.00	\$10,600.00	\$0.00	\$0.00	\$0.00	\$10,600.00	0.00
24106	2100	51300	1312 Speech Therapists	\$6,600.00	\$0.00	\$6,600.00	\$0.00	\$2,000.00	\$0.00	\$4,600.00	0.00
24106	2100	51300	1314 Physical/Recreational Therapists	\$250.00	\$0.00	\$250.00	\$0.00	\$0.00	\$0.00	\$250.00	0.00
24106	2100	51300	1315 Psychologists/Counselors	\$0.00	\$0.00	\$0.00	\$0.00	\$250.00	\$0.00	(\$250.00)	0.00
24106	2100	51300	SUBTOTAL Additional Compensation	\$17,450.00	\$0.00	\$17,450.00	\$0.00	\$3,000.00	\$0.00	\$14,450.00	0.00
24106	2100	52111	Educational Retirement	\$51,600.00	\$14,000.00	\$65,600.00	\$15,139.96	\$43,307.38	\$17,970.51	\$4,322.11	0.00
24106	2100	52112	ERA - Retiree Health	\$9,500.00	\$0.00	\$9,500.00	\$2,302.71	\$6,586.78	\$2,733.20	\$180.02	0.00
24106	2100	52210	FICA Payments	\$26,800.00	\$0.00	\$26,800.00	\$6,621.32	\$18,800.53	\$7,858.31	\$141.16	0.00
24106	2100	52220	Medicare Payments	\$6,300.00	\$0.00	\$6,300.00	\$1,548.71	\$4,397.12	\$1,838.04	\$64.84	0.00
24106	2100	52311	Health and Medical Premiums	\$49,500.00	\$0.00	\$49,500.00	\$10,629.96	\$33,258.84	\$12,160.86	\$4,080.30	0.00
24106	2100	52312	Life	\$615.00	\$0.00	\$615.00	\$125.04	\$391.85	\$167.15	\$56.00	0.00
24106	2100	52313	Dental	\$2,800.00	\$0.00	\$2,800.00	\$866.40	\$2,286.92	\$1,030.56	(\$517.48)	0.00
24106	2100	52314	Vision	\$365.00	\$0.00	\$365.00	\$98.58	\$252.83	\$120.17	(\$8.00)	0.00
24106	2100	52315	Disability	\$400.00	\$0.00	\$400.00	\$128.28	\$380.24	\$152.50	(\$132.74)	0.00
24106	2100	52500	Unemployment Compensation	\$700.00	\$0.00	\$700.00	\$241.69	\$691.31	\$286.91	(\$278.22)	0.00
24106	2100	52710	Workers Compensation Premium	\$7,000.00	\$0.00	\$7,000.00	\$1,698.32	\$4,857.87	\$2,015.89	\$126.24	0.00
24106	2100	52720	Workers Compensation Employer's Fee	\$103.00	\$0.00	\$103.00	\$22.77	\$70.71	\$22.77	\$9.52	0.00
24106	2100	53212	Speech Therapists - Contracted	\$52,083.00	\$0.00	\$52,083.00	\$0.00	\$0.00	\$0.00	\$52,083.00	0.00
24106	2100	53330	Professional Development	\$7,300.00	\$5,000.00	\$12,300.00	\$3,602.03	\$6,007.99	\$2,607.98	\$3,684.03	0.00
24106	2100	53414	Other Services	\$16,500.00	\$0.00	\$16,500.00	\$0.00	\$222.25	\$0.00	\$16,277.75	0.00
24106	2100	53711	Other Charges	\$5,500.00	\$0.00	\$5,500.00	\$0.00	\$2,948.10	\$0.00	\$2,551.90	0.00
24106	2100	54620	Rental - Equipment and Vehicles	\$25,000.00	\$0.00	\$25,000.00	\$0.00	\$0.00	\$0.00	\$25,000.00	0.00
24106	2100	55813	Employee Travel - Non-Teachers	\$8,000.00	\$0.00	\$8,000.00	\$1,291.92	\$3,321.11	\$2,995.52	\$1,683.37	0.00
24106	2100	55818	Other Travel - Non-Employees	\$5,000.00	\$0.00	\$5,000.00	\$0.00	\$0.00	\$0.00	\$5,000.00	0.00
24106	2100	55915	Other Contract Services	\$0.00	\$0.00	\$0.00	\$0.00	\$0.00	\$535.50	(\$535.50)	0.00
24106	2100	56113	Software	\$7,576.00	\$0.00	\$7,576.00	\$0.00	\$2,900.00	\$0.00	\$4,676.00	0.00
24106	2100	56118	General Supplies and Materials	\$25,348.00	\$247,218.00	\$272,566.00	\$4,984.56	\$49,980.27	\$1,591.00	\$220,994.73	0.00
24106	2100	57332	Supply Assets (\$5,000 or less)	\$25,000.00	\$50,000.00	\$75,000.00	\$679.77	\$5,162.99	\$17,592.00	\$52,245.01	0.00
24106	2100		SUBTOTAL Support Services-Students	\$694,440.00	\$452,718.00	\$1,147,158.00	\$165,507.27	\$515,983.91	\$209,359.01	\$421,815.08	13.54
	2200		Support Services-Instruction								
		51100	Salaries Expense								
24106	2200	51100	1211 Coordinator/Subject Matter Specialist	\$340,000.00	\$50,000.00	\$390,000.00	\$85,336.66	\$246,751.62	\$111,002.83	\$32,245.55	5.60
24106	2200	51100	1217 Secretarial/Clerical/Technical Assistants	\$92,000.00	\$0.00	\$92,000.00	\$22,358.70	\$67,076.10	\$22,358.64	\$2,565.26	3.25

State of New Mexico
Public School Operating Budget - Actuals Expenditure Rollup Report
Gadsden 2013-2014 - Third Quarter (Jan - Mar) - Expenditure
Submitted

Fund	Func	Obj	Job Description	Budget	Adjustments	Adjusted Budget	Current Period	YTD	Encumbrance	Budget Balance	FTE
24106	2200	51100	SUBTOTAL Salaries Expense	\$432,000.00	\$50,000.00	\$482,000.00	\$107,695.36	\$313,827.72	\$133,361.47	\$34,810.81	8.85
24106	2200	52111	Educational Retirement	\$46,000.00	\$6,575.00	\$52,575.00	\$14,161.92	\$41,268.29	\$17,537.01	(\$6,230.30)	0.00
24106	2200	52112	ERA - Retiree Health	\$8,300.00	\$1,000.00	\$9,300.00	\$2,153.92	\$6,276.57	\$2,667.22	\$356.21	0.00
24106	2200	52210	FICA Payments	\$26,050.00	\$3,100.00	\$29,150.00	\$6,450.41	\$18,833.32	\$7,976.26	\$2,340.42	0.00
24106	2200	52220	Medicare Payments	\$7,000.00	\$725.00	\$7,725.00	\$1,508.57	\$4,404.55	\$1,865.45	\$1,455.00	0.00
24106	2200	52311	Health and Medical Premiums	\$8,000.00	\$0.00	\$8,000.00	\$3,157.09	\$8,409.67	\$4,292.46	(\$4,702.13)	0.00
24106	2200	52312	Life	\$500.00	\$0.00	\$500.00	\$125.13	\$363.56	\$150.65	(\$14.21)	0.00
24106	2200	52313	Dental	\$1,500.00	\$0.00	\$1,500.00	\$360.74	\$1,063.12	\$441.21	(\$4.33)	0.00
24106	2200	52314	Vision	\$337.00	\$0.00	\$337.00	\$77.79	\$229.78	\$98.07	\$9.15	0.00
24106	2200	52315	Disability	\$608.00	\$0.00	\$608.00	\$161.04	\$461.34	\$176.79	(\$30.13)	0.00
24106	2200	52500	Unemployment Compensation	\$607.00	\$0.00	\$607.00	\$226.04	\$658.69	\$279.93	(\$331.62)	0.00
24106	2200	52710	Workers Compensation Premium	\$6,200.00	\$0.00	\$6,200.00	\$1,588.60	\$4,629.23	\$1,967.16	(\$396.39)	0.00
24106	2200	52720	Workers Compensation Employer's Fee	\$80.00	\$0.00	\$80.00	\$20.52	\$61.24	\$22.65	(\$3.89)	0.00
24106	2200	53330	Professional Development	\$10,000.00	\$0.00	\$10,000.00	\$370.00	\$2,235.99	\$1,542.00	\$6,222.01	0.00
24106	2200	53414	Other Services	\$150.00	\$0.00	\$150.00	\$0.00	\$0.00	\$0.00	\$150.00	0.00
24106	2200	53711	Other Charges	\$0.00	\$0.00	\$0.00	\$255.00	\$1,159.24	\$378.79	(\$1,538.03)	0.00
24106	2200	54311	Maintenance & Repair - Furniture/Fixtures/Equipment	\$21,000.00	\$0.00	\$21,000.00	\$9,731.65	\$35,405.84	\$15,834.16	(\$30,240.00)	0.00
24106	2200	55813	Employee Travel - Non-Teachers	\$17,400.00	\$0.00	\$17,400.00	\$3,657.94	\$9,848.76	\$7,500.14	\$51.10	0.00
24106	2200	56113	Software	\$0.00	\$0.00	\$0.00	\$0.00	\$8,361.50	\$0.00	(\$8,361.50)	0.00
24106	2200	56118	General Supplies and Materials	\$104,874.00	(\$61,400.00)	\$43,474.00	\$1,457.64	\$14,490.47	\$9,246.62	\$19,736.91	0.00
24106	2200	57331	Fixed Assets (more than \$5,000)	\$25,000.00	\$0.00	\$25,000.00	\$0.00	\$0.00	\$0.00	\$25,000.00	0.00
24106	2200	57332	Supply Assets (\$5,000 or less)	\$25,000.00	\$0.00	\$25,000.00	\$0.00	\$1,338.64	\$14,514.18	\$9,147.18	0.00
24106	2200		SUBTOTAL Support Services-Instruction	\$740,606.00	\$0.00	\$740,606.00	\$153,159.36	\$473,327.52	\$219,852.22	\$47,426.26	8.85
	2300		Support Services-General Administration								
24106	2300	53713	Indirect Costs - Program Administration	\$45,023.00	\$9,466.00	\$54,489.00	\$10,294.54	\$29,743.70	\$0.00	\$24,745.30	0.00
24106	2300		SUBTOTAL Support Services-General Administration	\$45,023.00	\$9,466.00	\$54,489.00	\$10,294.54	\$29,743.70	\$0.00	\$24,745.30	0.00
	2600		Operation & Maintenance of Plant								
24106	2600	54416	Communication Services	\$36,000.00	\$0.00	\$36,000.00	\$6,655.77	\$13,627.60	\$8,806.47	\$13,565.93	0.00
24106	2600		SUBTOTAL Operation & Maintenance of Plant	\$36,000.00	\$0.00	\$36,000.00	\$6,655.77	\$13,627.60	\$8,806.47	\$13,565.93	0.00
24106	2000		SUBTOTAL Support Services	\$1,516,069.00	\$462,184.00	\$1,978,253.00	\$335,616.94	\$1,032,682.73	\$438,017.70	\$507,552.57	22.39
	3000		Operation of Non-Instructional Services								
	3300		Community Services Operations								
		51300	Additional Compensation								
24106	3300	51300	1621 Summer School/After School	\$44,814.00	\$0.00	\$44,814.00	\$0.00	\$0.00	\$0.00	\$44,814.00	0.00
24106	3300	51300	1625 Extended Services for Students	\$0.00	\$104,000.00	\$104,000.00	\$0.00	\$0.00	\$0.00	\$104,000.00	0.00

State of New Mexico
Public School Operating Budget - Actuals Expenditure Rollup Report
Gadsden 2013-2014 - Third Quarter (Jan - Mar) - Expenditure
Submitted

Fund	Func	Obj	Job	Description	Budget	Adjustments	Adjusted Budget	Current Period	YTD	Encumbrance	Budget Balance	FTE
24106	3300	51300		SUBTOTAL Additional Compensation	\$44,814.00	\$104,000.00	\$148,814.00	\$0.00	\$0.00	\$0.00	\$148,814.00	0.00
24106	3300	52111		Educational Retirement	\$7,633.00	\$13,475.00	\$21,108.00	\$0.00	\$0.00	\$0.00	\$21,108.00	0.00
24106	3300	52112		ERA - Retiree Health	\$1,161.00	\$2,050.00	\$3,211.00	\$0.00	\$0.00	\$0.00	\$3,211.00	0.00
24106	3300	52210		FICA Payments	\$3,599.00	\$6,354.00	\$9,953.00	\$0.00	\$0.00	\$0.00	\$9,953.00	0.00
24106	3300	52220		Medicare Payments	\$841.00	\$1,486.00	\$2,327.00	\$0.00	\$0.00	\$0.00	\$2,327.00	0.00
24106	3300			SUBTOTAL Community Services Operations	\$58,048.00	\$127,365.00	\$185,413.00	\$0.00	\$0.00	\$0.00	\$185,413.00	0.00
24106	3000			SUBTOTAL Operation of Non-Instructional Services	\$58,048.00	\$127,365.00	\$185,413.00	\$0.00	\$0.00	\$0.00	\$185,413.00	0.00
24106				TOTAL Entitlement IDEA-B	\$2,882,144.00	\$583,155.00	\$3,465,299.00	\$634,206.56	\$1,832,392.44	\$902,897.30	\$730,009.26	63.53
24108				New Mexico Autism Project Instruction								
24108	1000			Instruction								
24108	1000	53330		Professional Development	\$0.00	\$2,000.00	\$2,000.00	\$0.00	\$0.00	\$0.00	\$2,000.00	0.00
24108	1000	56113		Software	\$0.00	\$2,000.00	\$2,000.00	\$0.00	\$0.00	\$0.00	\$2,000.00	0.00
24108	1000	56118		General Supplies and Materials	\$0.00	\$1,000.00	\$1,000.00	\$843.66	\$843.66	\$149.70	\$6.64	0.00
24108	1000			SUBTOTAL Instruction	\$0.00	\$5,000.00	\$5,000.00	\$843.66	\$843.66	\$149.70	\$4,006.64	0.00
24108	2000			Support Services								
24108	2100			Support Services-Students								
24108	2100	53330		Professional Development	\$0.00	\$4,492.00	\$4,492.00	\$800.25	\$800.25	\$20.00	\$3,671.75	0.00
24108	2100	55818		Other Travel - Non-Employees	\$0.00	\$500.00	\$500.00	\$0.00	\$0.00	\$0.00	\$500.00	0.00
24108	2100	55915		Other Contract Services	\$0.00	\$500.00	\$500.00	\$0.00	\$0.00	\$0.00	\$500.00	0.00
24108	2100	56118		General Supplies and Materials	\$0.00	\$500.00	\$500.00	\$219.71	\$219.71	\$0.00	\$280.29	0.00
24108	2100			SUBTOTAL Support Services-Students	\$0.00	\$5,992.00	\$5,992.00	\$1,019.96	\$1,019.96	\$20.00	\$4,952.04	0.00
24108	2000			SUBTOTAL Support Services	\$0.00	\$5,992.00	\$5,992.00	\$1,019.96	\$1,019.96	\$20.00	\$4,952.04	0.00
24108				TOTAL New Mexico Autism Project	\$0.00	\$10,992.00	\$10,992.00	\$1,863.62	\$1,863.62	\$169.70	\$8,958.68	0.00
24109				Preschool IDEA-B Instruction								
24109	1000			Instruction								
24109	1000	55817		Student Travel	\$7,000.00	\$0.00	\$7,000.00	\$475.00	\$475.00	\$2,111.50	\$4,413.50	0.00
24109	1000	56112		Other Textbooks	\$500.00	\$0.00	\$500.00	\$0.00	\$0.00	\$2,208.00	(\$1,708.00)	0.00
24109	1000	56118		General Supplies and Materials	\$16,258.00	(\$445.00)	\$15,813.00	\$1,751.86	\$2,179.36	\$9,636.25	\$3,997.39	0.00
24109	1000	57332		Supply Assets (\$5,000 or less)	\$0.00	\$0.00	\$0.00	\$625.63	\$625.63	\$900.00	(\$1,525.63)	0.00
24109	1000			SUBTOTAL Instruction	\$23,758.00	(\$445.00)	\$23,313.00	\$2,852.49	\$3,279.99	\$14,855.75	\$5,177.26	0.00
24109	2000			Support Services								
24109	2100			Support Services-Students								
24109	51100			Salaries Expense								
24109	2100	51100	1218	School/Student Support	\$27,247.00	\$1,500.00	\$28,747.00	\$6,867.96	\$20,388.42	\$6,867.98	\$1,490.60	1.00

State of New Mexico
Public School Operating Budget - Actuals Expenditure Rollup Report
Gadsden 2013-2014 - Third Quarter (Jan - Mar) - Expenditure
Submitted

Fund	Func	Obj	Job Description	Budget	Adjustments	Adjusted Budget	Current Period	YTD	Encumbrance	Budget Balance	FTE
24109	2100	51100	SUBTOTAL Salaries Expense	\$27,247.00	\$1,500.00	\$28,747.00	\$6,867.96	\$20,388.42	\$6,867.98	\$1,490.60	1.00
24109	2100	52111	Educational Retirement	\$3,000.00	\$0.00	\$3,000.00	\$903.12	\$2,681.04	\$903.13	(\$584.17)	0.00
24109	2100	52112	ERA - Retiree Health	\$550.00	\$0.00	\$550.00	\$137.34	\$407.72	\$137.34	\$4.94	0.00
24109	2100	52210	FICA Payments	\$1,600.00	\$0.00	\$1,600.00	\$391.44	\$1,168.10	\$391.44	\$40.46	0.00
24109	2100	52220	Medicare Payments	\$370.00	\$0.00	\$370.00	\$91.56	\$273.24	\$91.56	\$5.20	0.00
24109	2100	52311	Health and Medical Premiums	\$3,234.00	\$0.00	\$3,234.00	\$870.18	\$2,574.58	\$870.18	(\$210.76)	0.00
24109	2100	52312	Life	\$57.00	\$0.00	\$57.00	\$14.10	\$42.30	\$14.10	\$0.60	0.00
24109	2100	52313	Dental	\$207.00	\$0.00	\$207.00	\$158.88	\$299.30	\$158.88	(\$251.18)	0.00
24109	2100	52500	Unemployment Compensation	\$38.00	\$0.00	\$38.00	\$14.40	\$42.76	\$14.40	(\$19.16)	0.00
24109	2100	52710	Workers Compensation Premium	\$388.00	\$0.00	\$388.00	\$101.28	\$300.66	\$101.28	(\$13.94)	0.00
24109	2100	52720	Workers Compensation Employer's Fee	\$10.00	\$0.00	\$10.00	\$2.30	\$6.90	\$2.30	\$0.80	0.00
24109	2100	56118	General Supplies and Materials	\$135.00	\$16,920.00	\$17,055.00	\$770.38	\$7,060.30	\$0.00	\$9,994.70	0.00
24109	2100		SUBTOTAL Support Services-Students	\$36,836.00	\$18,420.00	\$55,256.00	\$10,322.94	\$35,245.32	\$9,552.59	\$10,458.09	1.00
	2200		Support Services-Instruction								
		51100	Salaries Expense								
24109	2200	51100	1217 Secretarial/Clerical/Technical Assistants	\$6,428.00	\$840.00	\$7,268.00	\$1,631.52	\$4,894.56	\$1,631.50	\$741.94	0.25
24109	2200	51100	SUBTOTAL Salaries Expense	\$6,428.00	\$840.00	\$7,268.00	\$1,631.52	\$4,894.56	\$1,631.50	\$741.94	0.25
24109	2200	52111	Educational Retirement	\$701.00	\$0.00	\$701.00	\$214.56	\$643.68	\$214.56	(\$157.24)	0.00
24109	2200	52112	ERA - Retiree Health	\$129.00	\$0.00	\$129.00	\$32.64	\$97.92	\$32.64	(\$1.56)	0.00
24109	2200	52210	FICA Payments	\$400.00	\$0.00	\$400.00	\$90.30	\$288.00	\$90.29	\$21.71	0.00
24109	2200	52220	Medicare Payments	\$93.00	\$0.00	\$93.00	\$21.12	\$67.36	\$21.12	\$4.52	0.00
24109	2200	52311	Health and Medical Premiums	\$0.00	\$0.00	\$0.00	\$248.34	\$331.12	\$248.34	(\$579.46)	0.00
24109	2200	52312	Life	\$15.00	\$0.00	\$15.00	\$3.54	\$10.62	\$3.54	\$0.84	0.00
24109	2200	52313	Dental	\$48.00	\$0.00	\$48.00	\$12.24	\$36.48	\$12.24	(\$0.72)	0.00
24109	2200	52314	Vision	\$12.00	\$0.00	\$12.00	\$2.82	\$8.46	\$2.82	\$0.72	0.00
24109	2200	52500	Unemployment Compensation	\$9.00	\$0.00	\$9.00	\$3.42	\$10.26	\$3.42	(\$4.68)	0.00
24109	2200	52710	Workers Compensation Premium	\$92.00	\$0.00	\$92.00	\$24.06	\$72.18	\$24.06	(\$4.24)	0.00
24109	2200	52720	Workers Compensation Employer's Fee	\$3.00	\$0.00	\$3.00	\$0.58	\$1.74	\$0.58	\$0.68	0.00
24109	2200		SUBTOTAL Support Services-Instruction	\$7,930.00	\$840.00	\$8,770.00	\$2,285.14	\$6,462.38	\$2,285.11	\$22.51	0.25
	2300		Support Services-General Administration								
24109	2300	53713	Indirect Costs - Program Administration	\$1,245.00	\$311.00	\$1,556.00	\$255.10	\$742.30	\$0.00	\$813.70	0.00
24109	2300		SUBTOTAL Support Services-General Administration	\$1,245.00	\$311.00	\$1,556.00	\$255.10	\$742.30	\$0.00	\$813.70	0.00
24109	2000		SUBTOTAL Support Services	\$46,011.00	\$19,571.00	\$65,582.00	\$12,863.18	\$42,450.00	\$11,837.70	\$11,294.30	1.25
24109			TOTAL Preschool IDEA-B	\$69,769.00	\$19,126.00	\$88,895.00	\$15,715.67	\$45,729.99	\$26,693.45	\$16,471.56	1.25
24112			IDEA - Early Intervention Services								

State of New Mexico
Public School Operating Budget - Actuals Expenditure Rollup Report
Gadsden 2013-2014 - Third Quarter (Jan - Mar) - Expenditure
Submitted

Fund	Func	Obj	Job	Description	Budget	Adjustments	Adjusted Budget	Current Period	YTD	Encumbrance	Budget Balance	FTE
	2000			Support Services								
	2200			Support Services-Instruction								
		51100		Salaries Expense								
24112	2200	51100	1211	Coordinator/Subject Matter Specialist	\$0.00	\$58,936.00	\$58,936.00	\$14,485.14	\$41,041.23	\$16,899.23	\$995.54	1.00
24112	2200	51100		SUBTOTAL Salaries Expense	\$0.00	\$58,936.00	\$58,936.00	\$14,485.14	\$41,041.23	\$16,899.23	\$995.54	1.00
24112	2200	52111		Educational Retirement	\$0.00	\$6,841.00	\$6,841.00	\$1,904.82	\$5,396.99	\$2,222.27	(\$778.26)	0.00
24112	2200	52112		ERA - Retiree Health	\$0.00	\$1,199.00	\$1,199.00	\$289.68	\$820.76	\$337.96	\$40.28	0.00
24112	2200	52210		FICA Payments	\$0.00	\$3,658.00	\$3,658.00	\$895.56	\$2,537.45	\$1,044.82	\$75.73	0.00
24112	2200	52220		Medicare Payments	\$0.00	\$856.00	\$856.00	\$209.46	\$593.47	\$244.37	\$18.16	0.00
24112	2200	52312		Life	\$0.00	\$57.00	\$57.00	\$14.10	\$39.95	\$16.45	\$0.60	0.00
24112	2200	52313		Dental	\$0.00	\$380.00	\$380.00	\$49.02	\$138.17	\$57.19	\$184.64	0.00
24112	2200	52314		Vision	\$0.00	\$23.00	\$23.00	\$11.28	\$31.96	\$13.16	(\$22.12)	0.00
24112	2200	52315		Disability	\$0.00	\$186.00	\$186.00	\$50.40	\$141.72	\$58.80	(\$14.52)	0.00
24112	2200	52500		Unemployment Compensation	\$0.00	\$77.00	\$77.00	\$30.42	\$86.19	\$35.49	(\$44.68)	0.00
24112	2200	52710		Workers Compensation Premium	\$0.00	\$761.00	\$761.00	\$213.66	\$605.37	\$249.27	(\$93.64)	0.00
24112	2200	52720		Workers Compensation Employer's Fee	\$0.00	\$10.00	\$10.00	\$2.30	\$6.90	\$2.30	\$0.80	0.00
24112	2200	56118		General Supplies and Materials	\$0.00	\$2,164.00	\$2,164.00	\$27.59	\$27.59	\$37.80	\$2,098.61	0.00
24112	2200			SUBTOTAL Support Services-Instruction	\$0.00	\$75,148.00	\$75,148.00	\$18,183.43	\$51,467.75	\$21,219.11	\$2,461.14	1.00
	2300			Support Services-General Administration								
24112	2300	53713		Indirect Costs -- Program Administration	\$0.00	\$1,352.00	\$1,352.00	\$300.03	\$849.22	\$0.00	\$502.78	0.00
24112	2300			SUBTOTAL Support Services-General Administration	\$0.00	\$1,352.00	\$1,352.00	\$300.03	\$849.22	\$0.00	\$502.78	0.00
24112	2000			SUBTOTAL Support Services	\$0.00	\$76,500.00	\$76,500.00	\$18,483.46	\$52,316.97	\$21,219.11	\$2,963.92	1.00
24112				TOTAL IDEA -- Early Intervention Services	\$0.00	\$76,500.00	\$76,500.00	\$18,483.46	\$52,316.97	\$21,219.11	\$2,963.92	1.00
24113				Education of Homeless Instruction								
24113	1000	53414		Other Services	\$7,000.00	(\$7,000.00)	\$0.00	\$0.00	\$0.00	\$0.00	\$0.00	0.00
24113	1000			SUBTOTAL Instruction	\$7,000.00	(\$7,000.00)	\$0.00	\$0.00	\$0.00	\$0.00	\$0.00	0.00
	2000			Support Services								
	2100			Support Services-Students								
24113	2100	53414		Other Services	\$1,500.00	\$0.00	\$1,500.00	\$0.00	\$51.10	\$0.00	\$1,448.90	0.00
24113	2100	53711		Other Charges	\$1,500.00	\$0.00	\$1,500.00	\$0.00	\$0.00	\$0.00	\$1,500.00	0.00
24113	2100	56118		General Supplies and Materials	\$14,300.00	\$9,781.00	\$24,081.00	\$9,768.40	\$15,150.30	\$3,248.82	\$5,681.88	0.00
24113	2100			SUBTOTAL Support Services-Students	\$17,300.00	\$9,781.00	\$27,081.00	\$9,768.40	\$15,201.40	\$3,248.82	\$8,630.78	0.00
24113	2000			SUBTOTAL Support Services	\$17,300.00	\$9,781.00	\$27,081.00	\$9,768.40	\$15,201.40	\$3,248.82	\$8,630.78	0.00

State of New Mexico
 Public School Operating Budget - Actuals Expenditure Rollup Report
 Gadsden 2013-2014 - Third Quarter (Jan - Mar) - Expenditure
 Submitted

Fund	Func	Obj	Job	Description	Budget	Adjustments	Adjusted Budget	Current Period	YTD	Encumbrance	Budget Balance	FTE
24113				TOTAL Education of Homeless	\$24,300.00	\$2,781.00	\$27,081.00	\$9,768.40	\$15,201.40	\$3,248.82	\$8,630.78	0.00
24115				IDEA – Private Schools Share								
	1000			Instruction								
24115	1000	56118		General Supplies and Materials	\$0.00	\$9,896.00	\$9,896.00	\$0.00	\$0.00	\$0.00	\$9,896.00	0.00
24115	1000			SUBTOTAL Instruction	\$0.00	\$9,896.00	\$9,896.00	\$0.00	\$0.00	\$0.00	\$9,896.00	0.00
	2000			Support Services								
	2300			Support Services-General Administration								
24115	2300	53713		Indirect Costs – Program Administration	\$0.00	\$180.00	\$180.00	\$0.00	\$0.00	\$0.00	\$180.00	0.00
24115	2300			SUBTOTAL Support Services-General Administration	\$0.00	\$180.00	\$180.00	\$0.00	\$0.00	\$0.00	\$180.00	0.00
24115	2000			SUBTOTAL Support Services	\$0.00	\$180.00	\$180.00	\$0.00	\$0.00	\$0.00	\$180.00	0.00
24115				TOTAL IDEA – Private Schools Share	\$0.00	\$10,076.00	\$10,076.00	\$0.00	\$0.00	\$0.00	\$10,076.00	0.00
24118				Fresh Fruit and Vegetables								
	3000			Operation of Non-Instructional Services								
	3100			Food Services Operations								
24118	3100	56116		Food	\$0.00	\$349,350.00	\$349,350.00	\$98,290.13	\$249,267.18	\$0.00	\$100,082.82	0.00
24118	3100			SUBTOTAL Food Services Operations	\$0.00	\$349,350.00	\$349,350.00	\$98,290.13	\$249,267.18	\$0.00	\$100,082.82	0.00
24118	3000			SUBTOTAL Operation of Non-Instructional Services	\$0.00	\$349,350.00	\$349,350.00	\$98,290.13	\$249,267.18	\$0.00	\$100,082.82	0.00
24118				TOTAL Fresh Fruit and Vegetables	\$0.00	\$349,350.00	\$349,350.00	\$98,290.13	\$249,267.18	\$0.00	\$100,082.82	0.00
24119				21st Century Community Learning Centers 2008-2014								
	1000			Instruction								
		51100		Salaries Expense								
24119	1000	51100	1610	Substitutes Professional Development	\$0.00	\$0.00	\$0.00	\$262.50	\$1,064.98	\$0.00	(\$1,064.98)	0.00
24119	1000	51100		SUBTOTAL Salaries Expense	\$0.00	\$0.00	\$0.00	\$262.50	\$1,064.98	\$0.00	(\$1,064.98)	0.00
		51300		Additional Compensation								
24119	1000	51300	1411	Teachers-Grades 1-12	\$0.00	\$142,930.00	\$142,930.00	\$21,152.50	\$59,423.75	\$12,832.50	\$70,673.75	0.00
24119	1000	51300	1621	Summer School/After School	\$0.00	\$0.00	\$0.00	\$375.00	\$1,335.00	\$90.00	(\$1,425.00)	0.00
24119	1000	51300		SUBTOTAL Additional Compensation	\$0.00	\$142,930.00	\$142,930.00	\$21,527.50	\$60,758.75	\$12,922.50	\$69,248.75	0.00
24119	1000	52111		Educational Retirement	\$0.00	\$24,346.00	\$24,346.00	\$2,830.86	\$7,975.97	\$1,690.26	\$14,679.77	0.00

State of New Mexico
Public School Operating Budget - Actuals Expenditure Rollup Report
Gadsden 2013-2014 - Third Quarter (Jan - Mar) - Expenditure
Submitted

Fund	Func	Obj	Job Description	Budget	Adjustments	Adjusted Budget	Current Period	YTD	Encumbrance	Budget Balance	FTE
24119	1000	52112	ERA - Retiree Health	\$0.00	\$3,702.00	\$3,702.00	\$430.54	\$1,213.07	\$257.07	\$2,231.86	0.00
24119	1000	52210	FICA Payments	\$0.00	\$11,479.00	\$11,479.00	\$1,257.75	\$3,560.61	\$748.56	\$7,169.83	0.00
24119	1000	52220	Medicare Payments	\$0.00	\$2,684.00	\$2,684.00	\$294.19	\$832.72	\$175.06	\$1,676.22	0.00
24119	1000	52500	Unemployment Compensation	\$0.00	\$0.00	\$0.00	\$45.79	\$129.86	\$27.02	(\$156.88)	0.00
24119	1000	52710	Workers Compensation Premium	\$0.00	\$0.00	\$0.00	\$321.42	\$911.93	\$189.61	(\$1,101.54)	0.00
24119	1000	52720	Workers Compensation Employer's Fee	\$0.00	\$0.00	\$0.00	\$8.72	\$12.51	\$0.00	(\$12.51)	0.00
24119	1000	53414	Other Services	\$0.00	\$485,779.00	\$485,779.00	\$233,378.90	\$421,162.81	\$64,616.19	\$0.00	0.00
24119	1000		SUBTOTAL Instruction	\$0.00	\$670,920.00	\$670,920.00	\$260,358.17	\$497,623.21	\$80,626.27	\$92,670.52	0.00
	2000		Support Services								
	2300		Support Services-General Administration								
24119	2300	53414	Other Services	\$0.00	\$148,724.00	\$148,724.00	\$60,673.24	\$110,785.27	\$17,179.73	\$20,759.00	0.00
24119	2300	53713	Indirect Costs - Program Administration	\$0.00	\$19,131.00	\$19,131.00	\$7,422.41	\$14,212.73	\$0.00	\$4,918.27	0.00
24119	2300		SUBTOTAL Support Services-General Administration	\$0.00	\$167,855.00	\$167,855.00	\$68,095.65	\$124,998.00	\$17,179.73	\$25,677.27	0.00
	2500		Central Services								
		51100	Salaries Expense								
24119	2500	51100	1217 Secretarial/Clerical/Technical Assistants	\$0.00	\$0.00	\$0.00	\$7,567.56	\$23,223.20	\$0.00	(\$23,223.20)	1.01
24119	2500	51100	SUBTOTAL Salaries Expense	\$0.00	\$0.00	\$0.00	\$7,567.56	\$23,223.20	\$0.00	(\$23,223.20)	1.01
24119	2500	52210	FICA Payments	\$0.00	\$0.00	\$0.00	\$469.19	\$1,439.83	\$0.00	(\$1,439.83)	0.00
24119	2500	52220	Medicare Payments	\$0.00	\$0.00	\$0.00	\$109.74	\$336.74	\$0.00	(\$336.74)	0.00
24119	2500	52500	Unemployment Compensation	\$0.00	\$0.00	\$0.00	\$15.90	\$48.78	\$0.00	(\$48.78)	0.00
24119	2500	52710	Workers Compensation Premium	\$0.00	\$0.00	\$0.00	\$111.62	\$342.54	\$0.00	(\$342.54)	0.00
24119	2500	52720	Workers Compensation Employer's Fee	\$0.00	\$0.00	\$0.00	\$0.00	\$4.60	\$0.00	(\$4.60)	0.00
24119	2500	53414	Other Services	\$0.00	\$32,224.00	\$32,224.00	\$0.00	\$0.00	\$0.00	\$32,224.00	0.00
24119	2500		SUBTOTAL Central Services	\$0.00	\$32,224.00	\$32,224.00	\$8,274.01	\$25,395.69	\$0.00	\$6,828.31	1.01
	2700		Student Transportation								
24119	2700	55112	Transportation Contractors	\$0.00	\$6,000.00	\$6,000.00	\$3,537.96	\$3,537.96	\$0.00	\$2,462.04	0.00
24119	2700		SUBTOTAL Student Transportation	\$0.00	\$6,000.00	\$6,000.00	\$3,537.96	\$3,537.96	\$0.00	\$2,462.04	0.00
24119	2000		SUBTOTAL Support Services	\$0.00	\$206,079.00	\$206,079.00	\$79,907.62	\$153,931.65	\$17,179.73	\$34,967.62	1.01
24119			TOTAL 21st Century Community Learning Centers 2008-2014	\$0.00	\$876,999.00	\$876,999.00	\$340,265.79	\$651,554.86	\$97,806.00	\$127,638.14	1.01
24120			IDEA-B "Risk Pool"								
	2000		Support Services								
	2100		Support Services-Students								
		51300	Additional Compensation								
24120	2100	51300	1214 Guidance Counselors/Social Workers	\$0.00	\$5,000.00	\$5,000.00	\$0.00	\$0.00	\$0.00	\$5,000.00	0.00
24120	2100	51300	1311 Diagnosticians	\$0.00	\$5,000.00	\$5,000.00	\$0.00	\$0.00	\$0.00	\$5,000.00	0.00

State of New Mexico
 Public School Operating Budget - Actuals Expenditure Rollup Report
 Gadsden 2013-2014 - Third Quarter (Jan - Mar) - Expenditure
 Submitted

Fund	Func	Obj	Job	Description	Budget	Adjustments	Adjusted Budget	Current Period	YTD	Encumbrance	Budget Balance	FTE
24120	2100	51300	1312	Speech Therapists	\$0.00	\$5,000.00	\$5,000.00	\$0.00	\$0.00	\$0.00	\$5,000.00	0.00
24120	2100	51300	1313	Occupational Therapists	\$0.00	\$5,000.00	\$5,000.00	\$0.00	\$0.00	\$0.00	\$5,000.00	0.00
24120	2100	51300	1314	Physical/Recreational Therapists	\$0.00	\$5,000.00	\$5,000.00	\$0.00	\$0.00	\$0.00	\$5,000.00	0.00
24120	2100	51300		SUBTOTAL Additional Compensation	\$0.00	\$25,000.00	\$25,000.00	\$0.00	\$0.00	\$0.00	\$25,000.00	0.00
24120	2100	52111		Educational Retirement	\$0.00	\$211.00	\$211.00	\$0.00	\$0.00	\$0.00	\$211.00	0.00
24120	2100	52112		ERA - Retiree Health	\$0.00	\$200.00	\$200.00	\$0.00	\$0.00	\$0.00	\$200.00	0.00
24120	2100	52210		FICA Payments	\$0.00	\$200.00	\$200.00	\$0.00	\$0.00	\$0.00	\$200.00	0.00
24120	2100	52220		Medicare Payments	\$0.00	\$200.00	\$200.00	\$0.00	\$0.00	\$0.00	\$200.00	0.00
24120	2100	52311		Health and Medical Premiums	\$0.00	\$200.00	\$200.00	\$0.00	\$0.00	\$0.00	\$200.00	0.00
24120	2100	52313		Dental	\$0.00	\$200.00	\$200.00	\$0.00	\$0.00	\$0.00	\$200.00	0.00
24120	2100	52314		Vision	\$0.00	\$200.00	\$200.00	\$0.00	\$0.00	\$0.00	\$200.00	0.00
24120	2100	52315		Disability	\$0.00	\$200.00	\$200.00	\$0.00	\$0.00	\$0.00	\$200.00	0.00
24120	2100	52500		Unemployment Compensation	\$0.00	\$200.00	\$200.00	\$0.00	\$0.00	\$0.00	\$200.00	0.00
24120	2100	52710		Workers Compensation Premium	\$0.00	\$200.00	\$200.00	\$0.00	\$0.00	\$0.00	\$200.00	0.00
24120	2100	52720		Workers Compensation Employer's Fee	\$0.00	\$200.00	\$200.00	\$0.00	\$0.00	\$0.00	\$200.00	0.00
24120	2100	53212		Speech Therapists - Contracted	\$0.00	\$5,000.00	\$5,000.00	\$0.00	\$0.00	\$0.00	\$5,000.00	0.00
24120	2100			SUBTOTAL Support Services-Students	\$0.00	\$32,211.00	\$32,211.00	\$0.00	\$0.00	\$0.00	\$32,211.00	0.00
24120	2000			SUBTOTAL Support Services	\$0.00	\$32,211.00	\$32,211.00	\$0.00	\$0.00	\$0.00	\$32,211.00	0.00
24120				TOTAL IDEA-B "Risk Pool"	\$0.00	\$32,211.00	\$32,211.00	\$0.00	\$0.00	\$0.00	\$32,211.00	0.00
24153				English Language Acquisition Instruction								
	1000			Salaries Expense								
24153	1000	51100	1610	Substitutes Professional Development	\$5,000.00	\$0.00	\$5,000.00	\$52.50	\$682.50	\$0.00	\$4,317.50	0.00
24153	1000	51100		SUBTOTAL Salaries Expense	\$5,000.00	\$0.00	\$5,000.00	\$52.50	\$682.50	\$0.00	\$4,317.50	0.00
		51300		Additional Compensation								
24153	1000	51300	1416	Teachers-Other Instruction	\$30,880.00	\$63,934.00	\$94,814.00	\$21,527.90	\$54,049.26	\$40,788.47	(\$23.73)	0.00
24153	1000	51300		SUBTOTAL Additional Compensation	\$30,880.00	\$63,934.00	\$94,814.00	\$21,527.90	\$54,049.26	\$40,788.47	(\$23.73)	0.00
24153	1000	52111		Educational Retirement	\$5,260.00	\$5,477.00	\$10,737.00	\$2,831.22	\$7,115.16	\$5,364.03	(\$1,742.19)	0.00
24153	1000	52112		ERA - Retiree Health	\$800.00	\$831.00	\$1,631.00	\$429.99	\$1,080.63	\$815.02	(\$264.65)	0.00
24153	1000	52210		FICA Payments	\$2,480.00	\$2,280.00	\$4,760.00	\$1,246.11	\$3,170.29	\$2,409.35	(\$819.64)	0.00
24153	1000	52220		Medicare Payments	\$580.00	\$533.00	\$1,113.00	\$291.46	\$741.44	\$563.46	(\$191.90)	0.00
24153	1000	52500		Unemployment Compensation	\$0.00	\$174.00	\$174.00	\$45.61	\$115.78	\$86.05	(\$27.83)	0.00
24153	1000	52710		Workers Compensation Premium	\$0.00	\$1,212.00	\$1,212.00	\$317.95	\$806.32	\$601.12	(\$195.44)	0.00
24153	1000	52720		Workers Compensation Employer's Fee	\$0.00	\$0.00	\$0.00	\$0.00	\$0.29	\$0.09	(\$0.38)	0.00
24153	1000	53330		Professional Development	\$71,872.00	\$0.00	\$71,872.00	\$10,790.31	\$21,366.59	\$6,686.13	\$43,819.28	0.00
24153	1000	53414		Other Services	\$6,000.00	\$0.00	\$6,000.00	\$0.00	\$5,000.00	\$0.00	\$1,000.00	0.00
24153	1000	55813		Employee Travel - Non-Teachers	\$5,000.00	\$6,615.00	\$11,615.00	\$449.21	\$1,863.68	\$5,251.32	\$4,500.00	0.00

State of New Mexico
Public School Operating Budget - Actuals Expenditure Rollup Report
Gadsden 2013-2014 - Third Quarter (Jan - Mar) - Expenditure
Submitted

Fund	Func	Obj	Job Description	Budget	Adjustments	Adjusted Budget	Current Period	YTD	Encumbrance	Budget Balance	FTE
24153	1000	55819	Employee Travel - Teachers	\$2,000.00	\$0.00	\$2,000.00	\$1,934.00	\$1,934.00	\$0.00	\$66.00	0.00
24153	1000	55915	Other Contract Services	\$2,000.00	\$0.00	\$2,000.00	\$0.00	\$640.50	\$0.00	\$1,359.50	0.00
24153	1000	56113	Software	\$166,345.00	\$0.00	\$166,345.00	\$62,343.44	\$67,804.10	\$0.00	\$98,540.90	0.00
24153	1000	56118	General Supplies and Materials	\$20,871.00	\$0.00	\$20,871.00	\$571.12	\$12,298.23	\$6,038.55	\$2,534.22	0.00
24153	1000	57332	Supply Assets (\$5,000 or less)	\$1,000.00	\$0.00	\$1,000.00	\$0.00	\$0.00	\$0.00	\$1,000.00	0.00
24153	1000		SUBTOTAL Instruction	\$320,088.00	\$81,056.00	\$401,144.00	\$102,830.82	\$178,668.77	\$68,603.59	\$153,871.64	0.00
	2000		Support Services								
	2200		Support Services-Instruction								
24153	2200	53330	Professional Development	\$6,000.00	\$3,141.00	\$9,141.00	\$250.00	\$2,621.50	\$467.00	\$6,052.50	0.00
24153	2200	55813	Employee Travel - Non-Teachers	\$2,000.00	\$122.00	\$2,122.00	\$0.00	\$381.72	\$1,000.00	\$740.28	0.00
24153	2200	56118	General Supplies and Materials	\$500.00	\$0.00	\$500.00	\$0.00	\$0.00	\$0.00	\$500.00	0.00
24153	2200		SUBTOTAL Support	\$8,500.00	\$3,263.00	\$11,763.00	\$250.00	\$3,003.22	\$1,467.00	\$7,292.78	0.00
	2300		Services-Instruction								
	2300		Support Services-General Administration								
24153	2300	53713	Indirect Costs - Program Administration	\$6,027.00	\$1,400.00	\$7,427.00	(\$1,320.17)	\$0.00	\$0.00	\$7,427.00	0.00
24153	2300		SUBTOTAL Support	\$6,027.00	\$1,400.00	\$7,427.00	(\$1,320.17)	\$0.00	\$0.00	\$7,427.00	0.00
	2400		Services-General Administration								
	2400		Support Services-School Administration								
24153	2400	53330	Professional Development	\$3,000.00	\$0.00	\$3,000.00	\$0.00	\$570.00	\$0.00	\$2,430.00	0.00
24153	2400	55813	Employee Travel - Non-Teachers	\$500.00	\$500.00	\$1,000.00	\$671.08	\$1,041.08	\$0.00	(\$41.08)	0.00
24153	2400	56118	General Supplies and Materials	\$500.00	\$0.00	\$500.00	\$0.00	\$478.99	\$0.00	\$21.01	0.00
24153	2400		SUBTOTAL Support	\$4,000.00	\$500.00	\$4,500.00	\$671.08	\$2,090.07	\$0.00	\$2,409.93	0.00
	2000		SUBTOTAL Support	\$18,527.00	\$5,163.00	\$23,690.00	(\$399.09)	\$5,093.29	\$1,467.00	\$17,129.71	0.00
24153			TOTAL English	\$338,615.00	\$86,219.00	\$424,834.00	\$102,431.73	\$183,762.06	\$70,070.59	\$171,001.35	0.00
			Language Acquisition								
24154			Teacher/Principal								
	1000		Training & Recruiting								
		51100	Instruction								
			Salaries Expense								
24154	1000	51100	1411 Teachers-Grades 1-12	\$380,000.00	\$0.00	\$380,000.00	\$86,852.13	\$232,608.30	\$92,900.18	\$54,491.52	7.00
24154	1000	51100	1610 Substitutes Professional Development	\$15,000.00	\$0.00	\$15,000.00	\$0.00	\$0.00	\$0.00	\$15,000.00	0.00
24154	1000	51100	SUBTOTAL Salaries Expense	\$395,000.00	\$0.00	\$395,000.00	\$86,852.13	\$232,608.30	\$92,900.18	\$69,491.52	7.00
24154	1000	52111	Educational Retirement	\$49,970.00	\$0.00	\$49,970.00	\$11,421.01	\$30,587.85	\$12,216.33	\$7,165.82	0.00
24154	1000	52112	ERA - Retiree Health	\$7,600.00	\$0.00	\$7,600.00	\$1,736.97	\$4,651.97	\$1,857.94	\$1,090.09	0.00
24154	1000	52210	FICA Payments	\$23,560.00	\$0.00	\$23,560.00	\$5,009.20	\$13,405.42	\$5,319.51	\$4,835.07	0.00
24154	1000	52220	Medicare Payments	\$5,510.00	\$0.00	\$5,510.00	\$1,171.47	\$3,135.13	\$1,244.04	\$1,130.83	0.00
24154	1000	52311	Health and Medical Premiums	\$70,000.00	\$0.00	\$70,000.00	\$6,934.68	\$19,039.11	\$8,090.46	\$42,870.43	0.00
24154	1000	52312	Life	\$800.00	\$0.00	\$800.00	\$95.80	\$248.55	\$98.70	\$452.75	0.00

State of New Mexico
Public School Operating Budget - Actuals Expenditure Rollup Report
Gadsden 2013-2014 - Third Quarter (Jan - Mar) - Expenditure
Submitted

Fund	Func	Obj	Job Description	Budget	Adjustments	Adjusted Budget	Current Period	YTD	Encumbrance	Budget Balance	FTE
24154	1000	52313	Dental	\$4,000.00	\$0.00	\$4,000.00	\$572.16	\$1,377.19	\$645.54	\$1,977.27	0.00
24154	1000	52314	Vision	\$800.00	\$0.00	\$800.00	\$89.98	\$213.67	\$111.09	\$475.24	0.00
24154	1000	52315	Disability	\$600.00	\$0.00	\$600.00	\$48.00	\$134.92	\$56.00	\$409.08	0.00
24154	1000	52500	Unemployment Compensation	\$1,500.00	\$0.00	\$1,500.00	\$182.45	\$488.69	\$195.16	\$816.15	0.00
24154	1000	52710	Workers Compensation Premium	\$10,000.00	\$0.00	\$10,000.00	\$1,280.99	\$3,430.77	\$1,370.19	\$5,199.04	0.00
24154	1000	52720	Workers Compensation Employer's Fee	\$250.00	\$0.00	\$250.00	\$16.10	\$43.70	\$13.80	\$192.50	0.00
24154	1000	53330	Professional Development	\$142,200.00	\$0.00	\$142,200.00	\$12,068.05	\$44,350.00	\$24,777.65	\$73,072.35	0.00
24154	1000	56113	Software	\$1,000.00	\$0.00	\$1,000.00	\$0.00	\$0.00	\$0.00	\$1,000.00	0.00
24154	1000	56118	General Supplies and Materials	\$25,000.00	\$0.00	\$25,000.00	\$0.00	\$206.00	\$0.00	\$24,794.00	0.00
24154	1000		SUBTOTAL Instruction	\$737,790.00	\$0.00	\$737,790.00	\$127,478.99	\$353,921.27	\$148,896.59	\$234,972.14	7.00
	2000		Support Services								
	2100		Support Services-Students								
24154	2100	53330	Professional Development	\$5,000.00	\$0.00	\$5,000.00	\$0.00	\$0.00	\$0.00	\$5,000.00	0.00
24154	2100		SUBTOTAL Support Services-Students	\$5,000.00	\$0.00	\$5,000.00	\$0.00	\$0.00	\$0.00	\$5,000.00	0.00
	2200		Support Services-Instruction								
	51100		Salaries Expense								
24154	2200	51100	1211 Coordinator/Subject Matter Specialist	\$66,644.00	\$0.00	\$66,644.00	\$14,815.98	\$44,447.94	\$14,816.06	\$7,380.00	1.00
24154	2200	51100	SUBTOTAL Salaries Expense	\$66,644.00	\$0.00	\$66,644.00	\$14,815.98	\$44,447.94	\$14,816.06	\$7,380.00	1.00
	51300		Additional Compensation								
24154	2200	51300	1211 Coordinator/Subject Matter Specialist	\$0.00	\$0.00	\$0.00	\$0.00	\$7,200.00	\$0.00	(\$7,200.00)	0.00
24154	2200	51300	SUBTOTAL Additional Compensation	\$0.00	\$0.00	\$0.00	\$0.00	\$7,200.00	\$0.00	(\$7,200.00)	0.00
24154	2200	52111	Educational Retirement	\$8,764.00	\$0.00	\$8,764.00	\$1,948.32	\$5,844.96	\$1,948.33	\$970.71	0.00
24154	2200	52112	ERA - Retiree Health	\$1,333.00	\$0.00	\$1,333.00	\$296.34	\$889.02	\$296.34	\$147.64	0.00
24154	2200	52210	FICA Payments	\$4,132.00	\$0.00	\$4,132.00	\$844.69	\$2,923.07	\$835.87	\$373.06	0.00
24154	2200	52220	Medicare Payments	\$967.00	\$0.00	\$967.00	\$197.55	\$683.65	\$195.48	\$87.87	0.00
24154	2200	52311	Health and Medical Premiums	\$7,500.00	\$0.00	\$7,500.00	\$1,677.60	\$6,407.88	\$1,888.92	(\$796.80)	0.00
24154	2200	52312	Life	\$200.00	\$0.00	\$200.00	\$14.10	\$42.30	\$14.10	\$143.60	0.00
24154	2200	52313	Dental	\$460.00	\$0.00	\$460.00	\$93.36	\$278.24	\$93.36	\$88.40	0.00
24154	2200	52314	Vision	\$100.00	\$0.00	\$100.00	\$16.72	\$65.42	\$18.90	\$15.68	0.00
24154	2200	52315	Disability	\$300.00	\$0.00	\$300.00	\$0.00	\$0.00	\$0.00	\$300.00	0.00
24154	2200	52500	Unemployment Compensation	\$150.00	\$0.00	\$150.00	\$31.14	\$108.54	\$31.14	\$10.32	0.00
24154	2200	52710	Workers Compensation Premium	\$1,500.00	\$0.00	\$1,500.00	\$218.52	\$761.76	\$218.52	\$519.72	0.00
24154	2200	52720	Workers Compensation Employer's Fee	\$100.00	\$0.00	\$100.00	\$2.30	\$9.20	\$2.30	\$88.50	0.00
24154	2200	53330	Professional Development	\$2,000.00	\$3,650.00	\$5,650.00	\$0.00	\$0.00	\$0.00	\$5,650.00	0.00
24154	2200	56118	General Supplies and Materials	\$950.00	\$0.00	\$950.00	\$0.00	\$0.00	\$0.00	\$950.00	0.00
24154	2200		SUBTOTAL Support Services-Instruction	\$95,100.00	\$3,650.00	\$98,750.00	\$20,156.62	\$69,661.98	\$20,359.32	\$8,728.70	1.00
	2300		Support Services-General Administration								
24154	2300	53713	Indirect Costs - Program Administration	\$15,114.00	\$0.00	\$15,114.00	\$2,458.26	\$7,011.40	\$0.00	\$8,102.60	0.00

State of New Mexico
Public School Operating Budget - Actuals Expenditure Rollup Report
Gadsden 2013-2014 - Third Quarter (Jan - Mar) - Expenditure
Submitted

Fund	Func	Obj	Job	Description	Budget	Adjustments	Adjusted Budget	Current Period	YTD	Encumbrance	Budget Balance	FTE
24154	2300			SUBTOTAL Support Services-General Administration	\$15,114.00	\$0.00	\$15,114.00	\$2,458.26	\$7,011.40	\$0.00	\$8,102.60	0.00
	2400			Support Services-School Administration								
24154	2400	53330		Professional Development	\$5,000.00	(\$3,650.00)	\$1,350.00	\$1,350.00	\$1,350.00	\$0.00	\$0.00	0.00
24154	2400	56118		General Supplies and Materials	\$6,186.00	\$0.00	\$6,186.00	\$0.00	\$0.00	\$0.00	\$6,186.00	0.00
24154	2400			SUBTOTAL Support Services-School Administration	\$11,186.00	(\$3,650.00)	\$7,536.00	\$1,350.00	\$1,350.00	\$0.00	\$6,186.00	0.00
24154	2000			SUBTOTAL Support Services	\$126,400.00	\$0.00	\$126,400.00	\$23,964.88	\$78,023.38	\$20,359.32	\$28,017.30	1.00
24154				TOTAL	\$864,190.00	\$0.00	\$864,190.00	\$151,443.87	\$431,944.65	\$169,255.91	\$262,989.44	8.00
				Teacher/Principal Training & Recruiting								
24163				Immigrant Funding - Title III								
	1000			Instruction								
		51100		Salaries Expense								
24163	1000	51100	1711	Instructional Assistants-Grades 1-12	\$0.00	\$15,440.00	\$15,440.00	\$599.31	\$599.31	\$4,195.20	\$10,645.49	1.00
24163	1000	51100		SUBTOTAL Salaries Expense	\$0.00	\$15,440.00	\$15,440.00	\$599.31	\$599.31	\$4,195.20	\$10,645.49	1.00
		51300		Additional Compensation								
24163	1000	51300	1416	Teachers-Other Instruction	\$0.00	\$15,000.00	\$15,000.00	\$3,925.00	\$3,925.00	\$2,250.00	\$8,825.00	0.00
24163	1000	51300		SUBTOTAL Additional Compensation	\$0.00	\$15,000.00	\$15,000.00	\$3,925.00	\$3,925.00	\$2,250.00	\$8,825.00	0.00
24163	1000	52111		Educational Retirement	\$0.00	\$7,233.00	\$7,233.00	\$594.93	\$594.93	\$821.23	\$5,816.84	0.00
24163	1000	52112		ERA - Retiree Health	\$0.00	\$1,100.00	\$1,100.00	\$90.49	\$90.49	\$124.94	\$884.57	0.00
24163	1000	52210		FICA Payments	\$0.00	\$3,410.00	\$3,410.00	\$260.25	\$260.25	\$379.43	\$2,770.32	0.00
24163	1000	52220		Medicare Payments	\$0.00	\$798.00	\$798.00	\$60.84	\$60.84	\$88.74	\$648.42	0.00
24163	1000	52312		Life	\$0.00	\$0.00	\$0.00	\$4.70	\$4.70	\$16.45	(\$21.15)	0.00
24163	1000	52500		Unemployment Compensation	\$0.00	\$0.00	\$0.00	\$9.48	\$9.48	\$13.12	(\$22.60)	0.00
24163	1000	52710		Workers Compensation Premium	\$0.00	\$0.00	\$0.00	\$66.77	\$66.77	\$92.13	(\$158.90)	0.00
24163	1000	52720		Workers Compensation Employer's Fee	\$0.00	\$0.00	\$0.00	\$2.39	\$2.39	\$2.30	(\$4.69)	0.00
24163	1000	56118		General Supplies and Materials	\$0.00	\$20,000.00	\$20,000.00	\$1,406.88	\$1,406.88	\$13,341.81	\$5,251.31	0.00
24163	1000	57332		Supply Assets (\$5,000 or less)	\$0.00	\$87,019.00	\$87,019.00	\$2,503.02	\$2,503.02	\$7,784.68	\$76,731.30	0.00
24163	1000			SUBTOTAL Instruction	\$0.00	\$150,000.00	\$150,000.00	\$9,524.06	\$9,524.06	\$29,110.03	\$111,365.91	1.00
24163				TOTAL Immigrant Funding - Title III	\$0.00	\$150,000.00	\$150,000.00	\$9,524.06	\$9,524.06	\$29,110.03	\$111,365.91	1.00
24174				Carl D Perkins								
	1000			Secondary - Current Instruction								
		51100		Salaries Expense								
24174	1000	51100	1610	Substitutes Professional Development	\$0.00	\$1,980.00	\$1,980.00	\$644.98	\$809.97	\$0.00	\$1,170.03	0.00
24174	1000	51100		SUBTOTAL Salaries Expense	\$0.00	\$1,980.00	\$1,980.00	\$644.98	\$809.97	\$0.00	\$1,170.03	0.00

State of New Mexico
 Public School Operating Budget - Actuals Expenditure Rollup Report
 Gadsden 2013-2014 - Third Quarter (Jan - Mar) - Expenditure
 Submitted

Fund	Func	Obj	Job	Description	Budget	Adjustments	Adjusted Budget	Current Period	YTD	Encumbrance	Budget Balance	FTE
		51300		Additional Compensation								
24174	1000	51300	1415	Teachers-Vocational and Technical	\$0.00	\$6,000.00	\$6,000.00	\$0.00	\$3,000.00	\$0.00	\$3,000.00	0.00
24174	1000	51300		SUBTOTAL Additional Compensation	\$0.00	\$6,000.00	\$6,000.00	\$0.00	\$3,000.00	\$0.00	\$3,000.00	0.00
24174	1000	52111		Educational Retirement	\$0.00	\$1,049.00	\$1,049.00	\$0.00	\$394.50	\$0.00	\$654.50	0.00
24174	1000	52112		ERA - Retiree Health	\$0.00	\$160.00	\$160.00	\$0.00	\$60.00	\$0.00	\$100.00	0.00
24174	1000	52210		FICA Payments	\$0.00	\$495.00	\$495.00	\$39.98	\$236.21	\$0.00	\$258.79	0.00
24174	1000	52220		Medicare Payments	\$0.00	\$116.00	\$116.00	\$9.35	\$55.24	\$0.00	\$60.76	0.00
24174	1000	52500		Unemployment Compensation	\$0.00	\$0.00	\$0.00	\$1.34	\$7.98	\$0.00	(\$7.98)	0.00
24174	1000	52710		Workers Compensation Premium	\$0.00	\$0.00	\$0.00	\$9.51	\$56.19	\$0.00	(\$56.19)	0.00
24174	1000	52720		Workers Compensation Employer's Fee	\$0.00	\$0.00	\$0.00	\$0.58	\$0.58	\$0.00	(\$0.58)	0.00
24174	1000	53330		Professional Development	\$0.00	\$23,388.00	\$23,388.00	\$105.00	\$230.00	\$0.00	\$23,158.00	0.00
24174	1000	56113		Software	\$0.00	\$0.00	\$0.00	\$0.00	\$9,300.00	\$0.00	(\$9,300.00)	0.00
24174	1000	56118		General Supplies and Materials	\$0.00	\$127,588.00	\$127,588.00	\$1,287.76	\$7,141.68	\$1,238.63	\$119,207.69	0.00
24174	1000	57332		Supply Assets (\$5,000 or less)	\$0.00	\$10,000.00	\$10,000.00	\$21,775.73	\$90,648.28	\$594.00	(\$81,242.28)	0.00
24174	1000			SUBTOTAL Instruction	\$0.00	\$170,776.00	\$170,776.00	\$23,874.23	\$111,940.63	\$1,832.63	\$57,002.74	0.00
	2000			Support Services								
	2100			Support Services-Students								
24174	2100	53330		Professional Development	\$0.00	\$15,652.00	\$15,652.00	\$0.00	\$1,825.30	\$0.00	\$13,826.70	0.00
24174	2100			SUBTOTAL Support Services-Students	\$0.00	\$15,652.00	\$15,652.00	\$0.00	\$1,825.30	\$0.00	\$13,826.70	0.00
	2200			Support Services-Instruction								
24174	2200	53330		Professional Development	\$0.00	\$3,446.00	\$3,446.00	\$0.00	\$0.00	\$0.00	\$3,446.00	0.00
24174	2200	56118		General Supplies and Materials	\$0.00	\$2,000.00	\$2,000.00	\$0.00	\$0.00	\$0.00	\$2,000.00	0.00
24174	2200			SUBTOTAL Support Services-Instruction	\$0.00	\$5,446.00	\$5,446.00	\$0.00	\$0.00	\$0.00	\$5,446.00	0.00
	2300			Support Services-General Administration								
24174	2300	53713		Indirect Costs - Program Administration	\$0.00	\$3,343.00	\$3,343.00	\$393.93	\$1,877.14	\$0.00	\$1,465.86	0.00
24174	2300			SUBTOTAL Support Services-General Administration	\$0.00	\$3,343.00	\$3,343.00	\$393.93	\$1,877.14	\$0.00	\$1,465.86	0.00
	2400			Support Services-School Administration								
24174	2400	53330		Professional Development	\$0.00	\$10,661.00	\$10,661.00	\$0.00	\$0.00	\$0.00	\$10,661.00	0.00
24174	2400			SUBTOTAL Support Services-School Administration	\$0.00	\$10,661.00	\$10,661.00	\$0.00	\$0.00	\$0.00	\$10,661.00	0.00
24174	2000			SUBTOTAL Support Services	\$0.00	\$35,102.00	\$35,102.00	\$393.93	\$3,702.44	\$0.00	\$31,399.56	0.00
24174				TOTAL Carl D Perkins Secondary - Current	\$0.00	\$205,878.00	\$205,878.00	\$24,268.16	\$115,643.07	\$1,832.63	\$88,402.30	0.00
24175				Carl D Perkins Secondary - PY Unliq. Obligations								

State of New Mexico
Public School Operating Budget - Actuals Expenditure Rollup Report
Gadsden 2013-2014 - Third Quarter (Jan - Mar) - Expenditure
Submitted

Fund	Func	Obj	Job	Description	Budget	Adjustments	Adjusted Budget	Current Period	YTD	Encumbrance	Budget Balance	FTE
	1000			Instruction								
24175	1000	56118		General Supplies and Materials	\$0.00	\$11,235.00	\$11,235.00	\$0.00	\$0.00	\$0.00	\$11,235.00	0.00
24175	1000	57332		Supply Assets (\$5,000 or less)	\$0.00	\$49,413.00	\$49,413.00	\$0.00	\$49,404.28	\$0.00	\$8.72	0.00
24175	1000			SUBTOTAL Instruction	\$0.00	\$60,648.00	\$60,648.00	\$0.00	\$49,404.28	\$0.00	\$11,243.72	0.00
24175				TOTAL Carl D Perkins	\$0.00	\$60,648.00	\$60,648.00	\$0.00	\$49,404.28	\$0.00	\$11,243.72	0.00
				Secondary - PY Unliq.								
				Obligations								
24176				Carl D Perkins								
				Secondary -								
				Redistribution								
	1000			Instruction								
		51100		Salaries Expense								
24176	1000	51100	1415	Teachers-Vocational and Technical	\$0.00	\$0.00	\$0.00	(\$6,950.00)	\$0.00	\$0.00	\$0.00	0.00
24176	1000	51100		SUBTOTAL Salaries Expense	\$0.00	\$0.00	\$0.00	(\$6,950.00)	\$0.00	\$0.00	\$0.00	0.00
		51300		Additional Compensation								
24176	1000	51300	1415	Teachers-Vocational and Technical	\$0.00	\$7,720.00	\$7,720.00	\$6,950.00	\$6,950.00	\$0.00	\$770.00	0.00
24176	1000	51300		SUBTOTAL Additional Compensation	\$0.00	\$7,720.00	\$7,720.00	\$6,950.00	\$6,950.00	\$0.00	\$770.00	0.00
24176	1000	52111		Educational Retirement	\$0.00	\$1,315.00	\$1,315.00	\$0.00	\$913.94	\$0.00	\$401.06	0.00
24176	1000	52112		ERA - Retiree Health	\$0.00	\$200.00	\$200.00	\$0.00	\$139.00	\$0.00	\$61.00	0.00
24176	1000	52210		FICA Payments	\$0.00	\$620.00	\$620.00	\$0.00	\$430.90	\$0.00	\$189.10	0.00
24176	1000	52220		Medicare Payments	\$0.00	\$145.00	\$145.00	\$0.00	\$100.79	\$0.00	\$44.21	0.00
24176	1000	52500		Unemployment Compensation	\$0.00	\$0.00	\$0.00	\$0.00	\$14.61	\$0.00	(\$14.61)	0.00
24176	1000	52710		Workers Compensation Premium	\$0.00	\$0.00	\$0.00	\$0.00	\$102.57	\$0.00	(\$102.57)	0.00
24176	1000	53330		Professional Development	\$0.00	\$5,105.00	\$5,105.00	\$0.00	\$5,402.00	\$0.00	(\$297.00)	0.00
24176	1000	53414		Other Services	\$0.00	\$14,330.00	\$14,330.00	\$0.00	\$0.00	\$0.00	\$14,330.00	0.00
24176	1000	56118		General Supplies and Materials	\$0.00	\$10,184.00	\$10,184.00	\$0.00	\$0.00	\$0.00	\$10,184.00	0.00
24176	1000			SUBTOTAL Instruction	\$0.00	\$39,619.00	\$39,619.00	\$0.00	\$14,053.81	\$0.00	\$25,565.19	0.00
	2000			Support Services								
	2300			Support Services-General Administration								
24176	2300	53713		Indirect Costs - Program Administration	\$0.00	\$667.00	\$667.00	\$0.00	\$231.89	\$0.00	\$435.11	0.00
24176	2300			SUBTOTAL Support Services-General Administration	\$0.00	\$667.00	\$667.00	\$0.00	\$231.89	\$0.00	\$435.11	0.00
24176	2000			SUBTOTAL Support Services	\$0.00	\$667.00	\$667.00	\$0.00	\$231.89	\$0.00	\$435.11	0.00
24176				TOTAL Carl D Perkins	\$0.00	\$40,286.00	\$40,286.00	\$0.00	\$14,285.70	\$0.00	\$26,000.30	0.00
				Secondary -								
				Redistribution								
24180				Carl D Perkins HSTW - Current Instruction								
	1000			Instruction								

State of New Mexico
 Public School Operating Budget - Actuals Expenditure Rollup Report
 Gadsden 2013-2014 - Third Quarter (Jan - Mar) - Expenditure
 Submitted

Fund	Func	Obj	Job	Description	Budget	Adjustments	Adjusted Budget	Current Period	YTD	Encumbrance	Budget Balance	FTE
24180	1000	53330		Professional Development	\$0.00	\$98,838.00	\$98,838.00	\$14,411.36	\$16,450.36	\$56,922.32	\$25,465.32	0.00
24180	1000	56118		General Supplies and Materials	\$0.00	\$6,280.00	\$6,280.00	\$5,280.00	\$5,280.00	\$0.00	\$1,000.00	0.00
24180	1000			SUBTOTAL Instruction	\$0.00	\$105,118.00	\$105,118.00	\$19,691.36	\$21,730.36	\$56,922.32	\$26,465.32	0.00
	2000			Support Services								
	2300			Support Services-General Administration								
24180	2300	53713		Indirect Costs - Program Administration	\$0.00	\$1,735.00	\$1,735.00	\$324.92	\$358.56	\$0.00	\$1,376.44	0.00
24180	2300			SUBTOTAL Support Services-General Administration	\$0.00	\$1,735.00	\$1,735.00	\$324.92	\$358.56	\$0.00	\$1,376.44	0.00
24180	2000			SUBTOTAL Support Services	\$0.00	\$1,735.00	\$1,735.00	\$324.92	\$358.56	\$0.00	\$1,376.44	0.00
24180				TOTAL Carl D Perkins HSTW - Current	\$0.00	\$106,853.00	\$106,853.00	\$20,016.28	\$22,088.92	\$56,922.32	\$27,841.76	0.00
24182				Carl D Perkins HSTW - Redistribution Instruction								
	1000											
24182	1000	53330		Professional Development	\$0.00	\$13,670.00	\$13,670.00	\$0.00	\$7,205.12	\$0.00	\$6,464.88	0.00
24182	1000			SUBTOTAL Instruction	\$0.00	\$13,670.00	\$13,670.00	\$0.00	\$7,205.12	\$0.00	\$6,464.88	0.00
24182				TOTAL Carl D Perkins HSTW - Redistribution	\$0.00	\$13,670.00	\$13,670.00	\$0.00	\$7,205.12	\$0.00	\$6,464.88	0.00
24000				TOTAL Federal Flow-through Grants	\$12,348,024.00	\$4,802,534.00	\$17,150,558.00	\$2,955,268.91	\$7,878,889.79	\$4,309,736.10	\$4,961,932.11	177.37
25000				Federal Direct Grants								
25153				Title XIX MEDICAID 3/21 Years Instruction								
	1000											
25153	1000	55817		Student Travel	\$0.00	\$1,500.00	\$1,500.00	\$0.00	\$0.00	\$757.50	\$742.50	0.00
25153	1000			SUBTOTAL Instruction	\$0.00	\$1,500.00	\$1,500.00	\$0.00	\$0.00	\$757.50	\$742.50	0.00
	2000			Support Services								
	2100			Support Services-Students								
	51100			Salaries Expense								
25153	2100	51100	1215	Registered Nurses	\$185,000.00	\$60,973.00	\$245,973.00	\$48,224.32	\$149,873.33	\$54,146.64	\$41,953.03	5.00
25153	2100	51100	1216	Health Assistants	\$0.00	\$0.00	\$0.00	\$0.00	\$1,825.43	\$0.00	(\$1,825.43)	0.04
25153	2100	51100	1218	School/Student Support	\$225,000.00	\$0.00	\$225,000.00	\$52,799.67	\$139,140.70	\$70,164.53	\$15,694.77	5.00
25153	2100	51100		SUBTOTAL Salaries Expense	\$410,000.00	\$60,973.00	\$470,973.00	\$101,023.99	\$290,839.46	\$124,311.17	\$55,822.37	10.04
	51300			Additional Compensation								
25153	2100	51300	1215	Registered Nurses	\$0.00	\$0.00	\$0.00	\$156.25	\$1,481.25	\$0.00	(\$1,481.25)	0.00
25153	2100	51300		SUBTOTAL Additional Compensation	\$0.00	\$0.00	\$0.00	\$156.25	\$1,481.25	\$0.00	(\$1,481.25)	0.00
25153	2100	52111		Educational Retirement	\$50,500.00	\$29,949.00	\$80,449.00	\$13,305.43	\$38,032.17	\$16,347.21	\$26,069.62	0.00
25153	2100	52112		ERA - Retiree Health	\$10,000.00	\$4,555.00	\$14,555.00	\$2,023.65	\$5,784.31	\$2,486.27	\$6,284.42	0.00
25153	2100	52210		FICA Payments	\$25,500.00	\$14,120.00	\$39,620.00	\$5,744.63	\$16,414.45	\$7,055.92	\$16,149.63	0.00

State of New Mexico
Public School Operating Budget - Actuals Expenditure Rollup Report
Gadsden 2013-2014 - Third Quarter (Jan - Mar) - Expenditure
Submitted

Fund	Func	Obj	Job Description	Budget	Adjustments	Adjusted Budget	Current Period	YTD	Encumbrance	Budget Balance	FTE
25153	2100	52220	Medicare Payments	\$6,000.00	\$3,302.00	\$9,302.00	\$1,343.30	\$3,838.45	\$1,649.91	\$3,813.64	0.00
25153	2100	52311	Health and Medical Premiums	\$33,000.00	\$0.00	\$33,000.00	\$9,957.90	\$28,667.15	\$12,387.07	(\$8,054.22)	0.00
25153	2100	52312	Life	\$600.00	\$0.00	\$600.00	\$126.90	\$368.95	\$159.80	\$71.25	0.00
25153	2100	52313	Dental	\$2,500.00	\$0.00	\$2,500.00	\$602.58	\$1,612.14	\$775.62	\$112.24	0.00
25153	2100	52314	Vision	\$600.00	\$0.00	\$600.00	\$111.24	\$303.55	\$141.41	\$155.04	0.00
25153	2100	52315	Disability	\$600.00	\$0.00	\$600.00	\$108.00	\$297.37	\$132.47	\$170.16	0.00
25153	2100	52500	Unemployment Compensation	\$600.00	\$0.00	\$600.00	\$212.64	\$607.81	\$261.25	(\$269.06)	0.00
25153	2100	52710	Workers Compensation Premium	\$6,000.00	\$0.00	\$6,000.00	\$1,492.48	\$4,266.12	\$1,833.65	(\$99.77)	0.00
25153	2100	52720	Workers Compensation Employer's Fee	\$100.00	\$0.00	\$100.00	\$20.70	\$67.25	\$20.70	\$12.05	0.00
25153	2100	53414	Other Services	\$27,000.00	\$0.00	\$27,000.00	\$0.00	\$0.00	\$0.00	\$27,000.00	0.00
25153	2100	54311	Maintenance & Repair - Furniture/Fixtures/Equipment	\$2,000.00	\$0.00	\$2,000.00	\$0.00	\$0.00	\$0.00	\$2,000.00	0.00
25153	2100	55813	Employee Travel - Non-Teachers	\$30,637.00	\$0.00	\$30,637.00	\$2,704.32	\$3,333.80	\$12,560.00	\$14,743.20	0.00
25153	2100	56113	Software	\$20,000.00	\$0.00	\$20,000.00	\$0.00	\$8,225.00	\$13,250.00	(\$1,475.00)	0.00
25153	2100	56118	General Supplies and Materials	\$30,000.00	(\$1,500.00)	\$28,500.00	\$0.00	\$776.74	\$0.00	\$27,723.26	0.00
25153	2100		SUBTOTAL Support Services-Students	\$655,637.00	\$111,399.00	\$767,036.00	\$138,934.01	\$404,915.97	\$193,372.45	\$168,747.58	10.04
	2200		Support Services-Instruction								
		51100	Salaries Expense								
25153	2200	51100	1211 Coordinator/Subject Matter Specialist	\$59,000.00	\$0.00	\$59,000.00	\$12,708.00	\$38,124.00	\$12,708.00	\$8,168.00	1.00
25153	2200	51100	1217 Secretarial/Clerical/Technical Assistants	\$25,000.00	\$0.00	\$25,000.00	\$6,333.60	\$19,000.80	\$6,333.60	(\$334.40)	1.00
25153	2200	51100	SUBTOTAL Salaries Expense	\$84,000.00	\$0.00	\$84,000.00	\$19,041.60	\$57,124.80	\$19,041.60	\$7,833.60	2.00
25153	2200	52111	Educational Retirement	\$11,020.00	\$0.00	\$11,020.00	\$2,503.98	\$7,511.94	\$2,503.98	\$1,004.08	0.00
25153	2200	52112	ERA - Retiree Health	\$1,680.00	\$0.00	\$1,680.00	\$380.82	\$1,142.46	\$380.82	\$156.72	0.00
25153	2200	52210	FICA Payments	\$5,208.00	\$0.00	\$5,208.00	\$961.02	\$3,010.66	\$961.02	\$1,236.32	0.00
25153	2200	52220	Medicare Payments	\$1,220.00	\$0.00	\$1,220.00	\$224.76	\$704.12	\$224.76	\$291.12	0.00
25153	2200	52311	Health and Medical Premiums	\$15,000.00	\$0.00	\$15,000.00	\$3,516.12	\$8,457.72	\$3,516.12	\$3,026.16	0.00
25153	2200	52312	Life	\$150.00	\$0.00	\$150.00	\$28.20	\$84.60	\$28.20	\$37.20	0.00
25153	2200	52313	Dental	\$1,000.00	\$0.00	\$1,000.00	\$240.00	\$725.52	\$240.00	\$34.48	0.00
25153	2200	52314	Vision	\$150.00	\$0.00	\$150.00	\$36.72	\$111.36	\$36.72	\$1.92	0.00
25153	2200	52315	Disability	\$350.00	\$0.00	\$350.00	\$66.24	\$200.12	\$66.24	\$83.64	0.00
25153	2200	52500	Unemployment Compensation	\$110.00	\$0.00	\$110.00	\$40.02	\$120.06	\$40.02	(\$50.08)	0.00
25153	2200	52710	Workers Compensation Premium	\$1,300.00	\$0.00	\$1,300.00	\$280.86	\$842.58	\$280.86	\$176.56	0.00
25153	2200	52720	Workers Compensation Employer's Fee	\$30.00	\$0.00	\$30.00	\$4.60	\$13.80	\$4.60	\$11.60	0.00
25153	2200	53330	Professional Development	\$15,000.00	\$0.00	\$15,000.00	\$3,270.00	\$6,747.20	\$0.00	\$8,252.80	0.00
25153	2200	53414	Other Services	\$45,000.00	\$0.00	\$45,000.00	\$6,986.07	\$9,825.45	\$21,824.55	\$13,350.00	0.00
25153	2200	55813	Employee Travel - Non-Teachers	\$2,500.00	\$0.00	\$2,500.00	\$1,502.08	\$2,252.85	\$2,279.60	(\$2,032.45)	0.00
25153	2200	56118	General Supplies and Materials	\$25,000.00	\$0.00	\$25,000.00	\$2,224.42	\$5,206.71	\$0.00	\$19,793.29	0.00
25153	2200	57332	Supply Assets (\$5,000 or less)	\$0.00	\$114,847.00	\$114,847.00	\$3,550.00	\$7,393.63	\$3,288.00	\$104,165.37	0.00
25153	2200		SUBTOTAL Support Services-Instruction	\$208,718.00	\$114,847.00	\$323,565.00	\$44,857.51	\$111,475.58	\$54,717.09	\$157,372.33	2.00
	2300		Support Services-General Administration								

State of New Mexico
Public School Operating Budget - Actuals Expenditure Rollup Report
Gadsden 2013-2014 - Third Quarter (Jan - Mar) - Expenditure
Submitted

Fund	Func	Obj	Job	Description	Budget	Adjustments	Adjusted Budget	Current Period	YTD	Encumbrance	Budget Balance	FTE
25153	2300	53713		Indirect Costs - Program Administration	\$15,395.00	\$0.00	\$15,395.00	\$3,034.57	\$8,525.70	\$0.00	\$6,869.30	0.00
25153	2300			SUBTOTAL Support Services-General Administration	\$15,395.00	\$0.00	\$15,395.00	\$3,034.57	\$8,525.70	\$0.00	\$6,869.30	0.00
	2600			Operation & Maintenance of Plant								
25153	2600	54416		Communication Services	\$500.00	\$0.00	\$500.00	\$122.06	\$317.83	\$22.17	\$160.00	0.00
25153	2600			SUBTOTAL Operation & Maintenance of Plant	\$500.00	\$0.00	\$500.00	\$122.06	\$317.83	\$22.17	\$160.00	0.00
25153	2000			SUBTOTAL Support Services	\$880,250.00	\$226,246.00	\$1,106,496.00	\$186,948.15	\$525,235.08	\$248,111.71	\$333,149.21	12.04
25153				TOTAL Title XIX MEDICAID 3/21 Years	\$880,250.00	\$227,746.00	\$1,107,996.00	\$186,948.15	\$525,235.08	\$248,869.21	\$333,891.71	12.04
25000				TOTAL Federal Direct Grants	\$880,250.00	\$227,746.00	\$1,107,996.00	\$186,948.15	\$525,235.08	\$248,869.21	\$333,891.71	12.04
26000				Local Grants								
26143				Save the Children Instruction								
	1000											
		51100		Salaries Expense								
26143	1000	51100	1621	Summer School/After School	\$36,634.00	\$0.00	\$36,634.00	\$11,480.00	\$27,499.20	\$525.00	\$8,609.80	1.91
26143	1000	51100		SUBTOTAL Salaries Expense	\$36,634.00	\$0.00	\$36,634.00	\$11,480.00	\$27,499.20	\$525.00	\$8,609.80	1.91
		51300		Additional Compensation								
26143	1000	51300	1621	Summer School/After School	\$0.00	\$833.00	\$833.00	\$2,384.36	\$6,474.10	\$280.14	(\$5,921.24)	0.00
26143	1000	51300		SUBTOTAL Additional Compensation	\$0.00	\$833.00	\$833.00	\$2,384.36	\$6,474.10	\$280.14	(\$5,921.24)	0.00
26143	1000	52111		Educational Retirement	\$4,800.00	\$142.00	\$4,942.00	\$85.37	\$592.59	\$0.00	\$4,349.41	0.00
26143	1000	52112		ERA - Retiree Health	\$720.00	\$22.00	\$742.00	\$12.99	\$90.13	\$0.00	\$651.87	0.00
26143	1000	52210		FICA Payments	\$2,250.00	\$67.00	\$2,317.00	\$846.54	\$2,086.72	\$43.71	\$186.57	0.00
26143	1000	52220		Medicare Payments	\$512.00	\$15.00	\$527.00	\$198.01	\$488.10	\$10.22	\$28.68	0.00
26143	1000	52312		Life	\$0.00	\$0.00	\$0.00	\$18.80	\$18.80	\$2.35	(\$21.15)	0.00
26143	1000	52500		Unemployment Compensation	\$0.00	\$0.00	\$0.00	\$29.09	\$71.67	\$1.48	(\$73.15)	0.00
26143	1000	52710		Workers Compensation Premium	\$0.00	\$0.00	\$0.00	\$203.97	\$502.70	\$10.39	(\$513.09)	0.00
26143	1000	52720		Workers Compensation Employer's Fee	\$0.00	\$0.00	\$0.00	\$6.91	\$21.91	\$0.00	(\$21.91)	0.00
26143	1000	56118		General Supplies and Materials	\$1,820.00	\$0.00	\$1,820.00	\$1,251.09	\$2,002.85	\$48.66	(\$231.51)	0.00
26143	1000			SUBTOTAL Instruction	\$46,736.00	\$1,079.00	\$47,815.00	\$16,517.13	\$39,848.77	\$921.95	\$7,044.28	1.91
26143				TOTAL Save the Children	\$46,736.00	\$1,079.00	\$47,815.00	\$16,517.13	\$39,848.77	\$921.95	\$7,044.28	1.91
26204				Spaceport GRT Grant - Dona Ana County Instruction								
	1000											
		51100		Salaries Expense								
26204	1000	51100	1411	Teachers-Grades 1-12	\$420,740.00	\$0.00	\$420,740.00	\$58,781.36	\$179,509.97	\$88,864.05	\$152,365.98	7.00
26204	1000	51100	1610	Substitutes Professional Development	\$0.00	\$0.00	\$0.00	\$0.00	\$52.50	\$0.00	(\$52.50)	0.00

State of New Mexico
Public School Operating Budget - Actuals Expenditure Rollup Report
Gadsden 2013-2014 - Third Quarter (Jan - Mar) - Expenditure
Submitted

Fund	Func	Obj	Job	Description	Budget	Adjustments	Adjusted Budget	Current Period	YTD	Encumbrance	Budget Balance	FTE
26204	1000	51100		SUBTOTAL Salaries Expense	\$420,740.00	\$0.00	\$420,740.00	\$58,781.36	\$179,562.47	\$88,864.05	\$152,313.48	7.00
		51300		Additional Compensation								
26204	1000	51300	1411	Teachers-Grades 1-12	\$64,169.00	\$0.00	\$64,169.00	\$10,227.10	\$29,588.08	\$13,344.70	\$21,236.22	0.00
26204	1000	51300		SUBTOTAL Additional Compensation	\$64,169.00	\$0.00	\$64,169.00	\$10,227.10	\$29,588.08	\$13,344.70	\$21,236.22	0.00
26204	1000	52111		Educational Retirement	\$78,901.00	\$0.00	\$78,901.00	\$9,074.97	\$27,497.34	\$13,440.81	\$37,962.85	0.00
26204	1000	52112		ERA - Retiree Health	\$12,000.00	\$0.00	\$12,000.00	\$1,379.93	\$4,181.30	\$2,043.85	\$5,774.85	0.00
26204	1000	52210		FICA Payments	\$37,200.00	\$0.00	\$37,200.00	\$4,177.04	\$12,523.15	\$6,199.16	\$18,477.69	0.00
26204	1000	52220		Medicare Payments	\$8,048.00	\$0.00	\$8,048.00	\$976.88	\$2,928.75	\$1,449.69	\$3,669.56	0.00
26204	1000	52311		Health and Medical Premiums	\$0.00	\$0.00	\$0.00	\$1,888.92	\$8,107.36	\$2,518.56	(\$10,625.92)	0.00
26204	1000	52312		Life	\$0.00	\$0.00	\$0.00	\$87.31	\$256.51	\$131.60	(\$388.11)	0.00
26204	1000	52313		Dental	\$0.00	\$0.00	\$0.00	\$142.38	\$455.72	\$189.84	(\$645.56)	0.00
26204	1000	52314		Vision	\$0.00	\$0.00	\$0.00	\$30.18	\$111.98	\$40.24	(\$152.22)	0.00
26204	1000	52315		Disability	\$0.00	\$0.00	\$0.00	\$36.60	\$95.64	\$48.80	(\$144.44)	0.00
26204	1000	52500		Unemployment Compensation	\$653.00	\$0.00	\$653.00	\$144.85	\$438.97	\$214.65	(\$0.62)	0.00
26204	1000	52710		Workers Compensation Premium	\$72.00	\$0.00	\$72.00	\$1,018.06	\$3,085.49	\$1,507.77	(\$4,521.26)	0.00
26204	1000	52720		Workers Compensation Employer's Fee	\$13.00	\$0.00	\$13.00	\$16.45	\$48.96	\$16.45	(\$52.41)	0.00
26204	1000	53330		Professional Development	\$134,381.00	\$27,736.00	\$162,117.00	\$362.00	\$7,547.88	\$2,898.00	\$151,671.12	0.00
26204	1000	53414		Other Services	\$235,241.00	\$0.00	\$235,241.00	\$43,905.46	\$204,846.46	\$150,528.67	(\$120,134.13)	0.00
26204	1000	53711		Other Charges	\$0.00	\$0.00	\$0.00	\$0.00	\$9,000.00	\$0.00	(\$9,000.00)	0.00
26204	1000	55817		Student Travel	\$26,980.00	\$0.00	\$26,980.00	\$2,483.94	\$17,842.56	\$4,981.21	\$4,156.23	0.00
26204	1000	56113		Software	\$49,375.00	\$0.00	\$49,375.00	\$4,430.00	\$4,430.00	\$0.00	\$44,945.00	0.00
26204	1000	56118		General Supplies and Materials	\$121,573.00	\$26,835.00	\$148,408.00	\$3,837.80	\$5,908.59	\$1,446.08	\$141,053.33	0.00
26204	1000	57332		Supply Assets (\$5,000 or less)	\$0.00	\$0.00	\$0.00	\$0.00	\$1,425.56	\$0.00	(\$1,425.56)	0.00
26204	1000			SUBTOTAL Instruction	\$1,189,346.00	\$54,571.00	\$1,243,917.00	\$143,001.23	\$519,882.77	\$289,864.13	\$434,170.10	7.00
	2000			Support Services								
	2200			Support Services-Instruction								
		51100		Salaries Expense								
26204	2200	51100	1211	Coordinator/Subject Matter Specialist	\$85,000.00	\$0.00	\$85,000.00	\$9,521.16	\$28,563.48	\$9,521.14	\$46,915.38	0.50
26204	2200	51100		SUBTOTAL Salaries Expense	\$85,000.00	\$0.00	\$85,000.00	\$9,521.16	\$28,563.48	\$9,521.14	\$46,915.38	0.50
26204	2200	52111		Educational Retirement	\$11,177.00	\$0.00	\$11,177.00	\$1,252.02	\$3,756.06	\$1,252.02	\$6,168.92	0.00
26204	2200	52112		ERA - Retiree Health	\$1,700.00	\$0.00	\$1,700.00	\$190.44	\$571.32	\$190.44	\$938.24	0.00
26204	2200	52210		FICA Payments	\$5,270.00	\$0.00	\$5,270.00	\$569.82	\$1,710.30	\$569.82	\$2,989.88	0.00
26204	2200	52220		Medicare Payments	\$1,232.00	\$0.00	\$1,232.00	\$133.26	\$399.98	\$133.26	\$698.76	0.00
26204	2200	52311		Health and Medical Premiums	\$0.00	\$0.00	\$0.00	\$496.62	\$1,469.38	\$496.62	(\$1,966.00)	0.00
26204	2200	52312		Life	\$0.00	\$0.00	\$0.00	\$7.08	\$21.24	\$7.08	(\$28.32)	0.00
26204	2200	52315		Disability	\$0.00	\$0.00	\$0.00	\$33.18	\$98.64	\$33.18	(\$131.82)	0.00
26204	2200	52500		Unemployment Compensation	\$0.00	\$0.00	\$0.00	\$19.98	\$59.94	\$19.98	(\$79.92)	0.00
26204	2200	52710		Workers Compensation Premium	\$0.00	\$0.00	\$0.00	\$140.46	\$421.38	\$140.46	(\$561.84)	0.00
26204	2200	52720		Workers Compensation Employer's Fee	\$0.00	\$0.00	\$0.00	\$1.15	\$3.45	\$1.15	(\$4.60)	0.00
26204	2200	53330		Professional Development	\$0.00	\$0.00	\$0.00	\$100.00	\$100.00	\$267.00	(\$367.00)	0.00

State of New Mexico
Public School Operating Budget - Actuals Expenditure Rollup Report
Gadsden 2013-2014 - Third Quarter (Jan - Mar) - Expenditure
Submitted

Fund	Func	Obj	Job Description	Budget	Adjustments	Adjusted Budget	Current Period	YTD	Encumbrance	Budget Balance	FTE
26204	2200		<i>SUBTOTAL Support Services-Instruction</i>	\$104,379.00	\$0.00	\$104,379.00	\$12,465.17	\$37,175.17	\$12,632.15	\$54,571.68	0.50
	2300		Support Services-General Administration								
26204	2300	53713	Indirect Costs - Program Administration	\$23,029.00	\$900.00	\$23,929.00	\$2,565.20	\$9,191.46	\$0.00	\$14,737.54	0.00
26204	2300		<i>SUBTOTAL Support Services-General Administration</i>	\$23,029.00	\$900.00	\$23,929.00	\$2,565.20	\$9,191.46	\$0.00	\$14,737.54	0.00
26204	2000		<i>SUBTOTAL Support Services</i>	\$127,408.00	\$900.00	\$128,308.00	\$15,030.37	\$46,366.63	\$12,632.15	\$69,309.22	0.50
26204			TOTAL Spaceport GRT Grant - Dona Ana County	\$1,316,754.00	\$55,471.00	\$1,372,225.00	\$158,031.60	\$566,249.40	\$302,496.28	\$503,479.32	7.50
26215			The Bridge of Southern New Mexico								
	1000		Instruction								
26215	1000	56113	Software	\$0.00	\$22,330.00	\$22,330.00	\$0.00	\$0.00	\$0.00	\$22,330.00	0.00
26215	1000	57332	Supply Assets (\$5,000 or less)	\$0.00	\$78,669.00	\$78,669.00	\$0.00	\$0.00	\$0.00	\$78,669.00	0.00
26215	1000		<i>SUBTOTAL Instruction</i>	\$0.00	\$100,999.00	\$100,999.00	\$0.00	\$0.00	\$0.00	\$100,999.00	0.00
	2000		Support Services								
	2300		Support Services-General Administration								
26215	2300	53713	Indirect Costs - Program Administration	\$0.00	\$1,797.00	\$1,797.00	\$0.00	\$0.00	\$0.00	\$1,797.00	0.00
26215	2300		<i>SUBTOTAL Support Services-General Administration</i>	\$0.00	\$1,797.00	\$1,797.00	\$0.00	\$0.00	\$0.00	\$1,797.00	0.00
26215	2000		<i>SUBTOTAL Support Services</i>	\$0.00	\$1,797.00	\$1,797.00	\$0.00	\$0.00	\$0.00	\$1,797.00	0.00
26215			TOTAL The Bridge of Southern New Mexico	\$0.00	\$102,796.00	\$102,796.00	\$0.00	\$0.00	\$0.00	\$102,796.00	0.00
26000			TOTAL Local Grants	\$1,363,490.00	\$159,346.00	\$1,522,836.00	\$174,548.73	\$606,098.17	\$303,418.23	\$613,319.60	9.41
27000			State Flow-through Grants								
27103			2009 Dual Credit Instructional Materials/HB2 Instruction								
	1000		Instruction								
27103	1000	56112	Other Textbooks	\$0.00	\$22,418.00	\$22,418.00	\$0.00	\$22,418.00	\$0.00	\$0.00	0.00
27103	1000		<i>SUBTOTAL Instruction</i>	\$0.00	\$22,418.00	\$22,418.00	\$0.00	\$22,418.00	\$0.00	\$0.00	0.00
27103			TOTAL 2009 Dual Credit Instructional Materials/HB2	\$0.00	\$22,418.00	\$22,418.00	\$0.00	\$22,418.00	\$0.00	\$0.00	0.00
27107			2012 GOBond Student Library SB-66								

State of New Mexico
Public School Operating Budget - Actuals Expenditure Rollup Report
Gadsden 2013-2014 - Third Quarter (Jan - Mar) - Expenditure
Submitted

Fund	Func	Obj	Job	Description	Budget	Adjustments	Adjusted Budget	Current Period	YTD	Encumbrance	Budget Balance	FTE
	2000			Support Services								
	2200			Support Services-Instruction								
27107	2200	56114		Library And Audio-Visual	\$0.00	\$0.00	\$0.00	\$16,775.18	\$30,944.87	\$47,983.13	(\$78,928.00)	0.00
27107	2200	56118		General Supplies and Materials	\$41,475.00	\$0.00	\$41,475.00	\$435.60	\$2,302.20	\$0.00	\$39,172.80	0.00
27107	2200	57332		Supply Assets (\$5,000 or less)	\$41,474.00	\$0.00	\$41,474.00	\$0.00	\$0.00	\$0.00	\$41,474.00	0.00
27107	2200			SUBTOTAL Support Services-Instruction	\$82,949.00	\$0.00	\$82,949.00	\$17,210.78	\$33,247.07	\$47,983.13	\$1,718.80	0.00
27107	2000			SUBTOTAL Support Services	\$82,949.00	\$0.00	\$82,949.00	\$17,210.78	\$33,247.07	\$47,983.13	\$1,718.80	0.00
27107				TOTAL 2012 GOBond Student Library SB-66	\$82,949.00	\$0.00	\$82,949.00	\$17,210.78	\$33,247.07	\$47,983.13	\$1,718.80	0.00
27114				New Mexico Reads to Lead K-3								
	1000			Instruction								
		51100		Salaries Expense								
27114	1000	51100	1411	Teachers-Grades 1-12	\$0.00	\$18,812.00	\$18,812.00	\$0.00	\$0.00	\$0.00	\$18,812.00	0.00
27114	1000	51100		SUBTOTAL Salaries Expense	\$0.00	\$18,812.00	\$18,812.00	\$0.00	\$0.00	\$0.00	\$18,812.00	0.00
27114	1000	52111		Educational Retirement	\$0.00	\$3,204.00	\$3,204.00	\$0.00	\$0.00	\$0.00	\$3,204.00	0.00
27114	1000	52112		ERA - Retiree Health	\$0.00	\$487.00	\$487.00	\$0.00	\$0.00	\$0.00	\$487.00	0.00
27114	1000	52210		FICA Payments	\$0.00	\$1,511.00	\$1,511.00	\$0.00	\$0.00	\$0.00	\$1,511.00	0.00
27114	1000	52220		Medicare Payments	\$0.00	\$354.00	\$354.00	\$0.00	\$0.00	\$0.00	\$354.00	0.00
27114	1000	56118		General Supplies and Materials	\$0.00	\$0.00	\$0.00	\$0.00	\$0.00	\$0.00	\$0.00	0.00
27114	1000			SUBTOTAL Instruction	\$0.00	\$24,368.00	\$24,368.00	\$0.00	\$0.00	\$0.00	\$24,368.00	0.00
27114				TOTAL New Mexico Reads to Lead K-3	\$0.00	\$24,368.00	\$24,368.00	\$0.00	\$0.00	\$0.00	\$24,368.00	0.00
27149				PreK Initiative								
	1000			Instruction								
		51100		Salaries Expense								
27149	1000	51100	1414	Teachers-Preschool (exclude Special Ed)	\$449,043.00	\$0.00	\$449,043.00	\$128,029.99	\$361,739.31	\$143,230.30	(\$55,926.61)	12.50
27149	1000	51100	1610	Substitutes Professional Development	\$20,000.00	\$0.00	\$20,000.00	\$0.00	\$0.00	\$0.00	\$20,000.00	0.00
27149	1000	51100	1611	Substitutes-Sick Leave	\$0.00	\$0.00	\$0.00	\$2,911.66	\$7,967.24	\$927.33	(\$8,894.57)	0.00
27149	1000	51100	1612	Substitutes-Other Leave	\$0.00	\$0.00	\$0.00	\$1,522.51	\$3,438.76	\$905.63	(\$4,344.39)	0.00
27149	1000	51100	1714	Instructional Assistants Preschool	\$327,289.00	\$0.00	\$327,289.00	\$51,537.24	\$145,896.78	\$60,126.41	\$121,265.81	11.50
27149	1000	51100		SUBTOTAL Salaries Expense	\$796,332.00	\$0.00	\$796,332.00	\$184,001.40	\$519,042.09	\$205,189.67	\$72,100.24	24.00
27149	1000	52111		Educational Retirement	\$102,088.00	\$0.00	\$102,088.00	\$23,613.11	\$66,754.12	\$26,741.40	\$8,592.48	0.00
27149	1000	52112		ERA - Retiree Health	\$15,527.00	\$0.00	\$15,527.00	\$3,591.23	\$10,152.48	\$4,067.04	\$1,307.48	0.00
27149	1000	52210		FICA Payments	\$48,133.00	\$0.00	\$48,133.00	\$10,257.38	\$29,008.64	\$11,370.49	\$7,753.87	0.00
27149	1000	52220		Medicare Payments	\$11,257.00	\$0.00	\$11,257.00	\$2,398.94	\$6,784.30	\$2,659.27	\$1,813.43	0.00
27149	1000	52311		Health and Medical Premiums	\$141,237.00	\$0.00	\$141,237.00	\$27,706.22	\$77,375.71	\$31,338.86	\$32,522.43	0.00
27149	1000	52312		Life	\$1,998.00	\$0.00	\$1,998.00	\$318.69	\$904.95	\$361.90	\$731.15	0.00
27149	1000	52313		Dental	\$8,000.00	\$725.00	\$8,725.00	\$2,190.76	\$6,118.62	\$2,521.47	\$84.91	0.00
27149	1000	52314		Vision	\$1,500.00	\$0.00	\$1,500.00	\$344.77	\$968.25	\$394.31	\$137.44	0.00

**State of New Mexico
Public School Operating Budget - Actuals Expenditure Rollup Report
Gadsden 2013-2014 - Third Quarter (Jan - Mar) - Expenditure
Submitted**

Fund	Func	Obj	Job Description	Budget	Adjustments	Adjusted Budget	Current Period	YTD	Encumbrance	Budget Balance	FTE
27149	1000	52315	Disability	\$800.00	\$0.00	\$800.00	\$154.26	\$406.74	\$179.97	\$213.29	0.00
27149	1000	52500	Unemployment Compensation	\$2,000.00	\$0.00	\$2,000.00	\$386.51	\$1,090.39	\$429.39	\$480.22	0.00
27149	1000	52710	Workers Compensation Premium	\$12,000.00	\$0.00	\$12,000.00	\$2,713.92	\$7,655.62	\$3,015.45	\$1,328.93	0.00
27149	1000	52720	Workers Compensation Employer's Fee	\$500.00	\$0.00	\$500.00	\$63.61	\$189.84	\$50.60	\$259.56	0.00
27149	1000	53330	Professional Development	\$10,000.00	\$0.00	\$10,000.00	\$2,125.00	\$1,525.00	\$0.00	\$8,475.00	0.00
27149	1000	55817	Student Travel	\$15,900.00	\$0.00	\$15,900.00	\$2,184.40	\$6,123.28	\$4,606.00	\$5,170.72	0.00
27149	1000	55819	Employee Travel - Teachers	\$5,000.00	(\$725.00)	\$4,275.00	\$132.60	\$689.08	\$166.84	\$3,419.08	0.00
27149	1000	56118	General Supplies and Materials	\$58,402.00	\$18,242.00	\$76,644.00	\$12,139.80	\$18,713.43	\$49,911.18	\$8,019.39	0.00
27149	1000	57331	Fixed Assets (more than \$5,000)	\$0.00	\$0.00	\$0.00	\$0.00	\$0.00	\$0.00	\$0.00	0.00
27149	1000	57332	Supply Assets (\$5,000 or less)	\$2,058.00	\$35,111.00	\$37,169.00	\$6,769.98	\$32,603.30	\$9,242.83	(\$4,677.13)	0.00
27149	1000		SUBTOTAL Instruction	\$1,232,732.00	\$53,353.00	\$1,286,085.00	\$281,092.58	\$786,105.84	\$352,246.67	\$147,732.49	24.00
	2000		Support Services								
	2100		Support Services-Students								
		51100	Salaries Expense								
27149	2100	51100	1218 School/Student Support	\$20,389.00	(\$10,143.00)	\$10,246.00	\$0.00	\$10,245.06	\$0.00	\$0.94	1.00
27149	2100	51100	SUBTOTAL Salaries Expense	\$20,389.00	(\$10,143.00)	\$10,246.00	\$0.00	\$10,245.06	\$0.00	\$0.94	1.00
27149	2100	52111	Educational Retirement	\$2,680.00	(\$1,332.00)	\$1,348.00	\$0.00	\$1,347.23	\$0.00	\$0.77	0.00
27149	2100	52112	ERA - Retiree Health	\$408.00	(\$203.00)	\$205.00	\$0.00	\$204.94	\$0.00	\$0.06	0.00
27149	2100	52210	FICA Payments	\$1,265.00	(\$630.00)	\$635.00	\$0.00	\$634.51	\$0.00	\$0.49	0.00
27149	2100	52220	Medicare Payments	\$296.00	(\$148.00)	\$148.00	\$0.00	\$148.45	\$0.00	(\$0.45)	0.00
27149	2100	52312	Life	\$100.00	(\$74.00)	\$26.00	\$0.00	\$25.85	\$0.00	\$0.15	0.00
27149	2100	52313	Dental	\$500.00	(\$500.00)	\$0.00	\$0.00	\$0.00	\$0.00	\$0.00	0.00
27149	2100	52314	Vision	\$100.00	(\$76.00)	\$24.00	\$0.00	\$24.09	\$0.00	(\$0.09)	0.00
27149	2100	52315	Disability	\$100.00	(\$100.00)	\$0.00	\$0.00	\$0.00	\$0.00	\$0.00	0.00
27149	2100	52500	Unemployment Compensation	\$20.00	\$0.00	\$20.00	\$0.00	\$21.49	\$0.00	(\$1.49)	0.00
27149	2100	52710	Workers Compensation Premium	\$500.00	(\$349.00)	\$151.00	\$0.00	\$151.09	\$0.00	(\$0.09)	0.00
27149	2100	52720	Workers Compensation Employer's Fee	\$10.00	(\$5.00)	\$5.00	\$0.00	\$4.60	\$0.00	\$0.40	0.00
27149	2100	53414	Other Services	\$1,500.00	(\$1,500.00)	\$0.00	\$0.00	\$0.00	\$0.00	\$0.00	0.00
27149	2100	56118	General Supplies and Materials	\$1,500.00	(\$1,182.00)	\$318.00	\$318.00	\$318.00	\$0.00	\$0.00	0.00
27149	2100		SUBTOTAL Support Services-Students	\$29,368.00	(\$16,242.00)	\$13,126.00	\$318.00	\$13,125.31	\$0.00	\$0.69	1.00
	2200		Support Services-Instruction								
27149	2200	54311	Maintenance & Repair - Furniture/Fixtures/Equipment	\$5,000.00	\$3,000.00	\$8,000.00	\$0.00	\$7,881.41	\$17.29	\$101.30	0.00
27149	2200	56118	General Supplies and Materials	\$8,000.00	\$4,289.00	\$12,289.00	\$0.00	\$288.55	\$3,204.13	\$8,796.32	0.00
27149	2200		SUBTOTAL Support Services-Instruction	\$13,000.00	\$7,289.00	\$20,289.00	\$0.00	\$8,169.96	\$3,221.42	\$8,897.62	0.00
	2300		Support Services-General Administration								
27149	2300	53713	Indirect Costs - Program Administration	\$14,900.00	\$600.00	\$15,500.00	\$242.79	\$8,921.63	\$0.00	\$6,578.37	0.00
27149	2300		SUBTOTAL Support Services-General Administration	\$14,900.00	\$600.00	\$15,500.00	\$242.79	\$8,921.63	\$0.00	\$6,578.37	0.00
	2700		Student Transportation								

State of New Mexico
Public School Operating Budget - Actuals Expenditure Rollup Report
Gadsden 2013-2014 - Third Quarter (Jan - Mar) - Expenditure
Submitted

Fund	Func	Obj	Job	Description	Budget	Adjustments	Adjusted Budget	Current Period	YTD	Encumbrance	Budget Balance	FTE
27149	2700	55112		Transportation Contractors	\$200,000.00	\$15,000.00	\$215,000.00	\$84,762.33	\$84,762.33	\$89,964.00	\$40,273.67	0.00
27149	2700			SUBTOTAL Student Transportation	\$200,000.00	\$15,000.00	\$215,000.00	\$84,762.33	\$84,762.33	\$89,964.00	\$40,273.67	0.00
27149	2000			SUBTOTAL Support Services	\$257,268.00	\$6,647.00	\$263,915.00	\$85,323.12	\$114,979.23	\$93,185.42	\$55,750.35	1.00
27149				TOTAL PreK Initiative	\$1,490,000.00	\$60,000.00	\$1,550,000.00	\$366,415.70	\$901,085.07	\$445,432.09	\$203,482.84	25.00
27155				Breakfast for Elementary Students								
	3000			Operation of Non-Instructional Services								
	3100			Food Services Operations								
27155	3100	56116		Food	\$0.00	\$58,313.00	\$58,313.00	\$19,192.19	\$48,785.17	\$0.00	\$9,527.83	0.00
27155	3100			SUBTOTAL Food Services Operations	\$0.00	\$58,313.00	\$58,313.00	\$19,192.19	\$48,785.17	\$0.00	\$9,527.83	0.00
27155	3000			SUBTOTAL Operation of Non-Instructional Services	\$0.00	\$58,313.00	\$58,313.00	\$19,192.19	\$48,785.17	\$0.00	\$9,527.83	0.00
27155				TOTAL Breakfast for Elementary Students	\$0.00	\$58,313.00	\$58,313.00	\$19,192.19	\$48,785.17	\$0.00	\$9,527.83	0.00
27166				Kindergarten-Three Plus Instruction								
	1000			Salaries Expense								
27166	1000	51100	1621	Summer School/After School	\$179,160.00	\$0.00	\$179,160.00	\$0.00	\$178,274.67	\$0.00	\$885.33	5.09
27166	1000	51100		SUBTOTAL Salaries Expense	\$179,160.00	\$0.00	\$179,160.00	\$0.00	\$178,274.67	\$0.00	\$885.33	5.09
27166	1000	52111		Educational Retirement	\$23,560.00	\$0.00	\$23,560.00	\$0.00	\$23,443.11	\$0.00	\$116.89	0.00
27166	1000	52112		ERA - Retiree Health	\$3,583.00	\$0.00	\$3,583.00	\$0.00	\$3,565.46	\$0.00	\$17.54	0.00
27166	1000	52210		FICA Payments	\$11,108.00	\$0.00	\$11,108.00	\$0.00	\$11,026.21	\$0.00	\$81.79	0.00
27166	1000	52220		Medicare Payments	\$2,598.00	\$0.00	\$2,598.00	\$0.00	\$2,578.69	\$0.00	\$19.31	0.00
27166	1000	52500		Unemployment Compensation	\$400.00	\$0.00	\$400.00	\$0.00	\$374.43	\$0.00	\$25.57	0.00
27166	1000	52710		Workers Compensation Premium	\$2,100.00	\$0.00	\$2,100.00	\$0.00	\$2,629.57	\$0.00	(\$529.57)	0.00
27166	1000	52720		Workers Compensation Employer's Fee	\$20.00	\$0.00	\$20.00	\$0.00	\$0.00	\$0.00	\$20.00	0.00
27166	1000	55817		Student Travel	\$14,381.00	\$0.00	\$14,381.00	\$0.00	\$3,692.82	\$0.00	\$10,688.18	0.00
27166	1000	56118		General Supplies and Materials	\$52,721.00	(\$52,721.00)	\$0.00	\$0.00	\$0.00	\$0.00	\$0.00	0.00
27166	1000	57332		Supply Assets (\$5,000 or less)	\$14,381.00	\$0.00	\$14,381.00	\$0.00	\$0.00	\$0.00	\$14,381.00	0.00
27166	1000			SUBTOTAL Instruction	\$304,012.00	(\$52,721.00)	\$251,291.00	\$0.00	\$225,584.96	\$0.00	\$25,706.04	5.09
	2000			Support Services								
	2100			Support Services-Students								
		51100		Salaries Expense								
27166	2100	51100	1215	Registered Nurses	\$5,000.00	(\$5,000.00)	\$0.00	\$0.00	\$0.00	\$0.00	\$0.00	0.00
27166	2100	51100		SUBTOTAL Salaries Expense	\$5,000.00	(\$5,000.00)	\$0.00	\$0.00	\$0.00	\$0.00	\$0.00	0.00
27166	2100	52111		Educational Retirement	\$358.00	(\$358.00)	\$0.00	\$0.00	\$0.00	\$0.00	\$0.00	0.00
27166	2100	52112		ERA - Retiree Health	\$100.00	(\$100.00)	\$0.00	\$0.00	\$0.00	\$0.00	\$0.00	0.00
27166	2100	52210		FICA Payments	\$310.00	(\$310.00)	\$0.00	\$0.00	\$0.00	\$0.00	\$0.00	0.00

State of New Mexico
Public School Operating Budget - Actuals Expenditure Rollup Report
Gadsden 2013-2014 - Third Quarter (Jan - Mar) - Expenditure
Submitted

Fund	Func	Obj	Job Description	Budget	Adjustments	Adjusted Budget	Current Period	YTD	Encumbrance	Budget Balance	FTE
27166	2100	52220	Medicare Payments	\$73.00	(\$73.00)	\$0.00	\$0.00	\$0.00	\$0.00	\$0.00	0.00
27166	2100	52500	Unemployment Compensation	\$100.00	(\$100.00)	\$0.00	\$0.00	\$0.00	\$0.00	\$0.00	0.00
27166	2100	52710	Workers Compensation Premium	\$400.00	(\$400.00)	\$0.00	\$0.00	\$0.00	\$0.00	\$0.00	0.00
27166	2100	52720	Workers Compensation Employer's Fee	\$20.00	(\$20.00)	\$0.00	\$0.00	\$0.00	\$0.00	\$0.00	0.00
27166	2100		SUBTOTAL Support Services-Students	\$6,361.00	(\$6,361.00)	\$0.00	\$0.00	\$0.00	\$0.00	\$0.00	0.00
	2400		Support Services-School Administration								
		51100	Salaries Expense								
27166	2400	51100	1112 Principals	\$30,302.00	\$0.00	\$30,302.00	\$0.00	\$18,373.10	\$0.00	\$11,928.90	0.36
27166	2400	51100	SUBTOTAL Salaries Expense	\$30,302.00	\$0.00	\$30,302.00	\$0.00	\$18,373.10	\$0.00	\$11,928.90	0.36
27166	2400	52111	Educational Retirement	\$3,758.00	\$0.00	\$3,758.00	\$0.00	\$2,416.06	\$0.00	\$1,341.94	0.00
27166	2400	52112	ERA - Retiree Health	\$606.00	\$0.00	\$606.00	\$0.00	\$367.47	\$0.00	\$238.53	0.00
27166	2400	52210	FICA Payments	\$1,879.00	\$0.00	\$1,879.00	\$0.00	\$1,123.92	\$0.00	\$755.08	0.00
27166	2400	52220	Medicare Payments	\$440.00	\$0.00	\$440.00	\$0.00	\$262.86	\$0.00	\$177.14	0.00
27166	2400	52500	Unemployment Compensation	\$26.00	\$0.00	\$26.00	\$0.00	\$38.59	\$0.00	(\$12.59)	0.00
27166	2400	52710	Workers Compensation Premium	\$200.00	\$0.00	\$200.00	\$0.00	\$271.00	\$0.00	(\$71.00)	0.00
27166	2400	52720	Workers Compensation Employer's Fee	\$10.00	\$0.00	\$10.00	\$0.00	\$0.00	\$0.00	\$10.00	0.00
27166	2400		SUBTOTAL Support Services-School Administration	\$37,221.00	\$0.00	\$37,221.00	\$0.00	\$22,853.00	\$0.00	\$14,368.00	0.36
	2700		Student Transportation								
27166	2700	55112	Transportation Contractors	\$125,749.00	(\$32,610.00)	\$93,139.00	\$0.00	\$36,498.63	\$0.00	\$56,640.37	0.00
27166	2700		SUBTOTAL Student Transportation	\$125,749.00	(\$32,610.00)	\$93,139.00	\$0.00	\$36,498.63	\$0.00	\$56,640.37	0.00
27166	2000		SUBTOTAL Support Services	\$169,331.00	(\$38,971.00)	\$130,360.00	\$0.00	\$59,351.63	\$0.00	\$71,008.37	0.36
27166			TOTAL Kindergarten-Three Plus	\$473,343.00	(\$91,692.00)	\$381,651.00	\$0.00	\$284,936.59	\$0.00	\$96,714.41	5.45
27171			2010 GOB Instructional Materials								
	1000		Instruction								
27171	1000	56112	Other Textbooks	\$8,944.00	\$25,611.00	\$34,555.00	\$1,326.48	\$34,551.29	\$0.00	\$3.71	0.00
27171	1000		SUBTOTAL Instruction	\$8,944.00	\$25,611.00	\$34,555.00	\$1,326.48	\$34,551.29	\$0.00	\$3.71	0.00
27171			TOTAL 2010 GOB Instructional Materials	\$8,944.00	\$25,611.00	\$34,555.00	\$1,326.48	\$34,551.29	\$0.00	\$3.71	0.00
27185			Next Generation Assessments								
	2000		Support Services								
	2200		Support Services-Instruction								
27185	2200	57332	Supply Assets (\$5,000 or less)	\$0.00	\$299,454.00	\$299,454.00	\$0.00	\$0.00	\$0.00	\$299,454.00	0.00
27185	2200		SUBTOTAL Support Services-Instruction	\$0.00	\$299,454.00	\$299,454.00	\$0.00	\$0.00	\$0.00	\$299,454.00	0.00

State of New Mexico
Public School Operating Budget - Actuals Expenditure Rollup Report
Gadsden 2013-2014 - Third Quarter (Jan - Mar) - Expenditure
Submitted

Fund	Func	Obj	Job	Description	Budget	Adjustments	Adjusted Budget	Current Period	YTD	Encumbrance	Budget Balance	FTE
27185	2000			SUBTOTAL Support Services	\$0.00	\$299,454.00	\$299,454.00	\$0.00	\$0.00	\$0.00	\$299,454.00	0.00
27185				TOTAL Next Generation Assessments	\$0.00	\$299,454.00	\$299,454.00	\$0.00	\$0.00	\$0.00	\$299,454.00	0.00
27000				TOTAL State Flow-through Grants	\$2,055,236.00	\$398,472.00	\$2,453,708.00	\$404,145.15	\$1,325,023.19	\$493,415.22	\$635,269.59	30.45
28000				State Direct Grants								
28191				Start Smart K-3 Plus Utah								
	1000			State Univ. Study Instruction								
		51100		Salaries Expense								
28191	1000	51100	1610	Substitutes Professional Development	\$5,000.00	\$0.00	\$5,000.00	\$0.00	\$157.50	\$0.00	\$4,842.50	0.00
28191	1000	51100	1621	Summer School/After School	\$120,000.00	\$0.00	\$120,000.00	\$0.00	\$44,702.78	\$0.00	\$75,297.22	1.27
28191	1000	51100		SUBTOTAL Salaries Expense	\$125,000.00	\$0.00	\$125,000.00	\$0.00	\$44,860.28	\$0.00	\$80,139.72	1.27
28191	1000	52111		Educational Retirement	\$15,780.00	\$0.00	\$15,780.00	\$0.00	\$5,878.42	\$0.00	\$9,901.58	0.00
28191	1000	52112		ERA - Retiree Health	\$2,400.00	\$0.00	\$2,400.00	\$0.00	\$894.05	\$0.00	\$1,505.95	0.00
28191	1000	52210		FICA Payments	\$7,440.00	\$0.00	\$7,440.00	\$0.00	\$2,770.01	\$0.00	\$4,669.99	0.00
28191	1000	52220		Medicare Payments	\$1,740.00	\$0.00	\$1,740.00	\$0.00	\$647.83	\$0.00	\$1,092.17	0.00
28191	1000	52500		Unemployment Compensation	\$500.00	\$0.00	\$500.00	\$0.00	\$94.22	\$0.00	\$405.78	0.00
28191	1000	52710		Workers Compensation Premium	\$1,500.00	\$0.00	\$1,500.00	\$0.00	\$661.69	\$0.00	\$838.31	0.00
28191	1000	52720		Workers Compensation Employer's Fee	\$150.00	\$0.00	\$150.00	\$0.00	\$2.30	\$0.00	\$147.70	0.00
28191	1000	53414		Other Services	\$1,775.00	\$0.00	\$1,775.00	\$0.00	\$0.00	\$0.00	\$1,775.00	0.00
28191	1000	55817		Student Travel	\$6,000.00	\$0.00	\$6,000.00	\$0.00	\$10,121.91	\$0.00	(\$4,121.91)	0.00
28191	1000	56118		General Supplies and Materials	\$83,857.00	\$0.00	\$83,857.00	\$157.06	\$9,218.49	\$2,618.64	\$72,019.87	0.00
28191	1000	57332		Supply Assets (\$5,000 or less)	\$1,080.00	\$0.00	\$1,080.00	\$0.00	\$0.00	\$0.00	\$1,080.00	0.00
28191	1000			SUBTOTAL Instruction	\$247,222.00	\$0.00	\$247,222.00	\$157.06	\$75,149.20	\$2,618.64	\$169,454.16	1.27
	2000			Support Services								
	2100			Support Services-Students								
		51100		Salaries Expense								
28191	2100	51100	1215	Registered Nurses	\$5,000.00	\$0.00	\$5,000.00	\$0.00	\$0.00	\$0.00	\$5,000.00	0.00
28191	2100	51100		SUBTOTAL Salaries Expense	\$5,000.00	\$0.00	\$5,000.00	\$0.00	\$0.00	\$0.00	\$5,000.00	0.00
28191	2100	52111		Educational Retirement	\$658.00	\$0.00	\$658.00	\$0.00	\$0.00	\$0.00	\$658.00	0.00
28191	2100	52112		ERA - Retiree Health	\$100.00	\$0.00	\$100.00	\$0.00	\$0.00	\$0.00	\$100.00	0.00
28191	2100	52210		FICA Payments	\$310.00	\$0.00	\$310.00	\$0.00	\$0.00	\$0.00	\$310.00	0.00
28191	2100	52220		Medicare Payments	\$73.00	\$0.00	\$73.00	\$0.00	\$0.00	\$0.00	\$73.00	0.00
28191	2100	52710		Workers Compensation Premium	\$200.00	\$0.00	\$200.00	\$0.00	\$0.00	\$0.00	\$200.00	0.00
28191	2100			SUBTOTAL Support Services-Students	\$6,341.00	\$0.00	\$6,341.00	\$0.00	\$0.00	\$0.00	\$6,341.00	0.00
	2400			Support Services-School Administration								
		51100		Salaries Expense								

State of New Mexico
Public School Operating Budget - Actuals Expenditure Rollup Report
Gadsden 2013-2014 - Third Quarter (Jan - Mar) - Expenditure
Submitted

Fund	Func	Obj	Job	Description	Budget	Adjustments	Adjusted Budget	Current Period	YTD	Encumbrance	Budget Balance	FTE
28191	2400	51100	1112	Principals	\$30,000.00	\$0.00	\$30,000.00	\$0.00	\$11,587.50	\$0.00	\$18,412.50	0.24
28191	2400	51100		SUBTOTAL Salaries Expense	\$30,000.00	\$0.00	\$30,000.00	\$0.00	\$11,587.50	\$0.00	\$18,412.50	0.24
28191	2400	52111		Educational Retirement	\$3,945.00	\$0.00	\$3,945.00	\$0.00	\$1,523.76	\$0.00	\$2,421.24	0.00
28191	2400	52112		ERA - Retiree Health	\$600.00	\$0.00	\$600.00	\$0.00	\$231.75	\$0.00	\$368.25	0.00
28191	2400	52210		FICA Payments	\$1,860.00	\$0.00	\$1,860.00	\$0.00	\$718.43	\$0.00	\$1,141.57	0.00
28191	2400	52220		Medicare Payments	\$435.00	\$0.00	\$435.00	\$0.00	\$168.03	\$0.00	\$266.97	0.00
28191	2400	52500		Unemployment Compensation	\$500.00	\$0.00	\$500.00	\$0.00	\$24.33	\$0.00	\$475.67	0.00
28191	2400	52710		Workers Compensation Premium	\$400.00	\$0.00	\$400.00	\$0.00	\$170.91	\$0.00	\$229.09	0.00
28191	2400	52720		Workers Compensation Employer's Fee	\$400.00	\$0.00	\$400.00	\$0.00	\$0.00	\$0.00	\$400.00	0.00
28191	2400			SUBTOTAL Support Services-School Administration	\$38,140.00	\$0.00	\$38,140.00	\$0.00	\$14,424.71	\$0.00	\$23,715.29	0.24
	2700			Student Transportation								
28191	2700	55112		Transportation Contractors	\$50,000.00	\$0.00	\$50,000.00	\$0.00	\$0.00	\$0.00	\$50,000.00	0.00
28191	2700			SUBTOTAL Student Transportation	\$50,000.00	\$0.00	\$50,000.00	\$0.00	\$0.00	\$0.00	\$50,000.00	0.00
28191	2000			SUBTOTAL Support Services	\$94,481.00	\$0.00	\$94,481.00	\$0.00	\$14,424.71	\$0.00	\$80,056.29	0.24
28191				TOTAL Start Smart K-3 Plus Utah State Univ. Study	\$341,703.00	\$0.00	\$341,703.00	\$157.06	\$89,573.91	\$2,618.64	\$249,510.45	1.51
28000				TOTAL State Direct Grants	\$341,703.00	\$0.00	\$341,703.00	\$157.06	\$89,573.91	\$2,618.64	\$249,510.45	1.51
29000				Combined State/Local Grants								
29102				Private Dir Grants (Categorical)								
	1000			Instruction								
29102	1000	56118		General Supplies and Materials	\$7,302.00	\$0.00	\$7,302.00	\$0.00	\$7,302.00	\$0.00	\$0.00	0.00
29102	1000			SUBTOTAL Instruction	\$7,302.00	\$0.00	\$7,302.00	\$0.00	\$7,302.00	\$0.00	\$0.00	0.00
29102				TOTAL Private Dir Grants (Categorical)	\$7,302.00	\$0.00	\$7,302.00	\$0.00	\$7,302.00	\$0.00	\$0.00	0.00
29135				Industrial Revenue Bonds Payments In Lieu of Taxes								
	1000			Instruction								
29135	1000	53330		Professional Development	\$20,000.00	\$0.00	\$20,000.00	\$0.00	\$1,395.00	\$4,000.00	\$14,605.00	0.00
29135	1000	53414		Other Services	\$26,000.00	\$0.00	\$26,000.00	\$0.00	\$37,500.00	\$0.00	(\$11,500.00)	0.00
29135	1000	55813		Employee Travel - Non-Teachers	\$0.00	\$0.00	\$0.00	\$0.00	\$24.00	\$0.00	(\$24.00)	0.00
29135	1000	55817		Student Travel	\$40,000.00	\$0.00	\$40,000.00	\$0.00	\$0.00	\$0.00	\$40,000.00	0.00
29135	1000	55819		Employee Travel - Teachers	\$8,000.00	\$0.00	\$8,000.00	\$0.00	\$0.00	\$155.00	\$7,845.00	0.00
29135	1000	55915		Other Contract Services	\$50,500.00	\$0.00	\$50,500.00	\$5,930.55	\$21,608.95	\$6,365.25	\$22,525.80	0.00
29135	1000	56118		General Supplies and Materials	\$69,587.00	\$0.00	\$69,587.00	\$0.00	\$11,243.11	\$0.00	\$58,343.89	0.00

State of New Mexico
Public School Operating Budget - Actuals Expenditure Rollup Report
Gadsden 2013-2014 - Third Quarter (Jan - Mar) - Expenditure
Submitted

Fund	Func	Obj	Job	Description	Budget	Adjustments	Adjusted Budget	Current Period	YTD	Encumbrance	Budget Balance	FTE
29135	1000			<i>SUBTOTAL Instruction</i>	\$214,087.00	\$0.00	\$214,087.00	\$5,930.55	\$71,771.06	\$10,520.25	\$131,795.69	0.00
29135				<i>TOTAL Industrial</i>	\$214,087.00	\$0.00	\$214,087.00	\$5,930.55	\$71,771.06	\$10,520.25	\$131,795.69	0.00
				<i>Revenue Bonds</i>								
				<i>Payments In Lieu of</i>								
				<i>Taxes</i>								
29000				<i>TOTAL Combined</i>	\$221,389.00	\$0.00	\$221,389.00	\$5,930.55	\$79,073.06	\$10,520.25	\$131,795.69	0.00
				<i>State/Local Grants</i>								
31100				<i>Bond Building</i>								
	4000			<i>Capital Outlay</i>								
31100	4000	53414		Other Services	\$481,000.00	\$0.00	\$481,000.00	\$32,852.92	\$90,854.87	\$57,113.72	\$333,031.41	0.00
31100	4000	54500		Construction Services	\$33,624,016.00	\$0.00	\$33,624,016.00	\$5,378,503.09	\$9,902,290.12	\$10,833,315.96	\$12,888,409.92	0.00
31100	4000	57112		Land Improvements	\$1,560,000.00	\$0.00	\$1,560,000.00	\$10,740.98	\$97,217.79	\$72,057.82	\$1,390,724.39	0.00
31100	4000	57331		Fixed Assels (more than \$5,000)	\$1,392,779.00	\$0.00	\$1,392,779.00	\$57,058.18	\$70,257.18	\$0.00	\$1,322,521.82	0.00
31100	4000	57332		Supply Assels (\$5,000 or less)	\$950,000.00	\$0.00	\$950,000.00	\$553,155.19	\$1,089,254.89	\$140,372.04	(\$279,626.93)	0.00
31100	4000			<i>SUBTOTAL Capital</i>	\$38,007,795.00	\$0.00	\$38,007,795.00	\$6,032,310.36	\$11,249,874.85	\$11,102,859.54	\$15,655,060.61	0.00
				<i>Outlay</i>								
31100				<i>TOTAL Bond Building</i>	\$38,007,795.00	\$0.00	\$38,007,795.00	\$6,032,310.36	\$11,249,874.85	\$11,102,859.54	\$15,655,060.61	0.00
31400				<i>Special Capital Outlay-</i>								
				<i>State</i>								
	4000			<i>Capital Outlay</i>								
31400	4000	57112		Land Improvements	\$15,963.00	\$0.00	\$15,963.00	\$15,963.00	\$15,963.00	\$0.00	\$0.00	0.00
31400	4000			<i>SUBTOTAL Capital</i>	\$15,963.00	\$0.00	\$15,963.00	\$15,963.00	\$15,963.00	\$0.00	\$0.00	0.00
				<i>Outlay</i>								
31400				<i>TOTAL Special Capital</i>	\$15,963.00	\$0.00	\$15,963.00	\$15,963.00	\$15,963.00	\$0.00	\$0.00	0.00
				<i>Outlay-State</i>								
31700				<i>Capital Improvements</i>								
	2000			<i>SB-9</i>								
	2300			<i>Support Services</i>								
				<i>Support Services-General</i>								
				<i>Administration</i>								
31700	2300	53712		County Tax Collection Costs	\$58,294.00	\$0.00	\$58,294.00	\$7,162.91	\$10,655.06	\$0.00	\$47,638.94	0.00
31700	2300			<i>SUBTOTAL Support</i>	\$58,294.00	\$0.00	\$58,294.00	\$7,162.91	\$10,655.06	\$0.00	\$47,638.94	0.00
				<i>Services-General</i>								
				<i>Administration</i>								
31700	2000			<i>SUBTOTAL Support</i>	\$58,294.00	\$0.00	\$58,294.00	\$7,162.91	\$10,655.06	\$0.00	\$47,638.94	0.00
				<i>Services</i>								
	4000			<i>Capital Outlay</i>								
31700	4000	54315		Maintenance & Repair -	\$2,965,367.00	\$0.00	\$2,965,367.00	\$299,213.73	\$925,376.88	\$652,213.52	\$1,387,776.60	0.00
				Bldgs/Grnds/Equipment (SB-9)								
31700	4000	54500		Construction Services	\$1,925,581.00	\$0.00	\$1,925,581.00	\$500.00	\$46,658.75	\$44,640.00	\$1,834,282.25	0.00
31700	4000	58118		General Supplies and Materials	\$873,444.00	\$0.00	\$873,444.00	\$208,076.16	\$654,396.88	\$461,423.81	(\$242,376.69)	0.00
31700	4000	57112		Land Improvements	\$360,823.00	\$0.00	\$360,823.00	(\$7,598.34)	\$21,746.73	\$11,182.97	\$327,893.30	0.00
31700	4000	57311		Vehicles General	\$512,088.00	\$0.00	\$512,088.00	\$111,179.00	\$111,179.00	\$436,471.25	(\$35,562.25)	0.00

State of New Mexico
Public School Operating Budget - Actuals Expenditure Rollup Report
Gadsden 2013-2014 - Third Quarter (Jan - Mar) - Expenditure
Submitted

Fund	Func	Obj	Job Description	Budget	Adjustments	Adjusted Budget	Current Period	YTD	Encumbrance	Budget Balance	FTE
31700	4000	57331	Fixed Assets (more than \$5,000)	\$607,251.00	\$0.00	\$607,251.00	\$45,853.83	\$140,777.70	\$32,566.56	\$433,906.74	0.00
31700	4000	57332	Supply Assets (\$5,000 or less)	\$1,840,146.00	\$0.00	\$1,840,146.00	\$203,786.73	\$570,320.10	\$297,268.20	\$972,557.70	0.00
31700	4000		SUBTOTAL Capital Outlay	\$9,084,700.00	\$0.00	\$9,084,700.00	\$861,011.11	\$2,470,456.04	\$1,935,766.31	\$4,678,477.65	0.00
31700			TOTAL Capital Improvements SB-9	\$9,142,994.00	\$0.00	\$9,142,994.00	\$868,174.02	\$2,481,111.10	\$1,935,766.31	\$4,726,116.59	0.00
31900			Ed. Technology Equipment Act Capital Outlay								
31900	4000	53414	Other Services	\$201,000.00	\$0.00	\$201,000.00	\$93,221.11	\$273,719.90	\$11,708.85	(\$84,428.75)	0.00
31900	4000	54315	Maintenance & Repair - Bldgs/Crnds/Equipment (SB-9)	\$1,148,902.00	\$0.00	\$1,148,902.00	\$59,331.40	\$420,854.51	\$294,444.43	\$433,603.06	0.00
31900	4000	54416	Communication Services	\$212,000.00	\$0.00	\$212,000.00	\$42,812.94	\$103,929.37	\$139,585.91	(\$31,515.28)	0.00
31900	4000	56113	Software	\$956,000.00	\$0.00	\$956,000.00	\$49,033.40	\$485,443.36	\$44,462.30	\$426,094.34	0.00
31900	4000	56118	General Supplies and Materials	\$156,000.00	\$0.00	\$156,000.00	\$67,499.68	\$168,940.69	\$24,015.80	(\$36,956.49)	0.00
31900	4000	57331	Fixed Assets (more than \$5,000)	\$15,000.00	\$0.00	\$15,000.00	(\$394.18)	\$5,550.00	\$0.00	\$9,450.00	0.00
31900	4000	57332	Supply Assets (\$5,000 or less)	\$562,000.00	\$0.00	\$562,000.00	(\$226,783.67)	\$4,761.71	\$71,074.87	\$486,163.42	0.00
31900	4000		SUBTOTAL Capital Outlay	\$3,250,902.00	\$0.00	\$3,250,902.00	\$84,720.68	\$1,463,199.54	\$585,292.16	\$1,202,410.30	0.00
31900			TOTAL Ed. Technology Equipment Act	\$3,250,902.00	\$0.00	\$3,250,902.00	\$84,720.68	\$1,463,199.54	\$585,292.16	\$1,202,410.30	0.00
41000			Debt Services Support Services								
	2000		Support Services-General Administration								
41000	2300	53712	County Tax Collection Costs	\$107,701.00	\$0.00	\$107,701.00	\$44,507.40	\$65,988.70	\$0.00	\$41,712.30	0.00
41000	2300		SUBTOTAL Support Services-General Administration	\$107,701.00	\$0.00	\$107,701.00	\$44,507.40	\$65,988.70	\$0.00	\$41,712.30	0.00
41000	2000		SUBTOTAL Support Services	\$107,701.00	\$0.00	\$107,701.00	\$44,507.40	\$65,988.70	\$0.00	\$41,712.30	0.00
41000	5000		Debt Service								
41000	5000	53414	Other Services	\$0.00	\$0.00	\$0.00	\$0.00	\$66,562.50	\$0.00	(\$66,562.50)	0.00
41000	5000	58214	Debt Service Reserve	\$9,697,169.00	\$0.00	\$9,697,169.00	\$0.00	\$0.00	\$0.00	\$9,697,169.00	0.00
41000	5000	58311	Bond Principal Payment	\$9,395,000.00	\$0.00	\$9,395,000.00	\$0.00	\$8,820,000.00	\$0.00	\$575,000.00	0.00
41000	5000	58322	Bond Interest Payment	\$1,375,077.00	\$0.00	\$1,375,077.00	\$489,880.22	\$1,153,731.00	\$0.00	\$221,346.00	0.00
41000	5000		SUBTOTAL Debt Service	\$20,467,246.00	\$0.00	\$20,467,246.00	\$489,880.22	\$10,040,293.50	\$0.00	\$10,426,952.50	0.00
41000			TOTAL Debt Services	\$20,574,947.00	\$0.00	\$20,574,947.00	\$534,387.62	\$10,106,282.20	\$0.00	\$10,468,664.80	0.00
43000			Total Ed. Tech. Debt Services Sub-Fund								
	2000		Support Services								
	2300		Support Services-General Administration								

State of New Mexico
Public School Operating Budget - Actuals Expenditure Rollup Report
Gadsden 2013-2014 - Third Quarter (Jan - Mar) - Expenditure
Submitted

Fund	Func	Obj	Job Description	Budget	Adjustments	Adjusted Budget	Current Period	YTD	Encumbrance	Budget Balance	FTE
43000	2300	53712	County Tax Collection Costs	\$17,698.00	\$0.00	\$17,698.00	\$6,998.02	\$10,627.51	\$0.00	\$7,070.49	0.00
43000	2300		SUBTOTAL Support Services-General Administration	\$17,698.00	\$0.00	\$17,698.00	\$6,998.02	\$10,627.51	\$0.00	\$7,070.49	0.00
43000	2000		SUBTOTAL Support Services	\$17,698.00	\$0.00	\$17,698.00	\$6,998.02	\$10,627.51	\$0.00	\$7,070.49	0.00
	5000		Debt Service								
43000	5000	58214	Debt Service Reserve	\$1,885,284.00	\$0.00	\$1,885,284.00	\$0.00	\$0.00	\$0.00	\$1,885,284.00	0.00
43000	5000	58311	Bond Principal Payment	\$1,750,000.00	\$0.00	\$1,750,000.00	\$0.00	\$1,750,000.00	\$0.00	\$0.00	0.00
43000	5000	58322	Bond Interest Payment	\$19,785.00	\$0.00	\$19,785.00	\$6,115.28	\$17,927.78	\$0.00	\$1,857.22	0.00
43000	5000		SUBTOTAL Debt Service	\$3,655,069.00	\$0.00	\$3,655,069.00	\$6,115.28	\$1,767,927.78	\$0.00	\$1,887,141.22	0.00
43000			TOTAL Total Ed. Tech. Debt Services Sub-Fund	\$3,672,767.00	\$0.00	\$3,672,767.00	\$13,113.30	\$1,778,555.29	\$0.00	\$1,894,211.71	0.00
ALL			TOTAL BUDGET	\$217,039,046.00	\$7,019,186.00	\$224,058,232.00	\$37,938,457.90	\$113,929,444.87	\$51,548,519.08	\$58,580,268.05	2,092.30