

Gadsden ISD  
Board of Education Meeting  
November 10, 2016



Quarterly Budget Report for the  
Month Ended  
September 30, 2016



## Table of Contents

- ITEM I: Executive Summary
- ITEM II: Cash Report – September 30, 2016
- ITEM III: Summary of Investments As of September 30, 2016
- ITEM IV: Graphs
- Revenues By Fund
  - Expenditures By Fund
  - Operational Fund Expenditures
  - Cash Balance/Temporary Loan Balance Trend
  - Outstanding Reimbursements
- ITEM V: Revenue Report – All Funds  
July 1, 2016 – September 30, 2016
- ITEM VI: Budget and Exp Report – Fund Totals  
July 1, 2016 – September 30, 2016
- ITEM VII: State of NM Public School Operating Budget – Actuals Revenue Rollup Report First Qtr. 2016-17 (Jul - Sep) – Revenue Submitted
- ITEM VIII: State of NM Public School Operating Budget – Actuals Expenditure Rollup Report First Qtr. 2016-2017 (Jul - Sep) – Expenditure Submitted

**Executive Summary  
September 30, 2016  
Quarterly Budget Report**

1. Operational Fund Revenues as of September 30, 2016 - \$25,330,413 which represents 24.96% of budgeted Revenues.
2. Operational Fund Expenditures as of September 30, 2016 - \$ 20,780,913 which represents 17.51% of budgeted Expenditures.
3. The September 30, 2016 Operational Fund Cash Balance before loans was \$31,646,059. The cash balance after temporary loans of \$ 2,721,847 to the grant funds was \$28,924,212. Grant funds that reported a negative cash balance as of September 30, 2016 totaled \$2,191,549 which represents a decrease of \$47,246 from the August 31, 2016 negative balances.
4. As of September 30, 2016, the PED and other grant funding agencies owed the District approximately \$2,191,549 for current year grant fund expenditures, \$1,000,279 for Student Nutrition and \$549,242 for capital project expenditures. These amounts are not reflected in the temporary loans noted in Item 3 above. The negative cash balances noted in Item 3 are a result of the outstanding amounts owed to the District.
5. Total Revenues for all funds as of September 30, 2016- \$35,802,156. Of the total revenues received, the Operational Fund accounted for 70.75%, the Grant Funds 17.96%, Building Funds 2.41%, Debt Service Funds 1.22%, Student Nutrition 1.15% and all the other funds 6.51%.
6. Total Expenditures for all funds as of September 30, 2016 - \$43,792,914. Of the total expenditures incurred, the Operational Fund accounted for 47.45%, the Grant Funds 7.85%, Building Funds 12.82%, Debt Service 25.21%, Student Nutrition 3.77% and all other funds 2.90%.
7. Direct Instruction expenditures plus encumbrances for the Operational Fund as of September 30, 2016 were \$62,309,840 or 63.89% of the total Operational Fund expenditures.
8. As of September 30, 2016 the District had investments in Certificates of Deposit (CD's) totaling \$1,520,073. The CD's are currently earning interest at rates of 0.26% to 0.28% with a 90 day term.
9. Pledged collateral – All bank accounts in compliance at September 30, 2016. See separate report attached Item III Summary of Investments.

For the month of September 30, 2016, three schools were randomly selected for review. The review focused on deposit activity and purchasing transactions. For each of the schools selected, deposit activity for the month was reviewed for timeliness of deposit. Purchase orders for the same two schools were reviewed for "after-the-fact POs". Procurement card purchases were reviewed for compliance with District procedures.

**Summary of results below:**

	Bank Deposits in excess of 24 hours		After the Fact POs		Findings on Procurement Card purchases	
	Number	Percentage	Number	Percentage	Number	Percentage
Elementary School	0	0%	0	0%	0	0%
Elementary School	0	0%	0	0%	0	0%
Elementary School	1	0.4%	0	0%	0	0%

n/a = no activity for the month

**Selected items from August 31, 2016 Report:**

1. Operational Fund Revenues as of August 31, 2016 - \$16,890,481 which represents 16.64% of budgeted Revenues.
2. Operational Fund Expenditures as of August 31, 2016 - \$12,433,653 which represents 10.48% of budgeted Expenditures.
3. Total Revenues for all funds as of August 31, 2016 - \$25,342,429. Of the total revenues received, the Operational Fund accounted for 66.65%, the Grant Funds 21.60%, Building Funds 2.63%, Debt Service Funds 1.48%, Student Nutrition 0.80% and all the other funds 6.84%.
4. Total Expenditures for all funds as of August 31, 2016 - \$31,042,394. Of the total expenditures incurred, the Operational Fund accounted for 40.05%, the Grant Funds 6.98%, Building Funds 12.07%, Debt Service Funds 35.57%, Student Nutrition 3.11% and all other funds 2.22%.
5. Direct Instruction expenditures plus encumbrances for the Operational Fund as of August 31, 2016 were \$60,741,078 or 63.54% of the total Operational Fund expenditures.

School District: GADSDEN INDEPENDENT SCHOOL DISTRICT  
 Charter Name:  
 Month/Quarter 9/30/2016

**PED Cash Report  
 for 2016-2017 Fiscal Year**

County: Dona Ana  
 PED No.: 019

Previous Year	06/30/2016	OPERATIONAL	TEACHERAGE	TRANSPORTATION	INST. MATERIALS	FOOD SERVICES	ATHLETICS	NON-INSTRUCT.
Report ending date	9/30/2016	FUND	FUND	FUND	FUND	FUND	FUND	FUND
		11000	12000	13000	14000	21000	22000	23000
<b>Refer to "Instructions for PED Cash Report" for details on how to properly complete this form.</b>								
Total Cash Balance 06/30/2016	+OR-	27,096,558.29	0.00	337.88	809,690.30	13,138,182.89	597,608.34	552,179.30
Current Year Rev. to Date (Per Receipts Report-excluding Refunds & including any Deposits in Transit)	+	25,330,412.94	0.00	1,378,056.00	740,395.51	413,274.50	53,565.24	157,150.56
Prior Year Warrants Voided	+	0.00	0.00	0.00	0.00	0.00	0.00	0.00
Total Resources to Date for Current Year 9/30/2016	=	52,426,971.23	0.00	1,378,393.88	1,550,085.81	13,551,457.39	651,173.58	709,329.86
Current Year Expenditures to Date Enter as a Minus (Per Expenditure Report)	-	(20,780,912.55)	0.00	(1,103,171.31)	(91,633.63)	(1,650,611.41)	(1,534.93)	(71,293.82)
Permanent Cash Transfers/Reversions * Provide Full Explanation on Last Page	+OR-	0.00	0.00	0.00	0.00	0.00	0.00	0.00
Total Cash	=	31,646,058.68	0.00	275,222.57	1,458,452.18	11,900,845.98	649,638.65	638,036.04
<b>Other Reconciling Items</b>								
Payroll Liabilities	+	2,710,077.65	0.00	2,586.49	0.00	101,062.53	0.00	37.90
**Adjustments - Provide Full Explanation on Last Page	+OR-	(978,124.33)	0.00	0.00	0.00	0.00	0.00	0.00
TOTAL RECONCILED CASH BALANCE 9/30/2016	=	33,378,012.00	0.00	277,809.06	1,458,452.18	12,001,908.51	649,638.65	638,073.94
Total Outstanding Loans *** Provide Full Explanation on Last Page	+OR-	(2,721,846.77)	0.00	0.00	0.00	0.00	0.00	0.00
Total Ending Cash 9/30/2016	+OR-	30,656,165.23	0.00	277,809.06	1,458,452.18	12,001,908.51	649,638.65	638,073.94

School District: GADSDEN INDEPENDENT SCHOOL DISTRICT		PED Cash Report for 2016-2017 Fiscal Year					County: PED No.:	Dona Ana 019
Charter Name: Month/Quarter 9/30/2016		FEDERAL FLOWTHROUGH FUND 24000	FEDERAL DIRECT FUND 25000	LOCAL GRANTS FUND 26000	STATE FLOWTHROUGH FUND 27000	STATE DIRECT FUND 28000	LOCAL OR STATE FUND 29000	BOND BUILDING FUND 31100
Total Cash Balance 06/30/2016	=	(4,153,337.59)	1,060,433.73	1,476,395.46	(789,439.64)	(109,609.79)	395,197.65	21,227,056.22
Current Year Rev. to Date (Per Receipts Report-excluding Refunds & including anv Deposits in Transit)	+	4,890,261.23	223,408.49	200,273.60	963,336.72	151,709.41	0.00	193,825.33
Prior Year Warrants Voided	+	0.00	0.00	0.00	0.00	0.00	0.00	0.00
Total Resources to Date for Current Year 9/30/2016	=	736,923.64	1,283,842.22	1,676,669.06	173,897.08	42,099.62	395,197.65	21,420,881.55
Current Year Expenditures to Date Enter as a Minus (Per Expenditure Report)	-	(2,001,281.53)	(163,745.84)	(112,599.02)	(1,090,769.82)	(65,402.48)	(6,000.00)	(3,871,526.44)
Permanent Cash Transfers/Reversions * Provide Full Explanation on Last Page	+OR-	0.00	0.00	0.00	0.00	0.00	0.00	0.00
Total Cash	=	(1,264,357.89)	1,120,096.38	1,564,070.04	(916,872.74)	(23,302.86)	389,197.65	17,549,355.11
<b>Other Reconciling Items</b>								
Payroll Liabilities	+	245,544.32	22,938.72	1,185.17	40,472.59	7,345.94	0.00	0.00
**Adjustments - Provide Full Explanation on Last Page	-	0.00	0.00	0.00	0.00	0.00	0.00	0.00
TOTAL RECONCILED CASH BALANCE 9/30/2016	=	(1,018,813.57)	1,143,035.10	1,565,255.21	(876,400.15)	(15,956.92)	389,197.65	17,549,355.11
Total Outstanding Loans *** Provide Full Explanation on Last Page	+OR-	1,018,813.57	0.00	0.00	876,400.15	15,956.92	0.00	0.00
Total Ending Cash 9/30/2016	+OR-	0.00	1,143,035.10	1,565,255.21	0.00	0.00	389,197.65	17,549,355.11

School District: GADSDEN INDEPENDENT SCHOOL DISTRICT  
 Charter Name:  
 Month/Quarter 9/30/2016

**PED Cash Report  
 for 2016-2017 Fiscal Year**

County: Dona Ana  
 PED No.: 019

		PUBLIC SCHOOL CAPITAL OUTLAY 31200	SPECIAL CAPITAL OUTLAY LOCAL 31300	SPECIAL CAPITAL OUTLAY STATE 31400	SPECIAL CAPITAL OUTLAY FEDERAL 31500	CAPITAL IMPROV. HB 33 31600	CAPITAL IMPROV. SB9 31700	CAPITAL IMPROV. SB9 LOCAL 31701
Total Cash Balance 06/30/2016	=	0.00	0.00	0.00	0.00	0.00	0.00	3,729,765.89
Current Year Rev. to Date (Per Receipts Report-excluding Refunds & including anv Deposits in Transit)	+	0.00	0.00	0.00	0.00	0.00	610,398.30	60,321.44
Prior Year Warrants Voided	+	0.00	0.00	0.00	0.00	0.00	0.00	0.00
Total Resources to Date for Current Year 9/30/2016	=	0.00	0.00	0.00	0.00	0.00	610,398.30	3,790,087.33
Current Year Expenditures to Date Enter as a Minus (Per Expenditure Report)	-	0.00	0.00	0.00	0.00	0.00	(549,242.28)	(283,210.90)
Permanent Cash Transfers/Reversions * Provide Full Explanation on Last Page	+OR-	0.00	0.00	0.00	0.00	0.00	0.00	0.00
Total Cash	=	0.00	0.00	0.00	0.00	0.00	61,156.02	3,506,876.43
<b>Other Reconciling Items</b>								
Payroll Liabilities	+	0.00	0.00	0.00	0.00	0.00	0.00	0.00
**Adjustments - Provide Full Explanation on Last Page	-	0.00	0.00	0.00	0.00	0.00	(98.43)	0.00
TOTAL RECONCILED CASH BALANCE 9/30/2016	=	0.00	0.00	0.00	0.00	0.00	61,057.59	3,506,876.43
Total Outstanding Loans *** Provide Full Explanation on Last Page	+OR-	0.00	0.00	0.00	0.00	0.00	0.00	0.00
Total Ending Cash 9/30/2016	+OR-	0.00	0.00	0.00	0.00	0.00	61,057.59	3,506,876.43

School District: GADSDEN INDEPENDENT SCHOOL DISTRICT  
 Charter Name:  
 Month/Quarter 9/30/2016

**PED Cash Report  
 for 2016-2017 Fiscal Year**

County: Dona Ana  
 PED No.: 019

		ENERGY EFFICIENCY 31800	ED. TECH EQUIP ACT 31900	PSCOC 20% FUND 32100	DEBT SERVICE FUND 41000	DEFERRED SICK LEAVE FUND 42000	ED TECH DEBT SERVICE FUND 43000	GRAND TOTAL ALL FUNDS
<b>Total Cash Balance 06/30/2016</b>	=	0.00	98,144.15	0.00	8,695,634.58	0.00	4,112,965.16	77,937,762.82
Current Year Rev. to Date (Per Receipts Report-excluding Refunds & including anv Deposits in Transit)	+	0.00	0.00	0.00	317,756.46	0.00	118,010.50	35,802,156.23
Prior Year Warrants Voided	+	0.00	0.00	0.00	0.00	0.00	0.00	0.00
<b>Total Resources to Date for Current Year 9/30/2016</b>	=	0.00	98,144.15	0.00	9,013,391.04	0.00	4,230,975.66	113,739,919.05
Current Year Expenditures to Date Enter as a Minus (Per Expenditure Report)	-	0.00	(908,820.28)	0.00	(9,033,977.48)	0.00	(2,007,180.10)	(43,792,913.82)
Permanent Cash Transfers/Reversions * Provide Full Explanation on Last Page	+OR-	0.00	0.00	0.00	0.00	0.00	0.00	0.00
<b>Total Cash</b>	=	0.00	(810,676.13)	0.00	(20,586.44)	0.00	2,223,795.56	69,947,005.23
<b>Other Reconciling Items</b>								
Payroll Liabilities	+	0.00	0.00	0.00	0.00	0.00	0.00	3,131,251.31
**Adjustments - Provide Full Explanation on Last Page	-	0.00	0.00	0.00	(0.09)	0.00	0.00	(978,222.85)
<b>TOTAL RECONCILED CASH BALANCE 9/30/2016</b>	=	0.00	(810,676.13)	0.00	(20,586.53)	0.00	2,223,795.56	72,100,033.69
Total Outstanding Loans	+OR-	0.00	810,676.13	0.00	0.00	0.00	0.00	0.00
*** Provide Full Explanation on Last Page								
<b>Total Ending Cash 9/30/2016</b>	+OR-	0.00	0.00	0.00	(20,586.53)	0.00	2,223,795.56	72,100,033.69



School District: GADSDEN INDEPENDENT SCHOOL DISTRICT  
 Charter Name:  
 Month/Quarter 9/30/2016

PED Cash Report  
 for 2016-2017 Fiscal Year

COUNTY: Dona Ana  
 PED No.: 019

B		C		D	E	F	G	H	I	J
				+	+	+OR-	+OR-	+		+OR-
From Bank Statements				Adjustments to Bank Statements			Adjusted Bank Balance	Description	Adjustment Amount	
Account Name/Type	Bank	Statement Balance	Overnight Investments	Net Outstanding Items (Checks)	Deposits	Outstanding Interbank transfers		From line 12 Grand Total All		
Gadsden ISD Accounts Payable (A/P Clearing)	Wells Fargo	0.00	0.00	(29,546.91)	30,417.85	870.94				
Gadsden ISD Payroll (Payroll Clearing)	Wells Fargo	0.00	0.00	(169,186.06)	170,298.23	1,112.17				
Gadsden ISD (Operational/Federal Funds)	Wells Fargo	9,750,000.00	25,877,525.65	(944,758.72)	(202,443.13)	34,480,323.80				
Gadsden ISD School Lunch Program (Food Services Fund)	Wells Fargo	0.00	11,994,965.26	7,289.70	0.00	12,002,254.96				
Gadsden ISD Principal Funds (Activity/Agency Funds)	Wells Fargo	1,209,958.48	0.00	(8,646.24)	0.00	1,201,312.24				
Gadsden ISD Athletic Fund Account (Athletics Fund)	Wells Fargo	416,803.47	0.00	(25.00)	0.00	416,778.47				
Gadsden ISD Building (Building Funds)	Wells Fargo	0.00	12,626,297.06	963,815.98	0.00	13,590,113.04				
Gadsden ISD Debt Service (Debt Service Funds)	Bank of the West	2,203,209.03	0.00	0.00	0.00	2,203,209.03				
Gadsden ISD Principal Funds (Activity/Agency Funds)	First American Bank	10,000.00	0.00	0.00	0.00	10,000.00				
Gadsden ISD Building (Building Funds)	First American Bank	200,000.00	2,307,973.64	0.00	0.00	2,507,973.64				
Student Lunch Program CD	Wells Fargo	0.00	0.00	0.00	0.00	0.00				
Operational Fund CD	Wells Fargo	1,012,803.95	0.00	0.00	0.00	1,012,803.95				
Athletics Fund CD	Wells Fargo	226,860.18	0.00	0.00	0.00	226,860.18				
Activity Funds CD	Wells Fargo	280,409.28	0.00	0.00	0.00	280,409.28				
Building Bond Fund (US Treasury Bills)	Wells Fargo Securities, LLC	0.00	0.00	0.00	0.00	0.00				
Building Fund Government Money Market	Wells Fargo Trust Services	0.00	0.00	0.00	0.00	0.00				
Building Fund - Savings Account	Wells Fargo	5,019,202.45	0.00	0.00	0.00	5,019,202.45				
<b>Totals</b>		<b>20,329,246.84</b>	<b>52,806,761.61</b>	<b>(181,057.25)</b>	<b>(1,727.05)</b>	<b>72,953,224.15</b>			<b>0.00</b>	

Please provide Page 1 of each of your Bank Statement(s).

Total Cash Balance

73,136,008.45

NOTE: Total Column H must equal total Column J

0.00

\* PERMANENT CASH TRANSFERS/REVERSIONS (LINE 6)

Please identify all cash transfers and reversions per school district general ledger. Enter the name or fund number on the FROM FUND and TO FUND columns. Please list each transaction separately.

FROM FUND	AMOUNT FROM	TO FUND	Explicit Explanation
	-		
	-		
	-		
	-		
	-		
<b>Sub-Total</b>	<u>-</u>		

\*\* OTHER RECONCILING ITEMS (LINE 8 & 9)

Please identify all reconciling adjustments per school district general ledger. Enter the name or fund number on the FROM FUND and TO FUND columns. Please list each transaction separately.

FROM FUND	AMOUNT FROM	TO FUND	Explicit Explanation
11000	2,710,077.65	Outside Agencies	Payroll liabilities due to outside agencies
13000	2,586.49	Outside Agencies	Payroll liabilities due to outside agencies
21000	101,062.53	Outside Agencies	Payroll liabilities due to outside agencies
23000	37.90	Outside Agencies	Payroll liabilities due to outside agencies
24000	245,544.32	Outside Agencies	Payroll liabilities due to outside agencies
25000	22,938.72	Outside Agencies	Payroll liabilities due to outside agencies
26000	1,185.17	Outside Agencies	Payroll liabilities due to outside agencies
27000	40,472.59	Outside Agencies	Payroll liabilities due to outside agencies
28000	7,345.94	Outside Agencies	Payroll liabilities due to outside agencies
<b>Sub-Total (per line 8)</b>	<u>3,131,251.31</u>		
	-		
11000	(22,516.61)	Outside Vendors	Accounts Payable
Various Funds	1,000,035.79	11000	Unreimbursed Workers Compensation Premium
11000	605.15	Wageworks	Accounts Payable
<b>Sub-Total (per line 9)</b>	<u>978,124.33</u>		

\*\*\* TOTAL OUTSTANDING LOANS (LINE 11)

Please identify all outstanding loans per school district general ledger. Enter the name or fund number on the FROM FUND and TO FUND columns. Please list each transaction separately.

FROM FUND	AMOUNT FROM	TO FUND	Explicit Explanation
11000	(1,018,813.57)	24000	Temporary loan from Operational to grant fund for amount owed by PED
11000	0.00	25000	
11000	0.00	26000	
11000	(876,400.15)	27000	Temporary loan from Operational to grant fund for amount owed by PED
11000	(15,956.92)	28000	Temporary loan from Operational to grant fund for amount owed by PED
11000	0.00	29000	
11000	0.00	12000	
11000	0.00	13000	
11000	0.00	14000	
11000	0.00	21000	
11000	0.00	22000	
11000	0.00	31100	
11000	(810,676.13)	31900	Temporary loan from Operational to grant fund for amount owed by PED
24000	1,018,813.57	11000	Temporary loan from Operational to grant fund for amount owed by PED
25000	0.00	11000	
26000	0.00	11000	
27000	876,400.15	11000	Temporary loan from Operational to grant fund for amount owed by PED
28000	15,956.92	11000	Temporary loan from Operational to grant fund for amount owed by PED
29000	0.00	11000	
12000	0.00	11000	
13000	0.00	11000	
14000	0.00	11000	
21000	0.00	11000	
22000	0.00	11000	
23000	0.00	29000	
31100	0.00	11000	
31400	0.00	11000	
31500	0.00	11000	
31600	0.00	11000	
31700	0.00	11000	
31800	0.00	11000	
31900	810,676.13	11000	Temporary loan from Operational to grant fund for amount owed by PED
	<u>0.00</u>		<u>0.00</u> <u>0.00</u>

I, hereby, certify that the information contained in this cash report reconciles to the General Ledger.

Rudym Mcatney  
Signature of Licensed Business Manager

10/28/16  
Date

**Summary of Investments  
As of September 30, 2016**

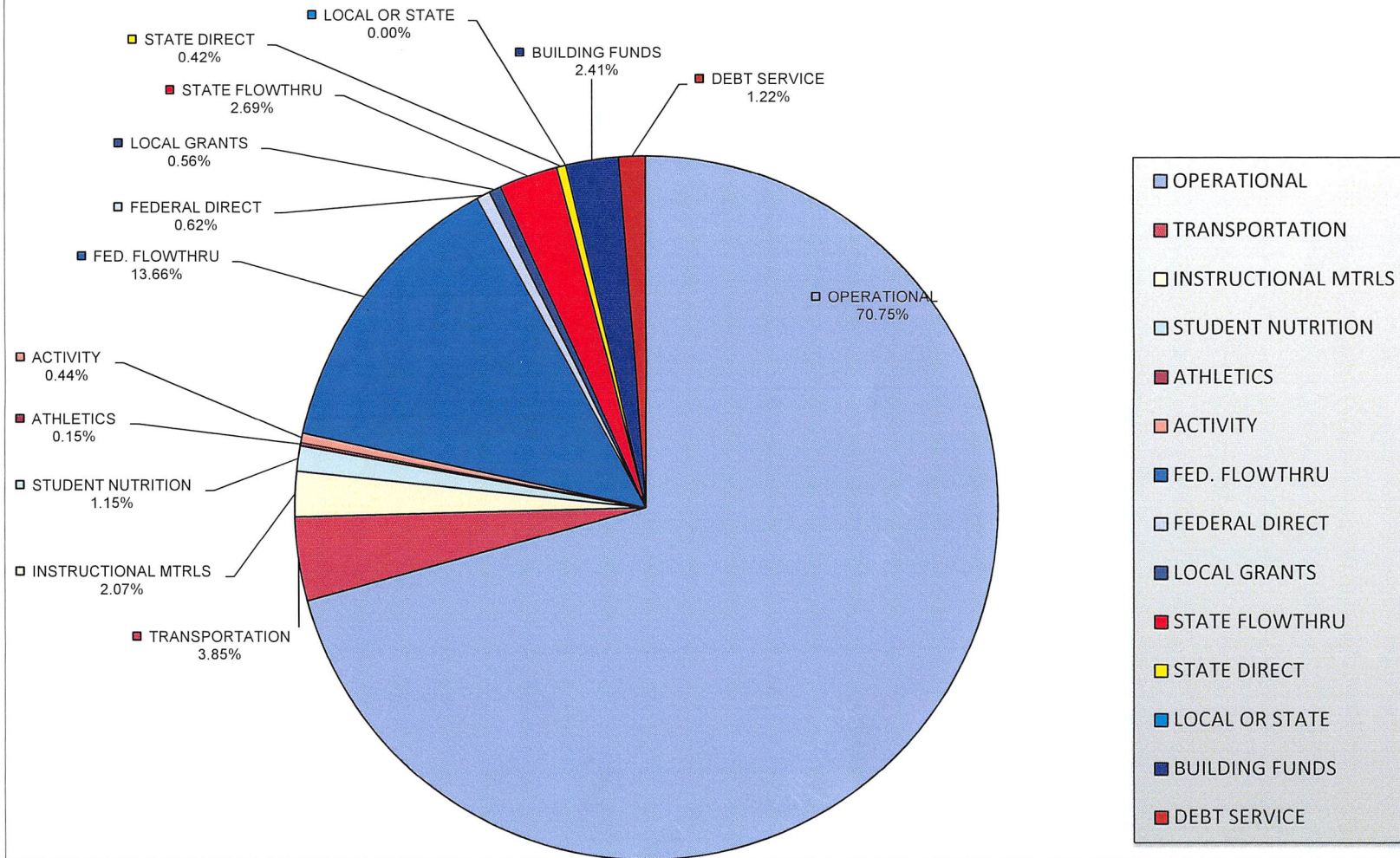
**Uninsured / Uncollateralized Funds:**

	Wells Fargo Bank			Bank of the West	First American Bank		Total
	Deposit & Savings Accounts and CDs	Repo Accounts	Wells Fargo Trust Services	Deposit Account	Deposit Account	Repo Account	
Deposits, CDs and Treasury Bills	17,916,037.81	50,498,787.97	-	2,203,209.03	210,000.00	2,307,973.64	73,136,008.45
Less FDIC insurance	500,000.00	-	-	250,000.00	250,000.00	-	
Less investments in US Obligations	-	-	-	-	-	-	
Uninsured public funds	17,416,037.81	50,498,787.97	-	1,953,209.03	-	2,307,973.64	
50%/102% collateral requirement	8,708,018.91	51,508,763.73	-	976,604.52	-	2,354,133.11	
Pledged Security - Market Value	9,572,867.87	51,508,765.70	-	6,398,578.00	-	2,842,843.59	
Over (under) - Collateralized	864,848.97	1.97	-	5,421,973.49	-	488,710.48	
Uninsured / Uncollateralized Funds	7,843,169.94			(4,445,368.97)			3,397,800.97

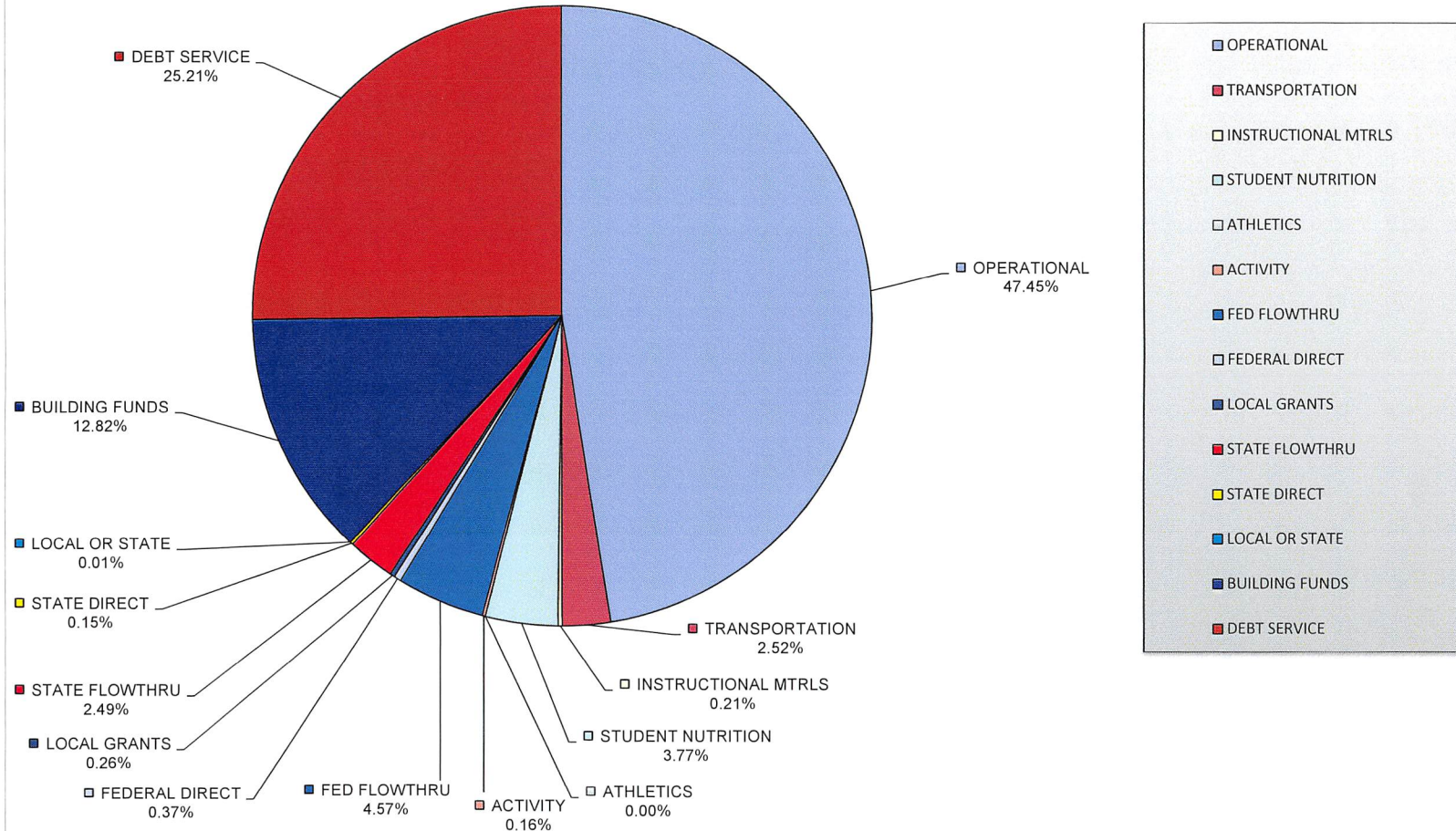
**Investments in CDs:**

Certificates of Deposit			
Account Name	Interest Rate	Maturity Date	Bank Balance
Operational - 7658	28.00%	12/17/2016	\$ 1,012,803.95
Activity - 1138	28.00%	12/24/2016	\$ 280,409.28
Athletics - 3928	28.00%	12/21/2016	\$ 100,426.65
Athletics - 7690	26.00%	11/11/2016	\$ 101,262.18
Athletics - 9305	26.00%	11/5/2016	\$ 25,171.35
			<b>\$ 1,520,073.41</b>

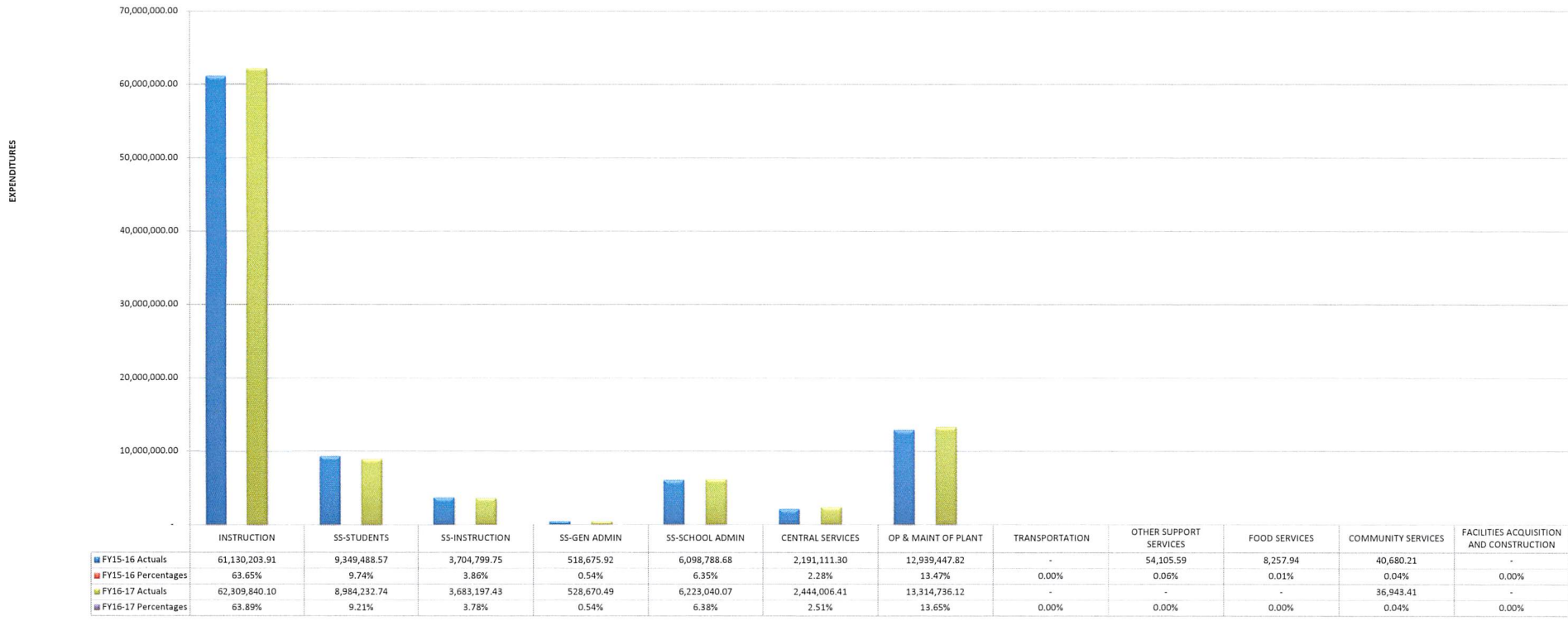
## GISD 2016-17 REVENUES BY FUND SEPTEMBER 2016



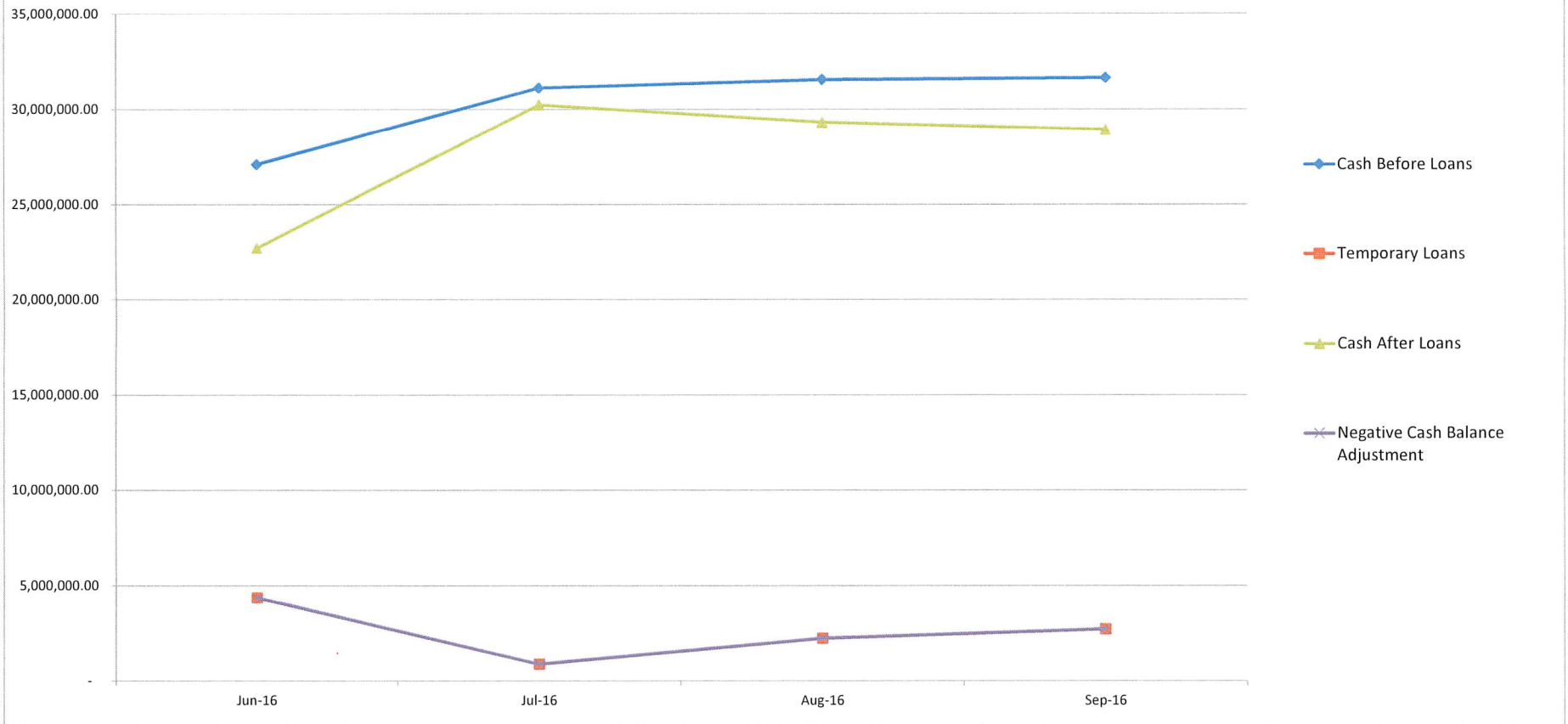
## GISD 2016-17 EXPENDITURES BY FUND SEPTEMBER 2016



**OPERATIONAL FUND EXPENDITURES AND ENCUMBRANCES FOR SEPTEMBER 2016  
COMPARED TO SEPTEMBER 2015**



**GISD 2016-17 Cash Balance / Temporary Loan Balance Trend  
JUNE 2016 - SEPTEMBER 2016**







## Gadsden Independent Schools

### Revenue Report - All Funds

From Date: 7/1/2016

To Date: 9/30/2016

Fiscal Year: 2016-2017

Include pre encumbrance

Print accounts with zero balance

Filter Encumbrance Detail by Date Range

Exclude inactive accounts with zero balance

Account Number	Description	Budget	Adjustments	GL Budget	Current	YTD	Balance	Encumbrance	Budget Bal	% Rem
11000.0000.41110.0000.000000.0000.00.0000	AD VALOREM TAXES - SCHOOL DISTRICT	(\$368,616.00)	\$0.00	(\$368,616.00)	(\$11,660.62)	(\$11,660.62)	(\$356,955.38)	\$0.00	(\$356,955.38)	96.84%
11000.0000.41500.0000.000000.0000.00.0000	INVESTMENT INCOME	(\$4,000.00)	\$0.00	(\$4,000.00)	(\$1,313.44)	(\$1,313.44)	(\$2,686.56)	\$0.00	(\$2,686.56)	67.16%
11000.0000.41701.0000.000000.0000.00.0000	FEES - ACTIVITIES	\$0.00	\$0.00	\$0.00	(\$9,718.48)	(\$9,718.48)	\$9,718.48	\$0.00	\$9,718.48	0.00%
11000.0000.41702.0000.000000.0000.00.0000	FEES - EDUCATIONAL	\$0.00	\$0.00	\$0.00	\$0.00	\$0.00	\$0.00	\$0.00	\$0.00	0.00%
11000.0000.41705.0000.000000.0000.00.0000	FEES - USERS	\$0.00	\$0.00	\$0.00	(\$68.00)	(\$68.00)	\$68.00	\$0.00	\$68.00	0.00%
11000.0000.41706.0000.000000.0000.00.0000	FEES - SUMMER SCHOOL	\$0.00	\$0.00	\$0.00	(\$1,716.47)	(\$1,716.47)	\$1,716.47	\$0.00	\$1,716.47	0.00%
11000.0000.41910.0000.000000.0000.00.0000	RENTALS	(\$25,000.00)	\$0.00	(\$25,000.00)	(\$13,050.77)	(\$13,050.77)	(\$11,949.23)	\$0.00	(\$11,949.23)	47.80%
11000.0000.41920.0000.000000.0000.00.0000	CONTRIBUTIONS AND DONATIONS FROM PRIVATE ADMINISTRATION - CATEGORICAL	\$0.00	\$0.00	\$0.00	\$0.00	\$0.00	\$0.00	\$0.00	\$0.00	0.00%
11000.0000.41923.0000.000000.0000.00.0000	INSURANCE RECOVERIES	\$0.00	\$0.00	\$0.00	\$0.00	\$0.00	\$0.00	\$0.00	\$0.00	0.00%
11000.0000.41980.0000.000000.0000.00.0000	REFUND OF PRIOR YEAR'S EXPENDITURES	\$0.00	\$0.00	\$0.00	(\$8,154.92)	(\$8,154.92)	\$8,154.92	\$0.00	\$8,154.92	0.00%
11000.0000.43101.0000.000000.0000.00.0000	STATE EQUALIZATION GUARANTEE	(\$100,858,612.00)	\$0.00	(\$100,858,612.00)	(\$25,214,652.00)	(\$25,214,652.00)	(\$75,643,960.00)	\$0.00	(\$75,643,960.00)	75.00%
11000.0000.43104.0000.000000.0000.00.0000	EMERGENCY - SUPPLEMENTAL	\$0.00	\$0.00	\$0.00	\$0.00	\$0.00	\$0.00	\$0.00	\$0.00	0.00%
11000.0000.43120.0000.000000.0000.00.0000	CHARTER SCHOOL ADMIN REVENUE	\$0.00	\$0.00	\$0.00	\$0.00	\$0.00	\$0.00	\$0.00	\$0.00	0.00%
11000.0000.43202.0000.000000.0000.00.0000	RESTRICTED GRANTS - STATE SOURCES	\$0.00	\$0.00	\$0.00	\$0.00	\$0.00	\$0.00	\$0.00	\$0.00	0.00%
11000.0000.43212.0000.000000.0000.00.0000	STATE FLOWTHROUGH - INDIRECT COSTS	(\$9,000.00)	\$0.00	(\$9,000.00)	(\$2,835.96)	(\$2,835.96)	(\$6,164.04)	\$0.00	(\$6,164.04)	68.49%
11000.0000.43213.0000.000000.0000.00.0000	OTHER GRANTS - INDIRECT COSTS	(\$7,000.00)	\$0.00	(\$7,000.00)	(\$2,987.62)	(\$2,987.62)	(\$4,012.38)	\$0.00	(\$4,012.38)	57.32%
11000.0000.43216.0000.000000.0000.00.0000	FEES - GOVERNMENTAL AGENCIES	(\$80,000.00)	\$0.00	(\$80,000.00)	(\$30,824.74)	(\$30,824.74)	(\$49,175.26)	\$0.00	(\$49,175.26)	61.47%
11000.0000.44107.0000.000000.0000.00.0000	FEDERAL DIRECT - INDIRECT COSTS	(\$10,000.00)	\$0.00	(\$10,000.00)	(\$2,784.63)	(\$2,784.63)	(\$7,215.37)	\$0.00	(\$7,215.37)	72.15%
11000.0000.44205.0000.000000.0000.00.0000	FEDERAL FLOWTHROUGH - INDIRECT COSTS	(\$124,000.00)	\$0.00	(\$124,000.00)	(\$30,537.79)	(\$30,537.79)	(\$93,462.21)	\$0.00	(\$93,462.21)	75.37%
11000.0000.45304.0000.000000.0000.00.0000	SALE OF PERSONAL PROPERTY/EQUIPMENT	\$0.00	\$0.00	\$0.00	(\$107.50)	(\$107.50)	\$107.50	\$0.00	\$107.50	0.00%
11000.0000.46100.0000.000000.0000.00.0000	ACCESS BOARD (E-RATE)	\$0.00	\$0.00	\$0.00	\$0.00	\$0.00	\$0.00	\$0.00	\$0.00	0.00%
	Function: REVENUE/BALANCE SHEET - 0000	(\$101,486,228.00)	\$0.00	(\$101,486,228.00)	(\$25,330,412.94)	(\$25,330,412.94)	(\$76,155,815.06)	\$0.00	(\$76,155,815.06)	75.04%
	Fund: OPERATIONAL - 11000	(\$101,486,228.00)	\$0.00	(\$101,486,228.00)	(\$25,330,412.94)	(\$25,330,412.94)	(\$76,155,815.06)	\$0.00	(\$76,155,815.06)	75.04%
13000.0000.41500.0000.000000.0000.00.0000	INVESTMENT INCOME	\$0.00	\$0.00	\$0.00	\$0.00	\$0.00	\$0.00	\$0.00	\$0.00	0.00%
13000.0000.43104.0000.000000.0000.00.0000	EMERGENCY - SUPPLEMENTAL	\$0.00	\$0.00	\$0.00	\$0.00	\$0.00	\$0.00	\$0.00	\$0.00	0.00%
13000.0000.43206.0000.000000.0000.00.0000	TRANSPORTATION DISTRIBUTION	(\$5,052,871.00)	\$0.00	(\$5,052,871.00)	(\$1,378,056.00)	(\$1,378,056.00)	(\$3,674,815.00)	\$0.00	(\$3,674,815.00)	72.73%
	Function: REVENUE/BALANCE SHEET - 0000	(\$5,052,871.00)	\$0.00	(\$5,052,871.00)	(\$1,378,056.00)	(\$1,378,056.00)	(\$3,674,815.00)	\$0.00	(\$3,674,815.00)	72.73%
	Fund: PUPIL TRANSPORTATION - 13000	(\$5,052,871.00)	\$0.00	(\$5,052,871.00)	(\$1,378,056.00)	(\$1,378,056.00)	(\$3,674,815.00)	\$0.00	(\$3,674,815.00)	72.73%
14000.0000.41953.0000.000000.0000.00.0000	INSURANCE RECOVERIES	\$0.00	\$0.00	\$0.00	\$0.00	\$0.00	\$0.00	\$0.00	\$0.00	0.00%
14000.0000.41980.0000.000000.0000.00.0000	REFUND OF PRIOR YEAR'S EXPENDITURES	\$0.00	\$0.00	\$0.00	(\$198.18)	(\$198.18)	\$198.18	\$0.00	\$198.18	0.00%
14000.0000.43102.0000.000000.0000.00.0000	SDE STATE FLOWTHROUGH GRANTS	\$0.00	\$0.00	\$0.00	\$0.00	\$0.00	\$0.00	\$0.00	\$0.00	0.00%
14000.0000.43207.0000.000000.0000.00.0000	INSTRUCTIONAL MATERIALS - CREDIT	(\$370,099.00)	\$0.00	(\$370,099.00)	(\$370,099.33)	(\$370,099.33)	\$0.33	\$0.00	\$0.33	0.00%

## Gadsden Independent Schools

### Revenue Report - All Funds

From Date: 7/1/2016

To Date: 9/30/2016

Fiscal Year: 2016-2017

Include pre encumbrance

Print accounts with zero balance

Filter Encumbrance Detail by Date Range

Exclude inactive accounts with zero balance

Account Number	Description	Budget	Adjustments	GL Budget	Current	YTD	Balance	Encumbrance	Budget Bal	% Rem
14000.0000.43211.0000.000000.0000.00.0000	INSTRUCTIONAL MATERIALS - CASH	(\$370,098.00)	\$0.00	(\$370,098.00)	(\$370,098.00)	(\$370,098.00)	\$0.00	\$0.00	\$0.00	0.00%
	Function: REVENUE/BALANCE SHEET - 0000	(\$740,197.00)	\$0.00	(\$740,197.00)	(\$740,395.51)	(\$740,395.51)	\$198.51	\$0.00	\$198.51	-0.03%
	Fund: INSTRUCTIONAL MATERIALS - 14000	(\$740,197.00)	\$0.00	(\$740,197.00)	(\$740,395.51)	(\$740,395.51)	\$198.51	\$0.00	\$198.51	-0.03%
21000.0000.41500.0000.000000.0000.00.0000	INVESTMENT INCOME	(\$1,000.00)	\$0.00	(\$1,000.00)	(\$326.10)	(\$326.10)	(\$673.90)	\$0.00	(\$673.90)	67.39%
21000.0000.41603.0000.000000.0000.00.0000	FEES-ADULTS/FOOD SERVICES	(\$70,000.00)	\$0.00	(\$70,000.00)	(\$16,408.73)	(\$16,408.73)	(\$53,591.27)	\$0.00	(\$53,591.27)	76.56%
21000.0000.41605.0000.000000.0000.00.0000	FEES - OTHER/FOOD SERVICES	(\$70,000.00)	\$0.00	(\$70,000.00)	(\$24,684.70)	(\$24,684.70)	(\$45,315.30)	\$0.00	(\$45,315.30)	64.74%
21000.0000.41980.0000.000000.0000.00.0000	REFUND OF PRIOR YEAR'S EXPENDITURES	\$0.00	\$0.00	\$0.00	(\$777.60)	(\$777.60)	\$777.60	\$0.00	\$777.60	0.00%
21000.0000.43203.0000.000000.0000.00.0000	STATE DIRECT GRANTS	(\$150,000.00)	\$0.00	(\$150,000.00)	(\$32,823.70)	(\$32,823.70)	(\$117,176.30)	\$0.00	(\$117,176.30)	78.12%
21000.0000.43215.0000.000000.0000.00.0000	INTER GOVERNMENTAL CONTRACT REVENUE	\$0.00	\$0.00	\$0.00	\$0.00	\$0.00	\$0.00	\$0.00	\$0.00	0.00%
21000.0000.43216.0000.000000.0000.00.0000	FEES - GOVERNMENTAL AGENCIES	\$0.00	\$0.00	\$0.00	\$0.00	\$0.00	\$0.00	\$0.00	\$0.00	0.00%
21000.0000.44500.0000.000000.0000.00.0000	RESTRICTED GRANTS-IN-AID FROM THE FEDERAL	(\$8,000,000.00)	\$0.00	(\$8,000,000.00)	(\$338,253.67)	(\$338,253.67)	(\$7,661,746.33)	\$0.00	(\$7,661,746.33)	95.77%
	Function: REVENUE/BALANCE SHEET - 0000	(\$8,291,000.00)	\$0.00	(\$8,291,000.00)	(\$413,274.50)	(\$413,274.50)	(\$7,877,725.50)	\$0.00	(\$7,877,725.50)	95.02%
	Fund: FOOD SERVICES - 21000	(\$8,291,000.00)	\$0.00	(\$8,291,000.00)	(\$413,274.50)	(\$413,274.50)	(\$7,877,725.50)	\$0.00	(\$7,877,725.50)	95.02%
22000.0000.41500.0000.000000.0000.00.0000	INVESTMENT INCOME	\$0.00	\$0.00	\$0.00	(\$141.24)	(\$141.24)	\$141.24	\$0.00	\$141.24	0.00%
22000.0000.41701.0000.000000.0000.00.0000	FEES - ACTIVITIES	\$0.00	\$0.00	\$0.00	(\$1,133.00)	(\$1,133.00)	\$1,133.00	\$0.00	\$1,133.00	0.00%
22000.0000.41705.0000.000000.0000.00.0000	FEES - USERS	(\$110,000.00)	\$0.00	(\$110,000.00)	(\$52,291.00)	(\$52,291.00)	(\$57,709.00)	\$0.00	(\$57,709.00)	52.46%
22000.0000.41980.0000.000000.0000.00.0000	REFUND OF PRIOR YEAR'S EXPENDITURES	\$0.00	\$0.00	\$0.00	\$0.00	\$0.00	\$0.00	\$0.00	\$0.00	0.00%
	Function: REVENUE/BALANCE SHEET - 0000	(\$110,000.00)	\$0.00	(\$110,000.00)	(\$53,565.24)	(\$53,565.24)	(\$56,434.76)	\$0.00	(\$56,434.76)	51.30%
	Fund: ATHLETICS - 22000	(\$110,000.00)	\$0.00	(\$110,000.00)	(\$53,565.24)	(\$53,565.24)	(\$56,434.76)	\$0.00	(\$56,434.76)	51.30%
23000.0000.41500.0000.000000.0000.00.0000	INVESTMENT INCOME	\$0.00	\$0.00	\$0.00	(\$179.71)	(\$179.71)	\$179.71	\$0.00	\$179.71	0.00%
23000.0000.41701.0000.000000.0000.00.0000	FEES - ACTIVITIES	(\$380,000.00)	\$0.00	(\$380,000.00)	(\$144,713.36)	(\$144,713.36)	(\$235,286.64)	\$0.00	(\$235,286.64)	61.92%
23000.0000.41705.0000.000000.0000.00.0000	FEES - USERS	\$0.00	\$0.00	\$0.00	(\$20.00)	(\$20.00)	\$20.00	\$0.00	\$20.00	0.00%
23000.0000.41706.0000.000000.0000.00.0000	FEES - SUMMER SCHOOL	\$0.00	\$0.00	\$0.00	\$0.00	\$0.00	\$0.00	\$0.00	\$0.00	0.00%
23000.0000.41920.0000.000000.0000.00.0000	CONTRIBUTIONS AND DONATIONS FROM PRIVATE INSURANCE RECOVERIES	(\$40,000.00)	\$0.00	(\$40,000.00)	(\$12,237.49)	(\$12,237.49)	(\$27,762.51)	\$0.00	(\$27,762.51)	69.41%
23000.0000.41953.0000.000000.0000.00.0000	REFUND OF PRIOR YEAR'S EXPENDITURES	\$0.00	\$0.00	\$0.00	\$0.00	\$0.00	\$0.00	\$0.00	\$0.00	0.00%
23000.0000.41980.0000.000000.0000.00.0000	REFUND OF PRIOR YEAR'S EXPENDITURES	\$0.00	\$0.00	\$0.00	\$0.00	\$0.00	\$0.00	\$0.00	\$0.00	0.00%
	Function: REVENUE/BALANCE SHEET - 0000	(\$420,000.00)	\$0.00	(\$420,000.00)	(\$157,150.56)	(\$157,150.56)	(\$262,849.44)	\$0.00	(\$262,849.44)	62.58%
	Fund: NON-INSTRUCTIONAL SUPPORT - 23000	(\$420,000.00)	\$0.00	(\$420,000.00)	(\$157,150.56)	(\$157,150.56)	(\$262,849.44)	\$0.00	(\$262,849.44)	62.58%
24101.0000.41980.0000.000000.0000.00.0000	REFUND OF PRIOR YEAR'S EXPENDITURES	\$0.00	\$0.00	\$0.00	(\$99.00)	(\$99.00)	\$99.00	\$0.00	\$99.00	0.00%
24101.0000.43216.0000.000000.0000.00.0000	FEES - GOVERNMENTAL AGENCIES	\$0.00	\$0.00	\$0.00	\$0.00	\$0.00	\$0.00	\$0.00	\$0.00	0.00%
24101.0000.44500.0000.000000.0000.00.0000	RESTRICTED GRANTS-IN-AID FROM THE FEDERAL	(\$7,807,127.00)	\$0.00	(\$7,807,127.00)	(\$2,820,187.08)	(\$2,820,187.08)	(\$4,986,939.92)	\$0.00	(\$4,986,939.92)	63.88%
	Function: REVENUE/BALANCE SHEET - 0000	(\$7,807,127.00)	\$0.00	(\$7,807,127.00)	(\$2,820,286.08)	(\$2,820,286.08)	(\$4,986,840.92)	\$0.00	(\$4,986,840.92)	63.88%

## Gadsden Independent Schools

### Revenue Report - All Funds

From Date: 7/1/2016

To Date: 9/30/2016

Fiscal Year: 2016-2017

Include pre encumbrance

Print accounts with zero balance

Filter Encumbrance Detail by Date Range

Exclude inactive accounts with zero balance

Account Number	Description	Budget	Adjustments	GL Budget	Current	YTD	Balance	Encumbrance	Budget Bal	% Rem
	Fund: TITLE I - IASA - 24101	(\$7,807,127.00)	\$0.00	(\$7,807,127.00)	(\$2,820,286.08)	(\$2,820,286.08)	(\$4,986,840.92)	\$0.00	(\$4,986,840.92)	63.88%
24103.0000.41980.0000.000000.000000.000000	REFUND OF PRIOR YEAR'S EXPENDITURES	\$0.00	\$0.00	\$0.00	\$0.00	\$0.00	\$0.00	\$0.00	\$0.00	0.00%
24103.0000.44500.0000.000000.000000.000000	RESTRICTED GRANTS-IN-AID FROM THE FEDERAL	(\$107,936.00)	(\$129,858.00)	(\$237,794.00)	(\$16,976.46)	(\$16,976.46)	(\$220,817.54)	\$0.00	(\$220,817.54)	92.86%
	Function: REVENUE/BALANCE SHEET - 0000	(\$107,936.00)	(\$129,858.00)	(\$237,794.00)	(\$16,976.46)	(\$16,976.46)	(\$220,817.54)	\$0.00	(\$220,817.54)	92.86%
	Fund: MIGRANT CHILDREN EDUCATION - 24103	(\$107,936.00)	(\$129,858.00)	(\$237,794.00)	(\$16,976.46)	(\$16,976.46)	(\$220,817.54)	\$0.00	(\$220,817.54)	92.86%
24106.0000.41924.0000.000000.000000.000000	FLOWTHROUGH GRANTS FROM DISTRICT	\$0.00	\$0.00	\$0.00	\$0.00	\$0.00	\$0.00	\$0.00	\$0.00	0.00%
24106.0000.41980.0000.000000.000000.000000	REFUND OF PRIOR YEAR'S EXPENDITURES	\$0.00	\$0.00	\$0.00	\$0.00	\$0.00	\$0.00	\$0.00	\$0.00	0.00%
24106.0000.44500.0000.000000.000000.000000	RESTRICTED GRANTS-IN-AID FROM THE FEDERAL	(\$2,851,750.00)	\$0.00	(\$2,851,750.00)	(\$1,045,373.83)	(\$1,045,373.83)	(\$1,806,376.17)	\$0.00	(\$1,806,376.17)	63.34%
	Function: REVENUE/BALANCE SHEET - 0000	(\$2,851,750.00)	\$0.00	(\$2,851,750.00)	(\$1,045,373.83)	(\$1,045,373.83)	(\$1,806,376.17)	\$0.00	(\$1,806,376.17)	63.34%
	Fund: ENTITLEMENT IDEA-B - 24106	(\$2,851,750.00)	\$0.00	(\$2,851,750.00)	(\$1,045,373.83)	(\$1,045,373.83)	(\$1,806,376.17)	\$0.00	(\$1,806,376.17)	63.34%
24107.0000.44500.0000.000000.000000.000000	RESTRICTED GRANTS-IN-AID FROM THE FEDERAL	\$0.00	\$0.00	\$0.00	\$0.00	\$0.00	\$0.00	\$0.00	\$0.00	0.00%
	Function: REVENUE/BALANCE SHEET - 0000	\$0.00	\$0.00	\$0.00	\$0.00	\$0.00	\$0.00	\$0.00	\$0.00	0.00%
	Fund: DISCRETIONARY IDEA-B - 24107	\$0.00	\$0.00	\$0.00	\$0.00	\$0.00	\$0.00	\$0.00	\$0.00	0.00%
24108.0000.41980.0000.000000.000000.000000	REFUND OF PRIOR YEAR'S EXPENDITURES	\$0.00	\$0.00	\$0.00	\$0.00	\$0.00	\$0.00	\$0.00	\$0.00	0.00%
24108.0000.44500.0000.000000.000000.000000	RESTRICTED GRANTS-IN-AID FROM THE FEDERAL	\$0.00	\$0.00	\$0.00	(\$1,944.84)	(\$1,944.84)	\$1,944.84	\$0.00	\$1,944.84	0.00%
	Function: REVENUE/BALANCE SHEET - 0000	\$0.00	\$0.00	\$0.00	(\$1,944.84)	(\$1,944.84)	\$1,944.84	\$0.00	\$1,944.84	0.00%
	Fund: NEW MEXICO AUTISM PROJECT - 24108	\$0.00	\$0.00	\$0.00	(\$1,944.84)	(\$1,944.84)	\$1,944.84	\$0.00	\$1,944.84	0.00%
24109.0000.44500.0000.000000.000000.000000	RESTRICTED GRANTS-IN-AID FROM THE FEDERAL	(\$72,271.00)	\$0.00	(\$72,271.00)	(\$17,525.54)	(\$17,525.54)	(\$54,745.46)	\$0.00	(\$54,745.46)	75.75%
	Function: REVENUE/BALANCE SHEET - 0000	(\$72,271.00)	\$0.00	(\$72,271.00)	(\$17,525.54)	(\$17,525.54)	(\$54,745.46)	\$0.00	(\$54,745.46)	75.75%
	Fund: PRESCHOOL IDEA-B - 24109	(\$72,271.00)	\$0.00	(\$72,271.00)	(\$17,525.54)	(\$17,525.54)	(\$54,745.46)	\$0.00	(\$54,745.46)	75.75%
24112.0000.44500.0000.000000.000000.000000	RESTRICTED GRANTS-IN-AID FROM THE FEDERAL	\$0.00	\$0.00	\$0.00	\$0.00	\$0.00	\$0.00	\$0.00	\$0.00	0.00%
	Function: REVENUE/BALANCE SHEET - 0000	\$0.00	\$0.00	\$0.00	\$0.00	\$0.00	\$0.00	\$0.00	\$0.00	0.00%
	Fund: EARLY INTERVENTION SERVICES-IDEA B - 24112	\$0.00	\$0.00	\$0.00	\$0.00	\$0.00	\$0.00	\$0.00	\$0.00	0.00%
24113.0000.44500.0000.000000.000000.000000	RESTRICTED GRANTS-IN-AID FROM THE FEDERAL	(\$23,369.00)	\$0.00	(\$23,369.00)	(\$5,230.04)	(\$5,230.04)	(\$18,138.96)	\$0.00	(\$18,138.96)	77.62%
	Function: REVENUE/BALANCE SHEET - 0000	(\$23,369.00)	\$0.00	(\$23,369.00)	(\$5,230.04)	(\$5,230.04)	(\$18,138.96)	\$0.00	(\$18,138.96)	77.62%
	Fund: EDUCATION OF HOMELESS - 24113	(\$23,369.00)	\$0.00	(\$23,369.00)	(\$5,230.04)	(\$5,230.04)	(\$18,138.96)	\$0.00	(\$18,138.96)	77.62%
24115.0000.44500.0000.000000.000000.000000	RESTRICTED GRANTS-IN-AID FROM THE FEDERAL	\$0.00	\$0.00	\$0.00	\$0.00	\$0.00	\$0.00	\$0.00	\$0.00	0.00%
	Function: REVENUE/BALANCE SHEET - 0000	\$0.00	\$0.00	\$0.00	\$0.00	\$0.00	\$0.00	\$0.00	\$0.00	0.00%
	Fund: IDEA B PRIVATE SCHOOLS SHARE - 24115	\$0.00	\$0.00	\$0.00	\$0.00	\$0.00	\$0.00	\$0.00	\$0.00	0.00%

## Gadsden Independent Schools

### Revenue Report - All Funds

From Date: 7/1/2016

To Date: 9/30/2016

Fiscal Year: 2016-2017

Include pre encumbrance

Print accounts with zero balance

Filter Encumbrance Detail by Date Range

Exclude inactive accounts with zero balance

Account Number	Description	Budget	Adjustments	GL Budget	Current	YTD	Balance	Encumbrance	Budget Bal	% Rem
24118.0000.41500.0000.000000.0000.00.0000	INVESTMENT INCOME	\$0.00	\$0.00	\$0.00	\$0.00	\$0.00	\$0.00	\$0.00	\$0.00	0.00%
24118.0000.44500.0000.000000.0000.00.0000	RESTRICTED GRANTS-IN-AID FROM THE FEDERAL	\$0.00	(\$377,698.00)	(\$377,698.00)	\$0.00	\$0.00	(\$377,698.00)	\$0.00	(\$377,698.00)	100.00%
	Function: REVENUE/BALANCE SHEET - 0000	\$0.00	(\$377,698.00)	(\$377,698.00)	\$0.00	\$0.00	(\$377,698.00)	\$0.00	(\$377,698.00)	100.00%
	Fund: FRUIT & VEGETABLE PROGRAM - 24118	\$0.00	(\$377,698.00)	(\$377,698.00)	\$0.00	\$0.00	(\$377,698.00)	\$0.00	(\$377,698.00)	100.00%
24119.0000.41980.0000.000000.0000.00.0000	REFUND OF PRIOR YEAR'S EXPENDITURES	\$0.00	\$0.00	\$0.00	\$0.00	\$0.00	\$0.00	\$0.00	\$0.00	0.00%
24119.0000.44500.0000.000000.0000.00.0000	RESTRICTED GRANTS-IN-AID FROM THE FEDERAL	\$0.00	\$0.00	\$0.00	(\$111,675.98)	(\$111,675.98)	\$111,675.98	\$0.00	\$111,675.98	0.00%
	Function: REVENUE/BALANCE SHEET - 0000	\$0.00	\$0.00	\$0.00	(\$111,675.98)	(\$111,675.98)	\$111,675.98	\$0.00	\$111,675.98	0.00%
	Fund: 21ST CENTURY CLC - 24119	\$0.00	\$0.00	\$0.00	(\$111,675.98)	(\$111,675.98)	\$111,675.98	\$0.00	\$111,675.98	0.00%
24120.0000.44500.0000.000000.0000.00.0000	RESTRICTED GRANTS-IN-AID FROM THE FEDERAL	\$0.00	\$0.00	\$0.00	\$0.00	\$0.00	\$0.00	\$0.00	\$0.00	0.00%
	Function: REVENUE/BALANCE SHEET - 0000	\$0.00	\$0.00	\$0.00	\$0.00	\$0.00	\$0.00	\$0.00	\$0.00	0.00%
	Fund: IDEA-B RISK POOL - 24120	\$0.00	\$0.00	\$0.00	\$0.00	\$0.00	\$0.00	\$0.00	\$0.00	0.00%
24124.0000.44500.0000.000000.0000.00.0000	RESTRICTED GRANTS-IN-AID FROM THE FEDERAL	\$0.00	\$0.00	\$0.00	\$0.00	\$0.00	\$0.00	\$0.00	\$0.00	0.00%
	Function: REVENUE/BALANCE SHEET - 0000	\$0.00	\$0.00	\$0.00	\$0.00	\$0.00	\$0.00	\$0.00	\$0.00	0.00%
	Fund: TITLE 1 1003G - 24124	\$0.00	\$0.00	\$0.00	\$0.00	\$0.00	\$0.00	\$0.00	\$0.00	0.00%
24125.0000.44500.0000.000000.0000.00.0000	RESTRICTED GRANTS-IN-AID FROM THE FEDERAL	\$0.00	\$0.00	\$0.00	\$0.00	\$0.00	\$0.00	\$0.00	\$0.00	0.00%
	Function: REVENUE/BALANCE SHEET - 0000	\$0.00	\$0.00	\$0.00	\$0.00	\$0.00	\$0.00	\$0.00	\$0.00	0.00%
	Fund: TITLE I FAMILY LITERACY IASA - 24125	\$0.00	\$0.00	\$0.00	\$0.00	\$0.00	\$0.00	\$0.00	\$0.00	0.00%
24126.0000.44500.0000.000000.0000.00.0000	RESTRICTED GRANTS-IN-AID FROM THE FEDERAL	\$0.00	\$0.00	\$0.00	\$0.00	\$0.00	\$0.00	\$0.00	\$0.00	0.00%
	Function: REVENUE/BALANCE SHEET - 0000	\$0.00	\$0.00	\$0.00	\$0.00	\$0.00	\$0.00	\$0.00	\$0.00	0.00%
	Fund: LEARN & SERVICES (CNCS) - 24126	\$0.00	\$0.00	\$0.00	\$0.00	\$0.00	\$0.00	\$0.00	\$0.00	0.00%
24128.0000.44500.0000.000000.0000.00.0000	RESTRICTED GRANTS-IN-AID FROM THE FEDERAL	\$0.00	\$0.00	\$0.00	\$0.00	\$0.00	\$0.00	\$0.00	\$0.00	0.00%
	Function: REVENUE/BALANCE SHEET - 0000	\$0.00	\$0.00	\$0.00	\$0.00	\$0.00	\$0.00	\$0.00	\$0.00	0.00%
	Fund: TITLE IV DRUG FREE SCHOOLS & COMM/ED - 24128	\$0.00	\$0.00	\$0.00	\$0.00	\$0.00	\$0.00	\$0.00	\$0.00	0.00%
24133.0000.44500.0000.000000.0000.00.0000	RESTRICTED GRANTS-IN-AID FROM THE FEDERAL	\$0.00	\$0.00	\$0.00	\$0.00	\$0.00	\$0.00	\$0.00	\$0.00	0.00%
	Function: REVENUE/BALANCE SHEET - 0000	\$0.00	\$0.00	\$0.00	\$0.00	\$0.00	\$0.00	\$0.00	\$0.00	0.00%
	Fund: ENHANCING ED THRU TECH- (E2T2-F) - 24133	\$0.00	\$0.00	\$0.00	\$0.00	\$0.00	\$0.00	\$0.00	\$0.00	0.00%
24149.0000.41980.0000.000000.0000.00.0000	REFUND OF PRIOR YEAR'S EXPENDITURES	\$0.00	\$0.00	\$0.00	\$0.00	\$0.00	\$0.00	\$0.00	\$0.00	0.00%
24149.0000.44500.0000.000000.0000.00.0000	RESTRICTED GRANTS-IN-AID FROM THE FEDERAL	\$0.00	\$0.00	\$0.00	\$0.00	\$0.00	\$0.00	\$0.00	\$0.00	0.00%
	Function: REVENUE/BALANCE SHEET - 0000	\$0.00	\$0.00	\$0.00	\$0.00	\$0.00	\$0.00	\$0.00	\$0.00	0.00%

## Gadsden Independent Schools

### Revenue Report - All Funds

From Date: 7/1/2016

To Date: 9/30/2016

Fiscal Year: 2016-2017

Include pre encumbrance

Print accounts with zero balance

Filter Encumbrance Detail by Date Range

Exclude inactive accounts with zero balance

Account Number	Description	Budget	Adjustments	GL Budget	Current	YTD	Balance	Encumbrance	Budget Bal	% Rem
Fund: ENHANCING ED THRU TECH (E2T2-C) - 24149		\$0.00	\$0.00	\$0.00	\$0.00	\$0.00	\$0.00	\$0.00	\$0.00	0.00%
24150.0000.44500.0000.000000.0000.00.0000	RESTRICTED GRANTS-IN-AID FROM THE FEDERAL	\$0.00	\$0.00	\$0.00	\$0.00	\$0.00	\$0.00	\$0.00	\$0.00	0.00%
Function: REVENUE/BALANCE SHEET - 0000		\$0.00	\$0.00	\$0.00	\$0.00	\$0.00	\$0.00	\$0.00	\$0.00	0.00%
nd: TITLE V-PART A INNOVATIVE ED PRO STRATEGIES - 24150		\$0.00	\$0.00	\$0.00	\$0.00	\$0.00	\$0.00	\$0.00	\$0.00	0.00%
24153.0000.41980.0000.000000.0000.00.0000	REFUND OF PRIOR YEAR'S EXPENDITURES	\$0.00	\$0.00	\$0.00	\$0.00	\$0.00	\$0.00	\$0.00	\$0.00	0.00%
24153.0000.44101.0000.000000.0000.00.0000	DIRECT FEDERAL GRANTS	\$0.00	\$0.00	\$0.00	\$0.00	\$0.00	\$0.00	\$0.00	\$0.00	0.00%
24153.0000.44500.0000.000000.0000.00.0000	RESTRICTED GRANTS-IN-AID FROM THE FEDERAL	(\$404,677.00)	\$0.00	(\$404,677.00)	(\$529,962.40)	(\$529,962.40)	\$125,285.40	\$0.00	\$125,285.40	-30.96%
Function: REVENUE/BALANCE SHEET - 0000		(\$404,677.00)	\$0.00	(\$404,677.00)	(\$529,962.40)	(\$529,962.40)	\$125,285.40	\$0.00	\$125,285.40	-30.96%
Fund: ENGLISH LANGUAGE ACQUISITION - 24153		(\$404,677.00)	\$0.00	(\$404,677.00)	(\$529,962.40)	(\$529,962.40)	\$125,285.40	\$0.00	\$125,285.40	-30.96%
24154.0000.41980.0000.000000.0000.00.0000	REFUND OF PRIOR YEAR'S EXPENDITURES	\$0.00	\$0.00	\$0.00	\$0.00	\$0.00	\$0.00	\$0.00	\$0.00	0.00%
24154.0000.44500.0000.000000.0000.00.0000	RESTRICTED GRANTS-IN-AID FROM THE FEDERAL	(\$905,971.00)	\$0.00	(\$905,971.00)	(\$244,302.04)	(\$244,302.04)	(\$661,668.96)	\$0.00	(\$661,668.96)	73.03%
Function: REVENUE/BALANCE SHEET - 0000		(\$905,971.00)	\$0.00	(\$905,971.00)	(\$244,302.04)	(\$244,302.04)	(\$661,668.96)	\$0.00	(\$661,668.96)	73.03%
Fund: TEACHER/PRINCIPAL TRAINING & RECRUITING - 24154		(\$905,971.00)	\$0.00	(\$905,971.00)	(\$244,302.04)	(\$244,302.04)	(\$661,668.96)	\$0.00	(\$661,668.96)	73.03%
24162.0000.44500.0000.000000.0000.00.0000	RESTRICTED GRANTS-IN-AID FROM THE FEDERAL	\$0.00	\$0.00	\$0.00	\$0.00	\$0.00	\$0.00	\$0.00	\$0.00	0.00%
Function: REVENUE/BALANCE SHEET - 0000		\$0.00	\$0.00	\$0.00	\$0.00	\$0.00	\$0.00	\$0.00	\$0.00	0.00%
Fund: TITLE I SCHOOL IMPROVEMENT - 24162		\$0.00	\$0.00	\$0.00	\$0.00	\$0.00	\$0.00	\$0.00	\$0.00	0.00%
24163.0000.41980.0000.000000.0000.00.0000	REFUND OF PRIOR YEAR'S EXPENDITURES	\$0.00	\$0.00	\$0.00	\$0.00	\$0.00	\$0.00	\$0.00	\$0.00	0.00%
24163.0000.44500.0000.000000.0000.00.0000	RESTRICTED GRANTS-IN-AID FROM THE FEDERAL	\$0.00	\$0.00	\$0.00	(\$38,582.32)	(\$38,582.32)	\$38,582.32	\$0.00	\$38,582.32	0.00%
Function: REVENUE/BALANCE SHEET - 0000		\$0.00	\$0.00	\$0.00	(\$38,582.32)	(\$38,582.32)	\$38,582.32	\$0.00	\$38,582.32	0.00%
Fund: IMMIGRANT FUNDING - TITLE III - 24163		\$0.00	\$0.00	\$0.00	(\$38,582.32)	(\$38,582.32)	\$38,582.32	\$0.00	\$38,582.32	0.00%
24168.0000.44500.0000.000000.0000.00.0000	RESTRICTED GRANTS-IN-AID FROM THE FEDERAL	\$0.00	\$0.00	\$0.00	\$0.00	\$0.00	\$0.00	\$0.00	\$0.00	0.00%
Function: REVENUE/BALANCE SHEET - 0000		\$0.00	\$0.00	\$0.00	\$0.00	\$0.00	\$0.00	\$0.00	\$0.00	0.00%
Fund: CARL D PERKINS TECH PREP - CURRENT - 24168		\$0.00	\$0.00	\$0.00	\$0.00	\$0.00	\$0.00	\$0.00	\$0.00	0.00%
24174.0000.41500.0000.000000.0000.00.0000	INVESTMENT INCOME	\$0.00	\$0.00	\$0.00	\$0.00	\$0.00	\$0.00	\$0.00	\$0.00	0.00%
24174.0000.44500.0000.000000.0000.00.0000	RESTRICTED GRANTS-IN-AID FROM THE FEDERAL	(\$192,845.00)	\$0.00	(\$192,845.00)	(\$30,510.88)	(\$30,510.88)	(\$162,334.12)	\$0.00	(\$162,334.12)	84.18%
Function: REVENUE/BALANCE SHEET - 0000		(\$192,845.00)	\$0.00	(\$192,845.00)	(\$30,510.88)	(\$30,510.88)	(\$162,334.12)	\$0.00	(\$162,334.12)	84.18%
Fund: CARL D PERKINS SECONDARY - CURRENT - 24174		(\$192,845.00)	\$0.00	(\$192,845.00)	(\$30,510.88)	(\$30,510.88)	(\$162,334.12)	\$0.00	(\$162,334.12)	84.18%
24175.0000.44500.0000.000000.0000.00.0000	RESTRICTED GRANTS-IN-AID FROM THE FEDERAL	\$0.00	\$0.00	\$0.00	\$0.00	\$0.00	\$0.00	\$0.00	\$0.00	0.00%
Function: REVENUE/BALANCE SHEET - 0000		\$0.00	\$0.00	\$0.00	\$0.00	\$0.00	\$0.00	\$0.00	\$0.00	0.00%

## Gadsden Independent Schools

### Revenue Report - All Funds

From Date: 7/1/2016

To Date: 9/30/2016

Fiscal Year: 2016-2017

Include pre encumbrance

Print accounts with zero balance

Filter Encumbrance Detail by Date Range

Exclude inactive accounts with zero balance

Account Number	Description	Budget	Adjustments	GL Budget	Current	YTD	Balance	Encumbrance	Budget Bal	% Rem
ARL D PERKINS SECONDARY - PY UNLIQ. OBLIGATIONS - 24175		\$0.00	\$0.00	\$0.00	\$0.00	\$0.00	\$0.00	\$0.00	\$0.00	0.00%
24176.0000.41980.0000.000000.0000.00.0000	REFUND OF PRIOR YEAR'S EXPENDITURES	\$0.00	\$0.00	\$0.00	\$0.00	\$0.00	\$0.00	\$0.00	\$0.00	0.00%
24176.0000.44500.0000.000000.0000.00.0000	RESTRICTED GRANTS-IN-AID FROM THE FEDERAL	\$0.00	(\$11,388.00)	(\$11,388.00)	(\$27,890.82)	(\$27,890.82)	\$16,502.82	\$0.00	\$16,502.82	-144.91%
Function: REVENUE/BALANCE SHEET - 0000		\$0.00	(\$11,388.00)	(\$11,388.00)	(\$27,890.82)	(\$27,890.82)	\$16,502.82	\$0.00	\$16,502.82	-144.91%
Fund: CARL PERKINS REDISTRIBUTION - 24176		\$0.00	(\$11,388.00)	(\$11,388.00)	(\$27,890.82)	(\$27,890.82)	\$16,502.82	\$0.00	\$16,502.82	-144.91%
24180.0000.41980.0000.000000.0000.00.0000	REFUND OF PRIOR YEAR'S EXPENDITURES	\$0.00	\$0.00	\$0.00	\$0.00	\$0.00	\$0.00	\$0.00	\$0.00	0.00%
24180.0000.44500.0000.000000.0000.00.0000	RESTRICTED GRANTS-IN-AID FROM THE FEDERAL	\$0.00	\$0.00	\$0.00	\$0.00	\$0.00	\$0.00	\$0.00	\$0.00	0.00%
Function: REVENUE/BALANCE SHEET - 0000		\$0.00	\$0.00	\$0.00	\$0.00	\$0.00	\$0.00	\$0.00	\$0.00	0.00%
Fund: HIGH SCHOOLS THAT WORK - 24180		\$0.00	\$0.00	\$0.00	\$0.00	\$0.00	\$0.00	\$0.00	\$0.00	0.00%
24181.0000.44500.0000.000000.0000.00.0000	RESTRICTED GRANTS-IN-AID FROM THE FEDERAL	\$0.00	\$0.00	\$0.00	\$0.00	\$0.00	\$0.00	\$0.00	\$0.00	0.00%
Function: REVENUE/BALANCE SHEET - 0000		\$0.00	\$0.00	\$0.00	\$0.00	\$0.00	\$0.00	\$0.00	\$0.00	0.00%
H SCHOOLS THAT WORK UNLIQUIDATED OBLIGATIONS - 24181		\$0.00	\$0.00	\$0.00	\$0.00	\$0.00	\$0.00	\$0.00	\$0.00	0.00%
24182.0000.44500.0000.000000.0000.00.0000	RESTRICTED GRANTS-IN-AID FROM THE FEDERAL	\$0.00	\$0.00	\$0.00	\$0.00	\$0.00	\$0.00	\$0.00	\$0.00	0.00%
Function: REVENUE/BALANCE SHEET - 0000		\$0.00	\$0.00	\$0.00	\$0.00	\$0.00	\$0.00	\$0.00	\$0.00	0.00%
Fund: CARL PERKINS HSTW REDISTRIBUTION 09-10 - 24182		\$0.00	\$0.00	\$0.00	\$0.00	\$0.00	\$0.00	\$0.00	\$0.00	0.00%
24187.0000.41980.0000.000000.0000.00.0000	REFUND OF PRIOR YEAR'S EXPENDITURES	\$0.00	\$0.00	\$0.00	\$0.00	\$0.00	\$0.00	\$0.00	\$0.00	0.00%
24187.0000.44500.0000.000000.0000.00.0000	RESTRICTED GRANTS-IN-AID FROM THE FEDERAL	\$0.00	\$0.00	\$0.00	\$0.00	\$0.00	\$0.00	\$0.00	\$0.00	0.00%
Function: REVENUE/BALANCE SHEET - 0000		\$0.00	\$0.00	\$0.00	\$0.00	\$0.00	\$0.00	\$0.00	\$0.00	0.00%
Fund: MIGRANT REGIONAL RECRUITING - 24187		\$0.00	\$0.00	\$0.00	\$0.00	\$0.00	\$0.00	\$0.00	\$0.00	0.00%
24201.0000.41980.0000.000000.0000.00.0000	REFUND OF PRIOR YEAR'S EXPENDITURES	\$0.00	\$0.00	\$0.00	\$0.00	\$0.00	\$0.00	\$0.00	\$0.00	0.00%
24201.0000.44500.0000.000000.0000.00.0000	RESTRICTED GRANTS-IN-AID FROM THE FEDERAL	\$0.00	\$0.00	\$0.00	\$0.00	\$0.00	\$0.00	\$0.00	\$0.00	0.00%
Function: REVENUE/BALANCE SHEET - 0000		\$0.00	\$0.00	\$0.00	\$0.00	\$0.00	\$0.00	\$0.00	\$0.00	0.00%
Fund: TITLE I STIMULUS - 24201		\$0.00	\$0.00	\$0.00	\$0.00	\$0.00	\$0.00	\$0.00	\$0.00	0.00%
24206.0000.44500.0000.000000.0000.00.0000	RESTRICTED GRANTS-IN-AID FROM THE FEDERAL	\$0.00	\$0.00	\$0.00	\$0.00	\$0.00	\$0.00	\$0.00	\$0.00	0.00%
Function: REVENUE/BALANCE SHEET - 0000		\$0.00	\$0.00	\$0.00	\$0.00	\$0.00	\$0.00	\$0.00	\$0.00	0.00%
Fund: IDEA B STIMULUS - 24206		\$0.00	\$0.00	\$0.00	\$0.00	\$0.00	\$0.00	\$0.00	\$0.00	0.00%
24209.0000.44500.0000.000000.0000.00.0000	RESTRICTED GRANTS-IN-AID FROM THE FEDERAL	\$0.00	\$0.00	\$0.00	\$0.00	\$0.00	\$0.00	\$0.00	\$0.00	0.00%
Function: REVENUE/BALANCE SHEET - 0000		\$0.00	\$0.00	\$0.00	\$0.00	\$0.00	\$0.00	\$0.00	\$0.00	0.00%
Fund: PRESCHOOL STIMULUS - 24209		\$0.00	\$0.00	\$0.00	\$0.00	\$0.00	\$0.00	\$0.00	\$0.00	0.00%

## Gadsden Independent Schools

### Revenue Report - All Funds

From Date: 7/1/2016

To Date: 9/30/2016

Fiscal Year: 2016-2017

Include pre encumbrance

Print accounts with zero balance

Filter Encumbrance Detail by Date Range

Exclude inactive accounts with zero balance

Account Number	Description	Budget	Adjustments	GL Budget	Current	YTD	Balance	Encumbrance	Budget Bal	% Rem
24212.0000.44500.0000.000000.0000.00.0000	RESTRICTED GRANTS-IN-AID FROM THE FEDERAL	\$0.00	\$0.00	\$0.00	\$0.00	\$0.00	\$0.00	\$0.00	\$0.00	0.00%
	Function: REVENUE/BALANCE SHEET - 0000	\$0.00	\$0.00	\$0.00	\$0.00	\$0.00	\$0.00	\$0.00	\$0.00	0.00%
und: EARLY INTERVENING SERVICES-IDEA B STIMULUS - 24212		\$0.00	\$0.00	\$0.00	\$0.00	\$0.00	\$0.00	\$0.00	\$0.00	0.00%
24213.0000.41980.0000.000000.0000.00.0000	REFUND OF PRIOR YEAR'S EXPENDITURES	\$0.00	\$0.00	\$0.00	\$0.00	\$0.00	\$0.00	\$0.00	\$0.00	0.00%
24213.0000.44500.0000.000000.0000.00.0000	RESTRICTED GRANTS-IN-AID FROM THE FEDERAL	\$0.00	\$0.00	\$0.00	\$0.00	\$0.00	\$0.00	\$0.00	\$0.00	0.00%
	Function: REVENUE/BALANCE SHEET - 0000	\$0.00	\$0.00	\$0.00	\$0.00	\$0.00	\$0.00	\$0.00	\$0.00	0.00%
	Fund: HOMELESS STIMULUS - 24213	\$0.00	\$0.00	\$0.00	\$0.00	\$0.00	\$0.00	\$0.00	\$0.00	0.00%
24294.0000.44500.0000.000000.0000.00.0000	RESTRICTED GRANTS-IN-AID FROM THE FEDERAL	\$0.00	\$0.00	\$0.00	\$0.00	\$0.00	\$0.00	\$0.00	\$0.00	0.00%
	Function: REVENUE/BALANCE SHEET - 0000	\$0.00	\$0.00	\$0.00	\$0.00	\$0.00	\$0.00	\$0.00	\$0.00	0.00%
	Fund: GADSDEN ISD STEM PROGRAM - 24294	\$0.00	\$0.00	\$0.00	\$0.00	\$0.00	\$0.00	\$0.00	\$0.00	0.00%
25149.0000.44301.0000.000000.0000.00.0000	OTHER RESTRICTED GRANTS - FEDERAL DIRECT	\$0.00	\$0.00	\$0.00	\$0.00	\$0.00	\$0.00	\$0.00	\$0.00	0.00%
	Function: REVENUE/BALANCE SHEET - 0000	\$0.00	\$0.00	\$0.00	\$0.00	\$0.00	\$0.00	\$0.00	\$0.00	0.00%
	Fund: GRADS CHILD CARE CYFD - 25149	\$0.00	\$0.00	\$0.00	\$0.00	\$0.00	\$0.00	\$0.00	\$0.00	0.00%
25153.0000.41980.0000.000000.0000.00.0000	REFUND OF PRIOR YEAR'S EXPENDITURES	\$0.00	\$0.00	\$0.00	\$0.00	\$0.00	\$0.00	\$0.00	\$0.00	0.00%
25153.0000.44101.0000.000000.0000.00.0000	DIRECT FEDERAL GRANTS	\$0.00	\$0.00	\$0.00	\$0.00	\$0.00	\$0.00	\$0.00	\$0.00	0.00%
25153.0000.44301.0000.000000.0000.00.0000	OTHER RESTRICTED GRANTS - FEDERAL DIRECT	(\$700,000.00)	\$0.00	(\$700,000.00)	(\$223,408.49)	(\$223,408.49)	(\$476,591.51)	\$0.00	(\$476,591.51)	68.08%
	Function: REVENUE/BALANCE SHEET - 0000	(\$700,000.00)	\$0.00	(\$700,000.00)	(\$223,408.49)	(\$223,408.49)	(\$476,591.51)	\$0.00	(\$476,591.51)	68.08%
	Fund: TITLE XIX MEDICAID 3/21 YEARS - 25153	(\$700,000.00)	\$0.00	(\$700,000.00)	(\$223,408.49)	(\$223,408.49)	(\$476,591.51)	\$0.00	(\$476,591.51)	68.08%
25158.0000.44101.0000.000000.0000.00.0000	DIRECT FEDERAL GRANTS	\$0.00	\$0.00	\$0.00	\$0.00	\$0.00	\$0.00	\$0.00	\$0.00	0.00%
25158.0000.44301.0000.000000.0000.00.0000	OTHER RESTRICTED GRANTS - FEDERAL DIRECT	\$0.00	\$0.00	\$0.00	\$0.00	\$0.00	\$0.00	\$0.00	\$0.00	0.00%
	Function: REVENUE/BALANCE SHEET - 0000	\$0.00	\$0.00	\$0.00	\$0.00	\$0.00	\$0.00	\$0.00	\$0.00	0.00%
	Fund: CAREER ACCESS PROGRAM NSF - 25158	\$0.00	\$0.00	\$0.00	\$0.00	\$0.00	\$0.00	\$0.00	\$0.00	0.00%
25162.0000.44101.0000.000000.0000.00.0000	DIRECT FEDERAL GRANTS	\$0.00	\$0.00	\$0.00	\$0.00	\$0.00	\$0.00	\$0.00	\$0.00	0.00%
25162.0000.44301.0000.000000.0000.00.0000	OTHER RESTRICTED GRANTS - FEDERAL DIRECT	\$0.00	\$0.00	\$0.00	\$0.00	\$0.00	\$0.00	\$0.00	\$0.00	0.00%
	Function: REVENUE/BALANCE SHEET - 0000	\$0.00	\$0.00	\$0.00	\$0.00	\$0.00	\$0.00	\$0.00	\$0.00	0.00%
	Fund: TANF/GRADS HSD - 25162	\$0.00	\$0.00	\$0.00	\$0.00	\$0.00	\$0.00	\$0.00	\$0.00	0.00%
25249.0000.44301.0000.000000.0000.00.0000	OTHER RESTRICTED GRANTS - FEDERAL DIRECT	\$0.00	\$0.00	\$0.00	\$0.00	\$0.00	\$0.00	\$0.00	\$0.00	0.00%
	Function: REVENUE/BALANCE SHEET - 0000	\$0.00	\$0.00	\$0.00	\$0.00	\$0.00	\$0.00	\$0.00	\$0.00	0.00%
und: EMERGENCY MANAGEMENT FOR SCHOOL GRANT - 25249		\$0.00	\$0.00	\$0.00	\$0.00	\$0.00	\$0.00	\$0.00	\$0.00	0.00%



## Gadsden Independent Schools

### Revenue Report - All Funds

From Date: 7/1/2016

To Date: 9/30/2016

Fiscal Year: 2016-2017

Include pre encumbrance

Print accounts with zero balance

Filter Encumbrance Detail by Date Range

Exclude inactive accounts with zero balance

Account Number	Description	Budget	Adjustments	GL Budget	Current	YTD	Balance	Encumbrance	Budget Bal	% Rem
25250.0000.43120.0000.000000.0000.00.0000	CHARTER SCHOOL ADMIN REVENUE	\$0.00	\$0.00	\$0.00	\$0.00	\$0.00	\$0.00	\$0.00	\$0.00	0.00%
25250.0000.44301.0000.000000.0000.00.0000	OTHER RESTRICTED GRANTS - FEDERAL DIRECT	\$0.00	\$0.00	\$0.00	\$0.00	\$0.00	\$0.00	\$0.00	\$0.00	0.00%
	Function: REVENUE/BALANCE SHEET - 0000	\$0.00	\$0.00	\$0.00	\$0.00	\$0.00	\$0.00	\$0.00	\$0.00	0.00%
	Fund: SEG-FEDERAL STIMULUS - 25250	\$0.00	\$0.00	\$0.00	\$0.00	\$0.00	\$0.00	\$0.00	\$0.00	0.00%
25255.0000.44301.0000.000000.0000.00.0000	OTHER RESTRICTED GRANTS - FEDERAL DIRECT	\$0.00	\$0.00	\$0.00	\$0.00	\$0.00	\$0.00	\$0.00	\$0.00	0.00%
	Function: REVENUE/BALANCE SHEET - 0000	\$0.00	\$0.00	\$0.00	\$0.00	\$0.00	\$0.00	\$0.00	\$0.00	0.00%
	Fund: EDUCATION JOBS FUND - 25255	\$0.00	\$0.00	\$0.00	\$0.00	\$0.00	\$0.00	\$0.00	\$0.00	0.00%
26103.0000.41921.0000.000000.0000.00.0000	INSTRUCTIONAL - CATEGORICAL	\$0.00	\$0.00	\$0.00	\$0.00	\$0.00	\$0.00	\$0.00	\$0.00	0.00%
	Function: REVENUE/BALANCE SHEET - 0000	\$0.00	\$0.00	\$0.00	\$0.00	\$0.00	\$0.00	\$0.00	\$0.00	0.00%
	Fund: ENLACE-UNM - 26103	\$0.00	\$0.00	\$0.00	\$0.00	\$0.00	\$0.00	\$0.00	\$0.00	0.00%
26121.0000.41922.0000.000000.0000.00.0000	INSTRUCTIONAL SUPPORT - CATEGORICAL	\$0.00	\$0.00	\$0.00	\$0.00	\$0.00	\$0.00	\$0.00	\$0.00	0.00%
	Function: REVENUE/BALANCE SHEET - 0000	\$0.00	\$0.00	\$0.00	\$0.00	\$0.00	\$0.00	\$0.00	\$0.00	0.00%
	Fund: KELLOGG FUND/KELLOGG FOUNDATION - 26121	\$0.00	\$0.00	\$0.00	\$0.00	\$0.00	\$0.00	\$0.00	\$0.00	0.00%
26123.0000.41921.0000.000000.0000.00.0000	INSTRUCTIONAL - CATEGORICAL	\$0.00	\$0.00	\$0.00	\$0.00	\$0.00	\$0.00	\$0.00	\$0.00	0.00%
	Function: REVENUE/BALANCE SHEET - 0000	\$0.00	\$0.00	\$0.00	\$0.00	\$0.00	\$0.00	\$0.00	\$0.00	0.00%
	Fund: PNM FOUNDATION INC - 26123	\$0.00	\$0.00	\$0.00	\$0.00	\$0.00	\$0.00	\$0.00	\$0.00	0.00%
26125.0000.41922.0000.000000.0000.00.0000	INSTRUCTIONAL SUPPORT - CATEGORICAL	\$0.00	\$0.00	\$0.00	\$0.00	\$0.00	\$0.00	\$0.00	\$0.00	0.00%
	Function: REVENUE/BALANCE SHEET - 0000	\$0.00	\$0.00	\$0.00	\$0.00	\$0.00	\$0.00	\$0.00	\$0.00	0.00%
	Fund: WALLACE FOUNDATION - 26125	\$0.00	\$0.00	\$0.00	\$0.00	\$0.00	\$0.00	\$0.00	\$0.00	0.00%
26143.0000.41921.0000.000000.0000.00.0000	INSTRUCTIONAL - CATEGORICAL	\$0.00	\$0.00	\$0.00	\$0.00	\$0.00	\$0.00	\$0.00	\$0.00	0.00%
26143.0000.41980.0000.000000.0000.00.0000	REFUND OF PRIOR YEAR'S EXPENDITURES	\$0.00	\$0.00	\$0.00	\$0.00	\$0.00	\$0.00	\$0.00	\$0.00	0.00%
	Function: REVENUE/BALANCE SHEET - 0000	\$0.00	\$0.00	\$0.00	\$0.00	\$0.00	\$0.00	\$0.00	\$0.00	0.00%
	Fund: SAVE THE CHILDREN - 26143	\$0.00	\$0.00	\$0.00	\$0.00	\$0.00	\$0.00	\$0.00	\$0.00	0.00%
26153.0000.41920.0000.000000.0000.00.0000	CONTRIBUTIONS AND DONATIONS FROM PRIVATE	\$0.00	\$0.00	\$0.00	\$0.00	\$0.00	\$0.00	\$0.00	\$0.00	0.00%
26153.0000.41921.0000.000000.0000.00.0000	INSTRUCTIONAL - CATEGORICAL	\$0.00	\$0.00	\$0.00	\$0.00	\$0.00	\$0.00	\$0.00	\$0.00	0.00%
	Function: REVENUE/BALANCE SHEET - 0000	\$0.00	\$0.00	\$0.00	\$0.00	\$0.00	\$0.00	\$0.00	\$0.00	0.00%
	Fund: PASO DEL NORTE HEALTH FOUNDATION - 26153	\$0.00	\$0.00	\$0.00	\$0.00	\$0.00	\$0.00	\$0.00	\$0.00	0.00%
26155.0000.41920.0000.000000.0000.00.0000	CONTRIBUTIONS AND DONATIONS FROM PRIVATE	\$0.00	\$0.00	\$0.00	\$0.00	\$0.00	\$0.00	\$0.00	\$0.00	0.00%
	Function: REVENUE/BALANCE SHEET - 0000	\$0.00	\$0.00	\$0.00	\$0.00	\$0.00	\$0.00	\$0.00	\$0.00	0.00%

## Gadsden Independent Schools

### Revenue Report - All Funds

From Date: 7/1/2016

To Date: 9/30/2016

Fiscal Year: 2016-2017

Include pre encumbrance

Print accounts with zero balance

Filter Encumbrance Detail by Date Range

Exclude inactive accounts with zero balance

Account Number	Description	Budget	Adjustments	GL Budget	Current	YTD	Balance	Encumbrance	Budget Bal	% Rem
Fund: CENTER FOR SERVICES LEARNING OPP IN ED - 26155		\$0.00	\$0.00	\$0.00	\$0.00	\$0.00	\$0.00	\$0.00	\$0.00	0.00%
26167.0000.41921.0000.000000.0000.00.0000	INSTRUCTIONAL - CATEGORICAL	\$0.00	\$0.00	\$0.00	\$0.00	\$0.00	\$0.00	\$0.00	\$0.00	0.00%
Function: REVENUE/BALANCE SHEET - 0000		\$0.00	\$0.00	\$0.00	\$0.00	\$0.00	\$0.00	\$0.00	\$0.00	0.00%
Fund: TOYOTA TAPESTRY - 26167		\$0.00	\$0.00	\$0.00	\$0.00	\$0.00	\$0.00	\$0.00	\$0.00	0.00%
26170.0000.41921.0000.000000.0000.00.0000	INSTRUCTIONAL - CATEGORICAL	\$0.00	\$0.00	\$0.00	\$0.00	\$0.00	\$0.00	\$0.00	\$0.00	0.00%
Function: REVENUE/BALANCE SHEET - 0000		\$0.00	\$0.00	\$0.00	\$0.00	\$0.00	\$0.00	\$0.00	\$0.00	0.00%
Fund: MICROSOFT SETTLEMENT FUNDS - 26170		\$0.00	\$0.00	\$0.00	\$0.00	\$0.00	\$0.00	\$0.00	\$0.00	0.00%
26175.0000.41921.0000.000000.0000.00.0000	INSTRUCTIONAL - CATEGORICAL	\$0.00	\$0.00	\$0.00	\$0.00	\$0.00	\$0.00	\$0.00	\$0.00	0.00%
Function: REVENUE/BALANCE SHEET - 0000		\$0.00	\$0.00	\$0.00	\$0.00	\$0.00	\$0.00	\$0.00	\$0.00	0.00%
Fund: QWEST FOUNDATION HOMEWORK HOTLINE - 26175		\$0.00	\$0.00	\$0.00	\$0.00	\$0.00	\$0.00	\$0.00	\$0.00	0.00%
26176.0000.41921.0000.000000.0000.00.0000	INSTRUCTIONAL - CATEGORICAL	\$0.00	\$0.00	\$0.00	\$0.00	\$0.00	\$0.00	\$0.00	\$0.00	0.00%
Function: REVENUE/BALANCE SHEET - 0000		\$0.00	\$0.00	\$0.00	\$0.00	\$0.00	\$0.00	\$0.00	\$0.00	0.00%
Fund: NM COMMUNITY FOUNDATION GRANT - 26176		\$0.00	\$0.00	\$0.00	\$0.00	\$0.00	\$0.00	\$0.00	\$0.00	0.00%
26179.0000.41921.0000.000000.0000.00.0000	INSTRUCTIONAL - CATEGORICAL	\$0.00	\$0.00	\$0.00	\$0.00	\$0.00	\$0.00	\$0.00	\$0.00	0.00%
Function: REVENUE/BALANCE SHEET - 0000		\$0.00	\$0.00	\$0.00	\$0.00	\$0.00	\$0.00	\$0.00	\$0.00	0.00%
Fund: A+ FOR ENERGY GRANT - 26179		\$0.00	\$0.00	\$0.00	\$0.00	\$0.00	\$0.00	\$0.00	\$0.00	0.00%
26204.0000.41921.0000.000000.0000.00.0000	INSTRUCTIONAL - CATEGORICAL	\$0.00	\$0.00	\$0.00	(\$200,045.10)	(\$200,045.10)	\$200,045.10	\$0.00	\$200,045.10	0.00%
26204.0000.41980.0000.000000.0000.00.0000	REFUND OF PRIOR YEAR'S EXPENDITURES	\$0.00	\$0.00	\$0.00	(\$228.50)	(\$228.50)	\$228.50	\$0.00	\$228.50	0.00%
Function: REVENUE/BALANCE SHEET - 0000		\$0.00	\$0.00	\$0.00	(\$200,273.60)	(\$200,273.60)	\$200,273.60	\$0.00	\$200,273.60	0.00%
Fund: SPACEPORT GRT GRANT - 26204		\$0.00	\$0.00	\$0.00	(\$200,273.60)	(\$200,273.60)	\$200,273.60	\$0.00	\$200,273.60	0.00%
26215.0000.41921.0000.000000.0000.00.0000	INSTRUCTIONAL - CATEGORICAL	\$0.00	\$0.00	\$0.00	\$0.00	\$0.00	\$0.00	\$0.00	\$0.00	0.00%
Function: REVENUE/BALANCE SHEET - 0000		\$0.00	\$0.00	\$0.00	\$0.00	\$0.00	\$0.00	\$0.00	\$0.00	0.00%
Fund: THE BRIDGE OF SOUTHERN NEW MEXICO - 26215		\$0.00	\$0.00	\$0.00	\$0.00	\$0.00	\$0.00	\$0.00	\$0.00	0.00%
27102.0000.43202.0000.000000.0000.00.0000	RESTRICTED GRANTS - STATE SOURCES	\$0.00	\$0.00	\$0.00	\$0.00	\$0.00	\$0.00	\$0.00	\$0.00	0.00%
Function: REVENUE/BALANCE SHEET - 0000		\$0.00	\$0.00	\$0.00	\$0.00	\$0.00	\$0.00	\$0.00	\$0.00	0.00%
Fund: NEW SCHOOL DEVELOPMENT - 27102		\$0.00	\$0.00	\$0.00	\$0.00	\$0.00	\$0.00	\$0.00	\$0.00	0.00%
27103.0000.43202.0000.000000.0000.00.0000	RESTRICTED GRANTS - STATE SOURCES	\$0.00	(\$32,402.00)	(\$32,402.00)	\$0.00	\$0.00	(\$32,402.00)	\$0.00	(\$32,402.00)	100.00%
Function: REVENUE/BALANCE SHEET - 0000		\$0.00	(\$32,402.00)	(\$32,402.00)	\$0.00	\$0.00	(\$32,402.00)	\$0.00	(\$32,402.00)	100.00%
Fund: 2009 DUAL CREDIT INSTRUCTIONAL MATERIALS - 27103		\$0.00	(\$32,402.00)	(\$32,402.00)	\$0.00	\$0.00	(\$32,402.00)	\$0.00	(\$32,402.00)	100.00%

## Gadsden Independent Schools

### Revenue Report - All Funds

From Date: 7/1/2016

To Date: 9/30/2016

Fiscal Year: 2016-2017

Include pre encumbrance

Print accounts with zero balance

Filter Encumbrance Detail by Date Range

Exclude inactive accounts with zero balance

Account Number	Description	Budget	Adjustments	GL Budget	Current	YTD	Balance	Encumbrance	Budget Bal	% Rem
27105.0000.43202.0000.000000.0000.00.0000	RESTRICTED GRANTS - STATE SOURCES	\$0.00	\$0.00	\$0.00	\$0.00	\$0.00	\$0.00	\$0.00	\$0.00	0.00%
	Function: REVENUE/BALANCE SHEET - 0000	\$0.00	\$0.00	\$0.00	\$0.00	\$0.00	\$0.00	\$0.00	\$0.00	0.00%
	Fund: GO BONDS-STUDENT LIBRARY FUND - 27105	\$0.00	\$0.00	\$0.00	\$0.00	\$0.00	\$0.00	\$0.00	\$0.00	0.00%
27106.0000.43202.0000.000000.0000.00.0000	RESTRICTED GRANTS - STATE SOURCES	\$0.00	\$0.00	\$0.00	\$0.00	\$0.00	\$0.00	\$0.00	\$0.00	0.00%
	Function: REVENUE/BALANCE SHEET - 0000	\$0.00	\$0.00	\$0.00	\$0.00	\$0.00	\$0.00	\$0.00	\$0.00	0.00%
	Fund: GO BONDS STUDENT LIBRARY FUND SB-1 - 27106	\$0.00	\$0.00	\$0.00	\$0.00	\$0.00	\$0.00	\$0.00	\$0.00	0.00%
27107.0000.43202.0000.000000.0000.00.0000	RESTRICTED GRANTS - STATE SOURCES	\$0.00	\$0.00	\$0.00	\$0.00	\$0.00	\$0.00	\$0.00	\$0.00	0.00%
	Function: REVENUE/BALANCE SHEET - 0000	(\$102,325.00)	\$0.00	(\$102,325.00)	\$0.00	\$0.00	(\$102,325.00)	\$0.00	(\$102,325.00)	100.00%
	Fund: 2012 GO BOND STUDENT LIBRARY - 27107	(\$102,325.00)	\$0.00	(\$102,325.00)	\$0.00	\$0.00	(\$102,325.00)	\$0.00	(\$102,325.00)	100.00%
27108.0000.43204.0000.000000.0000.00.0000	RESTRICTED GRANTS - STATE SOURCES	\$0.00	\$0.00	\$0.00	\$0.00	\$0.00	\$0.00	\$0.00	\$0.00	0.00%
	Function: REVENUE/BALANCE SHEET - 0000	\$0.00	\$0.00	\$0.00	\$0.00	\$0.00	\$0.00	\$0.00	\$0.00	0.00%
	Fund: PARCC READINESS - 27108	\$0.00	\$0.00	\$0.00	\$0.00	\$0.00	\$0.00	\$0.00	\$0.00	0.00%
27114.0000.43202.0000.000000.0000.00.0000	RESTRICTED GRANTS - STATE SOURCES	\$0.00	\$0.00	\$0.00	(\$14,218.22)	(\$14,218.22)	\$14,218.22	\$0.00	\$14,218.22	0.00%
	Function: REVENUE/BALANCE SHEET - 0000	\$0.00	\$0.00	\$0.00	(\$14,218.22)	(\$14,218.22)	\$14,218.22	\$0.00	\$14,218.22	0.00%
	Fund: NM READS TO LEAD! K-3 INITIATIVE - 27114	\$0.00	\$0.00	\$0.00	(\$14,218.22)	(\$14,218.22)	\$14,218.22	\$0.00	\$14,218.22	0.00%
27117.0000.43202.0000.000000.0000.00.0000	RESTRICTED GRANTS - STATE SOURCES	\$0.00	\$0.00	\$0.00	\$0.00	\$0.00	\$0.00	\$0.00	\$0.00	0.00%
	Function: REVENUE/BALANCE SHEET - 0000	\$0.00	\$0.00	\$0.00	\$0.00	\$0.00	\$0.00	\$0.00	\$0.00	0.00%
	Fund: TECHNOLOGY FOR EDUCATION PED - 27117	\$0.00	\$0.00	\$0.00	\$0.00	\$0.00	\$0.00	\$0.00	\$0.00	0.00%
27122.0000.41980.0000.000000.0000.00.0000	REFUND OF PRIOR YEAR'S EXPENDITURES	\$0.00	\$0.00	\$0.00	\$0.00	\$0.00	\$0.00	\$0.00	\$0.00	0.00%
27122.0000.43202.0000.000000.0000.00.0000	RESTRICTED GRANTS - STATE SOURCES	\$0.00	\$0.00	\$0.00	\$0.00	\$0.00	\$0.00	\$0.00	\$0.00	0.00%
	Function: REVENUE/BALANCE SHEET - 0000	\$0.00	\$0.00	\$0.00	\$0.00	\$0.00	\$0.00	\$0.00	\$0.00	0.00%
	Fund: TEACHER/SCHOOL LEADER STIPEND - 27122	\$0.00	\$0.00	\$0.00	\$0.00	\$0.00	\$0.00	\$0.00	\$0.00	0.00%
27129.0000.43202.0000.000000.0000.00.0000	RESTRICTED GRANTS - STATE SOURCES	\$0.00	\$0.00	\$0.00	\$0.00	\$0.00	\$0.00	\$0.00	\$0.00	0.00%
	Function: REVENUE/BALANCE SHEET - 0000	\$0.00	\$0.00	\$0.00	\$0.00	\$0.00	\$0.00	\$0.00	\$0.00	0.00%
	Fund: ADVANCED PLACEMENT PROGRAM - 27129	\$0.00	\$0.00	\$0.00	\$0.00	\$0.00	\$0.00	\$0.00	\$0.00	0.00%
27138.0000.43202.0000.000000.0000.00.0000	RESTRICTED GRANTS - STATE SOURCES	\$0.00	\$0.00	\$0.00	\$0.00	\$0.00	\$0.00	\$0.00	\$0.00	0.00%
	Function: REVENUE/BALANCE SHEET - 0000	\$0.00	\$0.00	\$0.00	\$0.00	\$0.00	\$0.00	\$0.00	\$0.00	0.00%

## Gadsden Independent Schools

### Revenue Report - All Funds

From Date: 7/1/2016

To Date: 9/30/2016

Fiscal Year: 2016-2017

Include pre encumbrance

Print accounts with zero balance

Filter Encumbrance Detail by Date Range

Exclude inactive accounts with zero balance

Account Number	Description	Budget	Adjustments	GL Budget	Current	YTD	Balance	Encumbrance	Budget Bal	% Rem
Fund: INCENTIVES FOR SCHOOL IMPR ACT PED - 27138		\$0.00	\$0.00	\$0.00	\$0.00	\$0.00	\$0.00	\$0.00	\$0.00	0.00%
27139.0000.43202.0000.000000.0000.00.0000	RESTRICTED GRANTS - STATE SOURCES	\$0.00	\$0.00	\$0.00	\$0.00	\$0.00	\$0.00	\$0.00	\$0.00	0.00%
Function: REVENUE/BALANCE SHEET - 0000		\$0.00	\$0.00	\$0.00	\$0.00	\$0.00	\$0.00	\$0.00	\$0.00	0.00%
Fund: TRUANCY CYFD - 27139		\$0.00	\$0.00	\$0.00	\$0.00	\$0.00	\$0.00	\$0.00	\$0.00	0.00%
27140.0000.43202.0000.000000.0000.00.0000	RESTRICTED GRANTS - STATE SOURCES	\$0.00	\$0.00	\$0.00	\$0.00	\$0.00	\$0.00	\$0.00	\$0.00	0.00%
Function: REVENUE/BALANCE SHEET - 0000		\$0.00	\$0.00	\$0.00	\$0.00	\$0.00	\$0.00	\$0.00	\$0.00	0.00%
Fund: FAMILY & YOUTH RESOURCE PRO PED - 27140		\$0.00	\$0.00	\$0.00	\$0.00	\$0.00	\$0.00	\$0.00	\$0.00	0.00%
27141.0000.43202.0000.000000.0000.00.0000	RESTRICTED GRANTS - STATE SOURCES	\$0.00	\$0.00	\$0.00	\$0.00	\$0.00	\$0.00	\$0.00	\$0.00	0.00%
Function: REVENUE/BALANCE SHEET - 0000		\$0.00	\$0.00	\$0.00	\$0.00	\$0.00	\$0.00	\$0.00	\$0.00	0.00%
Fund: TRUANCY INITIATIVE PED - 27141		\$0.00	\$0.00	\$0.00	\$0.00	\$0.00	\$0.00	\$0.00	\$0.00	0.00%
27142.0000.43102.0000.000000.0000.00.0000	SDE STATE FLOWTHROUGH GRANTS	\$0.00	\$0.00	\$0.00	\$0.00	\$0.00	\$0.00	\$0.00	\$0.00	0.00%
Function: REVENUE/BALANCE SHEET - 0000		\$0.00	\$0.00	\$0.00	\$0.00	\$0.00	\$0.00	\$0.00	\$0.00	0.00%
Fund: LEGIS APPRO - LAWS OF NM 2004 - 27142		\$0.00	\$0.00	\$0.00	\$0.00	\$0.00	\$0.00	\$0.00	\$0.00	0.00%
27145.0000.43202.0000.000000.0000.00.0000	RESTRICTED GRANTS - STATE SOURCES	\$0.00	\$0.00	\$0.00	\$0.00	\$0.00	\$0.00	\$0.00	\$0.00	0.00%
Function: REVENUE/BALANCE SHEET - 0000		\$0.00	\$0.00	\$0.00	\$0.00	\$0.00	\$0.00	\$0.00	\$0.00	0.00%
Fund: LIBRARIES - GO BONDS-LAWS OF 2004 - 27145		\$0.00	\$0.00	\$0.00	\$0.00	\$0.00	\$0.00	\$0.00	\$0.00	0.00%
27147.0000.43202.0000.000000.0000.00.0000	RESTRICTED GRANTS - STATE SOURCES	\$0.00	\$0.00	\$0.00	\$0.00	\$0.00	\$0.00	\$0.00	\$0.00	0.00%
Function: REVENUE/BALANCE SHEET - 0000		\$0.00	\$0.00	\$0.00	\$0.00	\$0.00	\$0.00	\$0.00	\$0.00	0.00%
Fund: FEDERAL RELIEF FUND - 27147		\$0.00	\$0.00	\$0.00	\$0.00	\$0.00	\$0.00	\$0.00	\$0.00	0.00%
27149.0000.41980.0000.000000.0000.00.0000	REFUND OF PRIOR YEAR'S EXPENDITURES	\$0.00	\$0.00	\$0.00	\$0.00	\$0.00	\$0.00	\$0.00	\$0.00	0.00%
27149.0000.43202.0000.000000.0000.00.0000	RESTRICTED GRANTS - STATE SOURCES	(\$1,999,179.00)	\$0.00	(\$1,999,179.00)	(\$386,263.03)	(\$386,263.03)	(\$1,612,915.97)	\$0.00	(\$1,612,915.97)	80.68%
Function: REVENUE/BALANCE SHEET - 0000		(\$1,999,179.00)	\$0.00	(\$1,999,179.00)	(\$386,263.03)	(\$386,263.03)	(\$1,612,915.97)	\$0.00	(\$1,612,915.97)	80.68%
Fund: PREK INITIATIVE - 27149		(\$1,999,179.00)	\$0.00	(\$1,999,179.00)	(\$386,263.03)	(\$386,263.03)	(\$1,612,915.97)	\$0.00	(\$1,612,915.97)	80.68%
27154.0000.43202.0000.000000.0000.00.0000	RESTRICTED GRANTS - STATE SOURCES	\$0.00	\$0.00	\$0.00	\$0.00	\$0.00	\$0.00	\$0.00	\$0.00	0.00%
Function: REVENUE/BALANCE SHEET - 0000		\$0.00	\$0.00	\$0.00	\$0.00	\$0.00	\$0.00	\$0.00	\$0.00	0.00%
Fund: BEGINNING TEACHER MENTORING PROGRAM - 27154		\$0.00	\$0.00	\$0.00	\$0.00	\$0.00	\$0.00	\$0.00	\$0.00	0.00%
27155.0000.43202.0000.000000.0000.00.0000	RESTRICTED GRANTS - STATE SOURCES	\$0.00	(\$182,251.00)	(\$182,251.00)	\$0.00	\$0.00	(\$182,251.00)	\$0.00	(\$182,251.00)	100.00%
Function: REVENUE/BALANCE SHEET - 0000		\$0.00	(\$182,251.00)	(\$182,251.00)	\$0.00	\$0.00	(\$182,251.00)	\$0.00	(\$182,251.00)	100.00%
Fund: BREAKFAST FOR ELEMENTARY STUDENTS - 27155		\$0.00	(\$182,251.00)	(\$182,251.00)	\$0.00	\$0.00	(\$182,251.00)	\$0.00	(\$182,251.00)	100.00%

## Gadsden Independent Schools

### Revenue Report - All Funds

From Date: 7/1/2016

To Date: 9/30/2016

Fiscal Year: 2016-2017

Include pre encumbrance

Print accounts with zero balance

Filter Encumbrance Detail by Date Range

Exclude inactive accounts with zero balance

Account Number	Description	Budget	Adjustments	GL Budget	Current	YTD	Balance	Encumbrance	Budget Bal	% Rem
27163.0000.43202.0000.000000.0000.00.0000	RESTRICTED GRANTS - STATE SOURCES	\$0.00	\$0.00	\$0.00	\$0.00	\$0.00	\$0.00	\$0.00	\$0.00	0.00%
	Function: REVENUE/BALANCE SHEET - 0000	\$0.00	\$0.00	\$0.00	\$0.00	\$0.00	\$0.00	\$0.00	\$0.00	0.00%
	Fund: SCHOOL IN NEED OF IMPROVEMENT - 27163	\$0.00	\$0.00	\$0.00	\$0.00	\$0.00	\$0.00	\$0.00	\$0.00	0.00%
27164.0000.43202.0000.000000.0000.00.0000	RESTRICTED GRANTS - STATE SOURCES	\$0.00	\$0.00	\$0.00	\$0.00	\$0.00	\$0.00	\$0.00	\$0.00	0.00%
	Function: REVENUE/BALANCE SHEET - 0000	\$0.00	\$0.00	\$0.00	\$0.00	\$0.00	\$0.00	\$0.00	\$0.00	0.00%
	Fund: SCHOOL IMPROVEMENT FRAMEWORK - 27164	\$0.00	\$0.00	\$0.00	\$0.00	\$0.00	\$0.00	\$0.00	\$0.00	0.00%
27165.0000.43202.0000.000000.0000.00.0000	RESTRICTED GRANTS - STATE SOURCES	\$0.00	\$0.00	\$0.00	\$0.00	\$0.00	\$0.00	\$0.00	\$0.00	0.00%
	Function: REVENUE/BALANCE SHEET - 0000	\$0.00	\$0.00	\$0.00	\$0.00	\$0.00	\$0.00	\$0.00	\$0.00	0.00%
id: LEGIS APPROP-LAWS 2007 PROMISE FOR SUCCESS - 27165		\$0.00	\$0.00	\$0.00	\$0.00	\$0.00	\$0.00	\$0.00	\$0.00	0.00%
27166.0000.43202.0000.000000.0000.00.0000	RESTRICTED GRANTS - STATE SOURCES	(\$1,239,593.00)	\$0.00	(\$1,239,593.00)	(\$562,855.47)	(\$562,855.47)	(\$676,737.53)	\$0.00	(\$676,737.53)	54.59%
	Function: REVENUE/BALANCE SHEET - 0000	(\$1,239,593.00)	\$0.00	(\$1,239,593.00)	(\$562,855.47)	(\$562,855.47)	(\$676,737.53)	\$0.00	(\$676,737.53)	54.59%
	Fund: KINDERGARTEN-THREE PLUS - 27166	(\$1,239,593.00)	\$0.00	(\$1,239,593.00)	(\$562,855.47)	(\$562,855.47)	(\$676,737.53)	\$0.00	(\$676,737.53)	54.59%
27168.0000.43202.0000.000000.0000.00.0000	RESTRICTED GRANTS - STATE SOURCES	\$0.00	\$0.00	\$0.00	\$0.00	\$0.00	\$0.00	\$0.00	\$0.00	0.00%
	Function: REVENUE/BALANCE SHEET - 0000	\$0.00	\$0.00	\$0.00	\$0.00	\$0.00	\$0.00	\$0.00	\$0.00	0.00%
	Fund: AFTER SCHOOL ENRICHMENT PROGRAM - 27168	\$0.00	\$0.00	\$0.00	\$0.00	\$0.00	\$0.00	\$0.00	\$0.00	0.00%
27169.0000.43202.0000.000000.0000.00.0000	RESTRICTED GRANTS - STATE SOURCES	\$0.00	\$0.00	\$0.00	\$0.00	\$0.00	\$0.00	\$0.00	\$0.00	0.00%
	Function: REVENUE/BALANCE SHEET - 0000	\$0.00	\$0.00	\$0.00	\$0.00	\$0.00	\$0.00	\$0.00	\$0.00	0.00%
	Fund: PRE-KINDERGARTEN-SPECIAL STATE - 27169	\$0.00	\$0.00	\$0.00	\$0.00	\$0.00	\$0.00	\$0.00	\$0.00	0.00%
27170.0000.43202.0000.000000.0000.00.0000	RESTRICTED GRANTS - STATE SOURCES	\$0.00	\$0.00	\$0.00	\$0.00	\$0.00	\$0.00	\$0.00	\$0.00	0.00%
	Function: REVENUE/BALANCE SHEET - 0000	\$0.00	\$0.00	\$0.00	\$0.00	\$0.00	\$0.00	\$0.00	\$0.00	0.00%
	Fund: LIBRARIES SB301 GO BONDS - 27170	\$0.00	\$0.00	\$0.00	\$0.00	\$0.00	\$0.00	\$0.00	\$0.00	0.00%
27171.0000.43202.0000.000000.0000.00.0000	RESTRICTED GRANTS - STATE SOURCES	\$0.00	\$0.00	\$0.00	\$0.00	\$0.00	\$0.00	\$0.00	\$0.00	0.00%
	Function: REVENUE/BALANCE SHEET - 0000	\$0.00	\$0.00	\$0.00	\$0.00	\$0.00	\$0.00	\$0.00	\$0.00	0.00%
	Fund: 2010 GOB INSTRUCTIONAL MATERIALS - 27171	\$0.00	\$0.00	\$0.00	\$0.00	\$0.00	\$0.00	\$0.00	\$0.00	0.00%
27176.0000.43202.0000.000000.0000.00.0000	RESTRICTED GRANTS - STATE SOURCES	\$0.00	\$0.00	\$0.00	\$0.00	\$0.00	\$0.00	\$0.00	\$0.00	0.00%
	Function: REVENUE/BALANCE SHEET - 0000	\$0.00	\$0.00	\$0.00	\$0.00	\$0.00	\$0.00	\$0.00	\$0.00	0.00%
	Fund: SCIENCE INSTRUCTIONAL MATERIALS K-12 - 27176	\$0.00	\$0.00	\$0.00	\$0.00	\$0.00	\$0.00	\$0.00	\$0.00	0.00%

## Gadsden Independent Schools

### Revenue Report - All Funds

From Date: 7/1/2016

To Date: 9/30/2016

Fiscal Year: 2016-2017

Include pre encumbrance

Print accounts with zero balance

Filter Encumbrance Detail by Date Range

Exclude inactive accounts with zero balance

Account Number	Description	Budget	Adjustments	GL Budget	Current	YTD	Balance	Encumbrance	Budget Bal	% Rem
27185.0000.43202.0000.000000.0000.00.0000	RESTRICTED GRANTS - STATE SOURCES	\$0.00	\$0.00	\$0.00	\$0.00	\$0.00	\$0.00	\$0.00	\$0.00	0.00%
	Function: REVENUE/BALANCE SHEET - 0000	\$0.00	\$0.00	\$0.00	\$0.00	\$0.00	\$0.00	\$0.00	\$0.00	0.00%
	Fund: NEXT GENERATION ASSESSMENTS - 27185	\$0.00	\$0.00	\$0.00	\$0.00	\$0.00	\$0.00	\$0.00	\$0.00	0.00%
27401.0000.41922.0000.000000.0000.00.0000	INSTRUCTIONAL SUPPORT - CATEGORICAL	\$0.00	\$0.00	\$0.00	\$0.00	\$0.00	\$0.00	\$0.00	\$0.00	0.00%
27401.0000.43202.0000.000000.0000.00.0000	RESTRICTED GRANTS - STATE SOURCES	\$0.00	\$0.00	\$0.00	\$0.00	\$0.00	\$0.00	\$0.00	\$0.00	0.00%
	Function: REVENUE/BALANCE SHEET - 0000	\$0.00	\$0.00	\$0.00	\$0.00	\$0.00	\$0.00	\$0.00	\$0.00	0.00%
	Fund: ALD4ALL/KELLOGG FOUNDATION - 27401	\$0.00	\$0.00	\$0.00	\$0.00	\$0.00	\$0.00	\$0.00	\$0.00	0.00%
27503.0000.43202.0000.000000.0000.00.0000	RESTRICTED GRANTS - STATE SOURCES	\$0.00	\$0.00	\$0.00	\$0.00	\$0.00	\$0.00	\$0.00	\$0.00	0.00%
	Function: REVENUE/BALANCE SHEET - 0000	\$0.00	\$0.00	\$0.00	\$0.00	\$0.00	\$0.00	\$0.00	\$0.00	0.00%
	Fund: RURAL REVITALIZATION ANTHONY ELEM - 27503	\$0.00	\$0.00	\$0.00	\$0.00	\$0.00	\$0.00	\$0.00	\$0.00	0.00%
27504.0000.43202.0000.000000.0000.00.0000	RESTRICTED GRANTS - STATE SOURCES	\$0.00	\$0.00	\$0.00	\$0.00	\$0.00	\$0.00	\$0.00	\$0.00	0.00%
	Function: REVENUE/BALANCE SHEET - 0000	\$0.00	\$0.00	\$0.00	\$0.00	\$0.00	\$0.00	\$0.00	\$0.00	0.00%
	Fund: MAKING SCHOOLS WORK OUTDOORS - 27504	\$0.00	\$0.00	\$0.00	\$0.00	\$0.00	\$0.00	\$0.00	\$0.00	0.00%
27523.0000.43202.0000.000000.0000.00.0000	RESTRICTED GRANTS - STATE SOURCES	\$0.00	\$0.00	\$0.00	\$0.00	\$0.00	\$0.00	\$0.00	\$0.00	0.00%
	Function: REVENUE/BALANCE SHEET - 0000	\$0.00	\$0.00	\$0.00	\$0.00	\$0.00	\$0.00	\$0.00	\$0.00	0.00%
	Fund: PARENT CONF & OUTREACH ACCOUNT - 27523	\$0.00	\$0.00	\$0.00	\$0.00	\$0.00	\$0.00	\$0.00	\$0.00	0.00%
27524.0000.43202.0000.000000.0000.00.0000	RESTRICTED GRANTS - STATE SOURCES	\$0.00	\$0.00	\$0.00	\$0.00	\$0.00	\$0.00	\$0.00	\$0.00	0.00%
	Function: REVENUE/BALANCE SHEET - 0000	\$0.00	\$0.00	\$0.00	\$0.00	\$0.00	\$0.00	\$0.00	\$0.00	0.00%
	Fund: DISTRICTWIDE DISCIPLIPE ADVISORY COUNCIL - 27524	\$0.00	\$0.00	\$0.00	\$0.00	\$0.00	\$0.00	\$0.00	\$0.00	0.00%
27525.0000.43202.0000.000000.0000.00.0000	RESTRICTED GRANTS - STATE SOURCES	\$0.00	\$0.00	\$0.00	\$0.00	\$0.00	\$0.00	\$0.00	\$0.00	0.00%
	Function: REVENUE/BALANCE SHEET - 0000	\$0.00	\$0.00	\$0.00	\$0.00	\$0.00	\$0.00	\$0.00	\$0.00	0.00%
	Fund: PROMISE FOR SUCCESS - 27525	\$0.00	\$0.00	\$0.00	\$0.00	\$0.00	\$0.00	\$0.00	\$0.00	0.00%
27549.0000.43202.0000.000000.0000.00.0000	RESTRICTED GRANTS - STATE SOURCES	\$0.00	\$0.00	\$0.00	\$0.00	\$0.00	\$0.00	\$0.00	\$0.00	0.00%
	Function: REVENUE/BALANCE SHEET - 0000	\$0.00	\$0.00	\$0.00	\$0.00	\$0.00	\$0.00	\$0.00	\$0.00	0.00%
	Fund: 2008 LIBRARY BOOK FUND - 27549	\$0.00	\$0.00	\$0.00	\$0.00	\$0.00	\$0.00	\$0.00	\$0.00	0.00%
28120.0000.43214.0000.000000.0000.00.0000	STATE MATCH CARRYOVER - SB9	(\$21,627.00)	\$0.00	(\$21,627.00)	\$0.00	\$0.00	(\$21,627.00)	\$0.00	(\$21,627.00)	100.00%
	Function: REVENUE/BALANCE SHEET - 0000	(\$21,627.00)	\$0.00	(\$21,627.00)	\$0.00	\$0.00	(\$21,627.00)	\$0.00	(\$21,627.00)	100.00%
	Fund: NM STATE HIGHWAY DEPT - 28120	(\$21,627.00)	\$0.00	(\$21,627.00)	\$0.00	\$0.00	(\$21,627.00)	\$0.00	(\$21,627.00)	100.00%

## Gadsden Independent Schools

### Revenue Report - All Funds

From Date: 7/1/2016

To Date: 9/30/2016

Fiscal Year: 2016-2017

Include pre encumbrance

Print accounts with zero balance

Filter Encumbrance Detail by Date Range

Exclude inactive accounts with zero balance

Account Number	Description	Budget	Adjustments	GL Budget	Current	YTD	Balance	Encumbrance	Budget Bal	% Rem
28140.0000.43203.0000.000000.0000.00.0000	STATE DIRECT GRANTS	\$0.00	\$0.00	\$0.00	\$0.00	\$0.00	\$0.00	\$0.00	\$0.00	0.00%
	Function: REVENUE/BALANCE SHEET - 0000	\$0.00	\$0.00	\$0.00	\$0.00	\$0.00	\$0.00	\$0.00	\$0.00	0.00%
	Fund: COORDINATED APPROACH TO CHILD HEALTH - 28140	\$0.00	\$0.00	\$0.00	\$0.00	\$0.00	\$0.00	\$0.00	\$0.00	0.00%
28145.0000.43103.0000.000000.0000.00.0000	OTHER GRANTS	\$0.00	\$0.00	\$0.00	\$0.00	\$0.00	\$0.00	\$0.00	\$0.00	0.00%
	Function: REVENUE/BALANCE SHEET - 0000	\$0.00	\$0.00	\$0.00	\$0.00	\$0.00	\$0.00	\$0.00	\$0.00	0.00%
	Fund: DWI NM LOCAL GRANT FUND - 28145	\$0.00	\$0.00	\$0.00	\$0.00	\$0.00	\$0.00	\$0.00	\$0.00	0.00%
28155.0000.43103.0000.000000.0000.00.0000	OTHER GRANTS	\$0.00	\$0.00	\$0.00	\$0.00	\$0.00	\$0.00	\$0.00	\$0.00	0.00%
28155.0000.43203.0000.000000.0000.00.0000	STATE DIRECT GRANTS	\$0.00	\$0.00	\$0.00	\$0.00	\$0.00	\$0.00	\$0.00	\$0.00	0.00%
	Function: REVENUE/BALANCE SHEET - 0000	\$0.00	\$0.00	\$0.00	\$0.00	\$0.00	\$0.00	\$0.00	\$0.00	0.00%
	Fund: HEALTHIER SCHOOLS DOH - 28155	\$0.00	\$0.00	\$0.00	\$0.00	\$0.00	\$0.00	\$0.00	\$0.00	0.00%
28158.0000.43203.0000.000000.0000.00.0000	STATE DIRECT GRANTS	\$0.00	\$0.00	\$0.00	\$0.00	\$0.00	\$0.00	\$0.00	\$0.00	0.00%
	Function: REVENUE/BALANCE SHEET - 0000	\$0.00	\$0.00	\$0.00	\$0.00	\$0.00	\$0.00	\$0.00	\$0.00	0.00%
	Fund: SUICIDE PREVENTION - 28158	\$0.00	\$0.00	\$0.00	\$0.00	\$0.00	\$0.00	\$0.00	\$0.00	0.00%
28172.0000.43103.0000.000000.0000.00.0000	OTHER GRANTS	\$0.00	\$0.00	\$0.00	\$0.00	\$0.00	\$0.00	\$0.00	\$0.00	0.00%
	Function: REVENUE/BALANCE SHEET - 0000	\$0.00	\$0.00	\$0.00	\$0.00	\$0.00	\$0.00	\$0.00	\$0.00	0.00%
	Fund: SCHOOL TO WORK/NM WORKS PROJ NMSU - 28172	\$0.00	\$0.00	\$0.00	\$0.00	\$0.00	\$0.00	\$0.00	\$0.00	0.00%
28178.0000.41980.0000.000000.0000.00.0000	REFUND OF PRIOR YEAR'S EXPENDITURES	\$0.00	\$0.00	\$0.00	\$0.00	\$0.00	\$0.00	\$0.00	\$0.00	0.00%
28178.0000.43203.0000.000000.0000.00.0000	STATE DIRECT GRANTS	\$0.00	\$0.00	\$0.00	\$0.00	\$0.00	\$0.00	\$0.00	\$0.00	0.00%
	Function: REVENUE/BALANCE SHEET - 0000	\$0.00	\$0.00	\$0.00	\$0.00	\$0.00	\$0.00	\$0.00	\$0.00	0.00%
	Fund: GEAR-UP - 28178	\$0.00	\$0.00	\$0.00	\$0.00	\$0.00	\$0.00	\$0.00	\$0.00	0.00%
28185.0000.43203.0000.000000.0000.00.0000	STATE DIRECT GRANTS	\$0.00	\$0.00	\$0.00	\$0.00	\$0.00	\$0.00	\$0.00	\$0.00	0.00%
	Function: REVENUE/BALANCE SHEET - 0000	\$0.00	\$0.00	\$0.00	\$0.00	\$0.00	\$0.00	\$0.00	\$0.00	0.00%
	Fund: OUTDOOR CLASSROOM INITIATIVE - 28185	\$0.00	\$0.00	\$0.00	\$0.00	\$0.00	\$0.00	\$0.00	\$0.00	0.00%
28191.0000.43203.0000.000000.0000.00.0000	STATE DIRECT GRANTS	\$0.00	\$0.00	\$0.00	\$0.00	\$0.00	\$0.00	\$0.00	\$0.00	0.00%
	Function: REVENUE/BALANCE SHEET - 0000	\$0.00	\$0.00	\$0.00	\$0.00	\$0.00	\$0.00	\$0.00	\$0.00	0.00%
	Fund: SMART START K-3+ - 28191	\$0.00	\$0.00	\$0.00	\$0.00	\$0.00	\$0.00	\$0.00	\$0.00	0.00%
28193.0000.43203.0000.000000.0000.00.0000	STATE DIRECT GRANTS	(\$101,430.00)	(\$405,720.00)	(\$507,150.00)	(\$151,709.41)	(\$151,709.41)	(\$355,440.59)	\$0.00	(\$355,440.59)	70.09%
	Function: REVENUE/BALANCE SHEET - 0000	(\$101,430.00)	(\$405,720.00)	(\$507,150.00)	(\$151,709.41)	(\$151,709.41)	(\$355,440.59)	\$0.00	(\$355,440.59)	70.09%
	Fund: CYFD PARENTS AS TEACHERS MODEL - 28193	(\$101,430.00)	(\$405,720.00)	(\$507,150.00)	(\$151,709.41)	(\$151,709.41)	(\$355,440.59)	\$0.00	(\$355,440.59)	70.09%

## Gadsden Independent Schools

### Revenue Report - All Funds

From Date: 7/1/2016

To Date: 9/30/2016

Fiscal Year: 2016-2017

Include pre encumbrance

Print accounts with zero balance

Filter Encumbrance Detail by Date Range

Exclude inactive accounts with zero balance

Account Number	Description	Budget	Adjustments	GL Budget	Current	YTD	Balance	Encumbrance	Budget Bal	% Rem
29102.0000.41921.0000.000000.0000.00.0000	INSTRUCTIONAL - CATEGORICAL	\$0.00	\$0.00	\$0.00	\$0.00	\$0.00	\$0.00	\$0.00	\$0.00	0.00%
29102.0000.43103.0000.000000.0000.00.0000	OTHER GRANTS	\$0.00	\$0.00	\$0.00	\$0.00	\$0.00	\$0.00	\$0.00	\$0.00	0.00%
	Function: REVENUE/BALANCE SHEET - 0000	\$0.00	\$0.00	\$0.00	\$0.00	\$0.00	\$0.00	\$0.00	\$0.00	0.00%
	Fund: PRIVATE DIR GRANTS (CATEGORICAL) - 29102	\$0.00	\$0.00	\$0.00	\$0.00	\$0.00	\$0.00	\$0.00	\$0.00	0.00%
29103.0000.41922.0000.000000.0000.00.0000	INSTRUCTIONAL SUPPORT - CATEGORICAL	\$0.00	\$0.00	\$0.00	\$0.00	\$0.00	\$0.00	\$0.00	\$0.00	0.00%
	Function: REVENUE/BALANCE SHEET - 0000	\$0.00	\$0.00	\$0.00	\$0.00	\$0.00	\$0.00	\$0.00	\$0.00	0.00%
	Fund: NEW MEXICO TEEN PREGNANCY COALITION - 29103	\$0.00	\$0.00	\$0.00	\$0.00	\$0.00	\$0.00	\$0.00	\$0.00	0.00%
29114.0000.41921.0000.000000.0000.00.0000	INSTRUCTIONAL - CATEGORICAL	\$0.00	\$0.00	\$0.00	\$0.00	\$0.00	\$0.00	\$0.00	\$0.00	0.00%
	Function: REVENUE/BALANCE SHEET - 0000	\$0.00	\$0.00	\$0.00	\$0.00	\$0.00	\$0.00	\$0.00	\$0.00	0.00%
	Fund: MCCUNE CHARITABLE FOUNDATION - 29114	\$0.00	\$0.00	\$0.00	\$0.00	\$0.00	\$0.00	\$0.00	\$0.00	0.00%
29130.0000.43203.0000.000000.0000.00.0000	STATE DIRECT GRANTS	\$0.00	\$0.00	\$0.00	\$0.00	\$0.00	\$0.00	\$0.00	\$0.00	0.00%
	Function: REVENUE/BALANCE SHEET - 0000	\$0.00	\$0.00	\$0.00	\$0.00	\$0.00	\$0.00	\$0.00	\$0.00	0.00%
	Fund: SCHOOL BASED HEALTH CENTER - 29130	\$0.00	\$0.00	\$0.00	\$0.00	\$0.00	\$0.00	\$0.00	\$0.00	0.00%
29135.0000.41280.0000.000000.0000.00.0000	REVENUE IN LIEU OF TAXES - OTHER LOCAL GOVERNMENTA	\$0.00	\$0.00	\$0.00	\$0.00	\$0.00	\$0.00	\$0.00	\$0.00	0.00%
29135.0000.41980.0000.000000.0000.00.0000	REFUND OF PRIOR YEAR'S EXPENDITURES	\$0.00	\$0.00	\$0.00	\$0.00	\$0.00	\$0.00	\$0.00	\$0.00	0.00%
	Function: REVENUE/BALANCE SHEET - 0000	\$0.00	\$0.00	\$0.00	\$0.00	\$0.00	\$0.00	\$0.00	\$0.00	0.00%
	Fund: IND REV BONDS PILOT - 29135	\$0.00	\$0.00	\$0.00	\$0.00	\$0.00	\$0.00	\$0.00	\$0.00	0.00%
31100.0000.41500.0000.000000.0000.00.0000	INVESTMENT INCOME	(\$8,000.00)	\$0.00	(\$8,000.00)	(\$3,104.08)	(\$3,104.08)	(\$4,895.92)	\$0.00	(\$4,895.92)	61.20%
31100.0000.41953.0000.000000.0000.00.0000	INSURANCE RECOVERIES	\$0.00	\$0.00	\$0.00	\$0.00	\$0.00	\$0.00	\$0.00	\$0.00	0.00%
31100.0000.41980.0000.000000.0000.00.0000	REFUND OF PRIOR YEAR'S EXPENDITURES	\$0.00	\$0.00	\$0.00	(\$721.25)	(\$721.25)	\$721.25	\$0.00	\$721.25	0.00%
31100.0000.45110.0000.000000.0000.00.0000	BOND PRINCIPAL	(\$9,500,000.00)	\$0.00	(\$9,500,000.00)	(\$190,000.00)	(\$190,000.00)	(\$9,310,000.00)	\$0.00	(\$9,310,000.00)	98.00%
	Function: REVENUE/BALANCE SHEET - 0000	(\$9,508,000.00)	\$0.00	(\$9,508,000.00)	(\$193,825.33)	(\$193,825.33)	(\$9,314,174.67)	\$0.00	(\$9,314,174.67)	97.96%
	Fund: BOND BUILDING - 31100	(\$9,508,000.00)	\$0.00	(\$9,508,000.00)	(\$193,825.33)	(\$193,825.33)	(\$9,314,174.67)	\$0.00	(\$9,314,174.67)	97.96%
31200.0000.41500.0000.000000.0000.00.0000	INVESTMENT INCOME	\$0.00	\$0.00	\$0.00	\$0.00	\$0.00	\$0.00	\$0.00	\$0.00	0.00%
31200.0000.41980.0000.000000.0000.00.0000	REFUND OF PRIOR YEAR'S EXPENDITURES	\$0.00	\$0.00	\$0.00	\$0.00	\$0.00	\$0.00	\$0.00	\$0.00	0.00%
31200.0000.43209.0000.000000.0000.00.0000	PSCOC AWARDS	\$0.00	\$0.00	\$0.00	\$0.00	\$0.00	\$0.00	\$0.00	\$0.00	0.00%
	Function: REVENUE/BALANCE SHEET - 0000	\$0.00	\$0.00	\$0.00	\$0.00	\$0.00	\$0.00	\$0.00	\$0.00	0.00%
	Fund: PUBLIC SCHOOL CAPITAL OUTLAY - 31200	\$0.00	\$0.00	\$0.00	\$0.00	\$0.00	\$0.00	\$0.00	\$0.00	0.00%
31300.0000.41500.0000.000000.0000.00.0000	INVESTMENT INCOME	\$0.00	\$0.00	\$0.00	\$0.00	\$0.00	\$0.00	\$0.00	\$0.00	0.00%
31300.0000.41931.0000.000000.0000.00.0000	SPECIAL BUILDING - LOCAL	\$0.00	\$0.00	\$0.00	\$0.00	\$0.00	\$0.00	\$0.00	\$0.00	0.00%



## Gadsden Independent Schools

### Revenue Report - All Funds

From Date: 7/1/2016

To Date: 9/30/2016

Fiscal Year: 2016-2017

Include pre encumbrance

Print accounts with zero balance

Filter Encumbrance Detail by Date Range

Exclude inactive accounts with zero balance

Account Number	Description	Budget	Adjustments	GL Budget	Current	YTD	Balance	Encumbrance	Budget Bal	% Rem
Function: REVENUE/BALANCE SHEET - 0000		\$0.00	\$0.00	\$0.00	\$0.00	\$0.00	\$0.00	\$0.00	\$0.00	0.00%
Fund: SPECIAL CAPITAL OUTLAY-LOCAL - 31300		\$0.00	\$0.00	\$0.00	\$0.00	\$0.00	\$0.00	\$0.00	\$0.00	0.00%
31400.0000.41500.0000.000000.0000.00.0000	INVESTMENT INCOME	\$0.00	\$0.00	\$0.00	\$0.00	\$0.00	\$0.00	\$0.00	\$0.00	0.00%
31400.0000.43202.0000.000000.0000.00.0000	RESTRICTED GRANTS - STATE SOURCES	\$0.00	\$0.00	\$0.00	\$0.00	\$0.00	\$0.00	\$0.00	\$0.00	0.00%
31400.0000.43204.0000.000000.0000.00.0000	RESTRICTED GRANTS-STATE PY BALANCES	\$0.00	\$0.00	\$0.00	\$0.00	\$0.00	\$0.00	\$0.00	\$0.00	0.00%
31400.0000.43210.0000.000000.0000.00.0000	SPECIAL CAPITAL OUTLAY - STATE	\$0.00	\$0.00	\$0.00	\$0.00	\$0.00	\$0.00	\$0.00	\$0.00	0.00%
Function: REVENUE/BALANCE SHEET - 0000		\$0.00	\$0.00	\$0.00	\$0.00	\$0.00	\$0.00	\$0.00	\$0.00	0.00%
Fund: SPECIAL CAPITAL OUTLAY-STATE - 31400		\$0.00	\$0.00	\$0.00	\$0.00	\$0.00	\$0.00	\$0.00	\$0.00	0.00%
31700.0000.41110.0000.000000.0000.00.0000	AD VALOREM TAXES - SCHOOL DISTRICT	\$0.00	\$0.00	\$0.00	\$0.00	\$0.00	\$0.00	\$0.00	\$0.00	0.00%
31700.0000.41500.0000.000000.0000.00.0000	INVESTMENT INCOME	\$0.00	\$0.00	\$0.00	\$0.00	\$0.00	\$0.00	\$0.00	\$0.00	0.00%
31700.0000.41953.0000.000000.0000.00.0000	INSURANCE RECOVERIES	\$0.00	\$0.00	\$0.00	\$0.00	\$0.00	\$0.00	\$0.00	\$0.00	0.00%
31700.0000.41980.0000.000000.0000.00.0000	REFUND OF PRIOR YEAR'S EXPENDITURES	\$0.00	\$0.00	\$0.00	(\$9,570.50)	(\$9,570.50)	\$9,570.50	\$0.00	\$9,570.50	0.00%
31700.0000.43202.0000.000000.0000.00.0000	RESTRICTED GRANTS - STATE SOURCES	\$0.00	\$0.00	\$0.00	\$0.00	\$0.00	\$0.00	\$0.00	\$0.00	0.00%
31700.0000.43204.0000.000000.0000.00.0000	RESTRICTED GRANTS-STATE PY BALANCES	(\$2,996,618.00)	\$0.00	(\$2,996,618.00)	(\$600,827.80)	(\$600,827.80)	(\$2,395,790.20)	\$0.00	(\$2,395,790.20)	79.95%
Function: REVENUE/BALANCE SHEET - 0000		(\$2,996,618.00)	\$0.00	(\$2,996,618.00)	(\$610,398.30)	(\$610,398.30)	(\$2,386,219.70)	\$0.00	(\$2,386,219.70)	79.63%
Fund: CAPITAL IMPROVEMENTS SB-9 (STATE MATCH) - 31700		(\$2,996,618.00)	\$0.00	(\$2,996,618.00)	(\$610,398.30)	(\$610,398.30)	(\$2,386,219.70)	\$0.00	(\$2,386,219.70)	79.63%
31701.0000.41110.0000.000000.0000.00.0000	AD VALOREM TAXES - SCHOOL DISTRICT	(\$1,817,596.00)	\$0.00	(\$1,817,596.00)	(\$60,239.10)	(\$60,239.10)	(\$1,757,356.90)	\$0.00	(\$1,757,356.90)	96.69%
31701.0000.41500.0000.000000.0000.00.0000	INVESTMENT INCOME	\$0.00	\$0.00	\$0.00	(\$82.34)	(\$82.34)	\$82.34	\$0.00	\$82.34	0.00%
31701.0000.41953.0000.000000.0000.00.0000	INSURANCE RECOVERIES	\$0.00	\$0.00	\$0.00	\$0.00	\$0.00	\$0.00	\$0.00	\$0.00	0.00%
31701.0000.41980.0000.000000.0000.00.0000	REFUND OF PRIOR YEAR'S EXPENDITURES	\$0.00	\$0.00	\$0.00	\$0.00	\$0.00	\$0.00	\$0.00	\$0.00	0.00%
31701.0000.43202.0000.000000.0000.00.0000	RESTRICTED GRANTS - STATE SOURCES	\$0.00	\$0.00	\$0.00	\$0.00	\$0.00	\$0.00	\$0.00	\$0.00	0.00%
31701.0000.43204.0000.000000.0000.00.0000	RESTRICTED GRANTS-STATE PY BALANCES	\$0.00	\$0.00	\$0.00	\$0.00	\$0.00	\$0.00	\$0.00	\$0.00	0.00%
Function: REVENUE/BALANCE SHEET - 0000		(\$1,817,596.00)	\$0.00	(\$1,817,596.00)	(\$60,321.44)	(\$60,321.44)	(\$1,757,274.56)	\$0.00	(\$1,757,274.56)	96.68%
Fund: CAPITAL IMPROVEMENTS SB-9 (LOCAL) - 31701		(\$1,817,596.00)	\$0.00	(\$1,817,596.00)	(\$60,321.44)	(\$60,321.44)	(\$1,757,274.56)	\$0.00	(\$1,757,274.56)	96.68%
31800.0000.43102.0000.000000.0000.00.0000	SDE STATE FLOWTHROUGH GRANTS	\$0.00	\$0.00	\$0.00	\$0.00	\$0.00	\$0.00	\$0.00	\$0.00	0.00%
Function: REVENUE/BALANCE SHEET - 0000		\$0.00	\$0.00	\$0.00	\$0.00	\$0.00	\$0.00	\$0.00	\$0.00	0.00%
Fund: ENERGY EFFICIENCY ACT - 31800		\$0.00	\$0.00	\$0.00	\$0.00	\$0.00	\$0.00	\$0.00	\$0.00	0.00%
31900.0000.41500.0000.000000.0000.00.0000	INVESTMENT INCOME	\$0.00	\$0.00	\$0.00	\$0.00	\$0.00	\$0.00	\$0.00	\$0.00	0.00%
31900.0000.41980.0000.000000.0000.00.0000	REFUND OF PRIOR YEAR'S EXPENDITURES	\$0.00	\$0.00	\$0.00	\$0.00	\$0.00	\$0.00	\$0.00	\$0.00	0.00%
31900.0000.45110.0000.000000.0000.00.0000	BOND PRINCIPAL	(\$2,000,000.00)	\$0.00	(\$2,000,000.00)	\$0.00	\$0.00	(\$2,000,000.00)	\$0.00	(\$2,000,000.00)	100.00%
Function: REVENUE/BALANCE SHEET - 0000		(\$2,000,000.00)	\$0.00	(\$2,000,000.00)	\$0.00	\$0.00	(\$2,000,000.00)	\$0.00	(\$2,000,000.00)	100.00%

## Gadsden Independent Schools

### Revenue Report - All Funds

From Date: 7/1/2016

To Date: 9/30/2016

Fiscal Year: 2016-2017

Include pre encumbrance

Print accounts with zero balance

Filter Encumbrance Detail by Date Range

Exclude inactive accounts with zero balance

Account Number	Description	Budget	Adjustments	GL Budget	Current	YTD	Balance	Encumbrance	Budget Bal	% Rem
Fund: ED. TECHNOLOGY EQUIPMENT ACT - 31900		(\$2,000,000.00)	\$0.00	(\$2,000,000.00)	\$0.00	\$0.00	(\$2,000,000.00)	\$0.00	(\$2,000,000.00)	100.00%
32100.0000.41110.0000.000000.0000.00.0000	AD VALOREM TAXES - SCHOOL DISTRICT	\$0.00	\$0.00	\$0.00	\$0.00	\$0.00	\$0.00	\$0.00	\$0.00	0.00%
Function: REVENUE/BALANCE SHEET - 0000		\$0.00	\$0.00	\$0.00	\$0.00	\$0.00	\$0.00	\$0.00	\$0.00	0.00%
Fund: PUBLIC SCHOOL CAP. OUTLAY-20% - 32100		\$0.00	\$0.00	\$0.00	\$0.00	\$0.00	\$0.00	\$0.00	\$0.00	0.00%
41000.0000.41110.0000.000000.0000.00.0000	AD VALOREM TAXES - SCHOOL DISTRICT	(\$10,915,468.00)	\$0.00	(\$10,915,468.00)	(\$317,756.46)	(\$317,756.46)	(\$10,597,711.54)	\$0.00	(\$10,597,711.54)	97.09%
41000.0000.41500.0000.000000.0000.00.0000	INVESTMENT INCOME	\$0.00	\$0.00	\$0.00	\$0.00	\$0.00	\$0.00	\$0.00	\$0.00	0.00%
41000.0000.45120.0000.000000.0000.00.0000	PREMIUM OR DISCOUNT ON THE ISSUANCE OF BONDS	\$0.00	\$0.00	\$0.00	\$0.00	\$0.00	\$0.00	\$0.00	\$0.00	0.00%
Function: REVENUE/BALANCE SHEET - 0000		(\$10,915,468.00)	\$0.00	(\$10,915,468.00)	(\$317,756.46)	(\$317,756.46)	(\$10,597,711.54)	\$0.00	(\$10,597,711.54)	97.09%
Fund: DEBT SERVICES - 41000		(\$10,915,468.00)	\$0.00	(\$10,915,468.00)	(\$317,756.46)	(\$317,756.46)	(\$10,597,711.54)	\$0.00	(\$10,597,711.54)	97.09%
43000.0000.41110.0000.000000.0000.00.0000	AD VALOREM TAXES - SCHOOL DISTRICT	(\$4,012,000.00)	\$0.00	(\$4,012,000.00)	(\$118,010.50)	(\$118,010.50)	(\$3,893,989.50)	\$0.00	(\$3,893,989.50)	97.06%
43000.0000.41500.0000.000000.0000.00.0000	INVESTMENT INCOME	\$0.00	\$0.00	\$0.00	\$0.00	\$0.00	\$0.00	\$0.00	\$0.00	0.00%
43000.0000.45120.0000.000000.0000.00.0000	PREMIUM OR DISCOUNT ON THE ISSUANCE OF BONDS	\$0.00	\$0.00	\$0.00	\$0.00	\$0.00	\$0.00	\$0.00	\$0.00	0.00%
Function: REVENUE/BALANCE SHEET - 0000		(\$4,012,000.00)	\$0.00	(\$4,012,000.00)	(\$118,010.50)	(\$118,010.50)	(\$3,893,989.50)	\$0.00	(\$3,893,989.50)	97.06%
Fund: TOTAL ED. TECH. DEBT SERVICE SUBFUND - 43000		(\$4,012,000.00)	\$0.00	(\$4,012,000.00)	(\$118,010.50)	(\$118,010.50)	(\$3,893,989.50)	\$0.00	(\$3,893,989.50)	97.06%
<b>Grand Total:</b>		<b>(\$163,880,078.00)</b>	<b>(\$1,139,317.00)</b>	<b>(\$165,019,395.00)</b>	<b>(\$35,802,156.23)</b>	<b>(\$35,802,156.23)</b>	<b>(\$129,217,238.77)</b>	<b>\$0.00</b>	<b>(\$129,217,238.77)</b>	<b>78.30%</b>

End of Report

## Gadsden Independent Schools

### BUDGET AND EXP REPORT-FUND TOTALS

Fiscal Year: 2016-2017

From Date: 7/1/2016

To Date: 9/30/2016

Include pre encumbrance

Print accounts with zero balance

Filter Encumbrance Detail by Date Range

Exclude inactive accounts with zero balance

Account Number	Description	Budget	Adjustments	GL Budget	Current	YTD	Balance	Encumbrance	Budget Bal	% Rem
11000.0000.00000.0000.000000.0000.00.0000	SUMMARY	\$118,665,101.00	\$0.00	\$118,665,101.00	\$20,780,912.55	\$20,780,912.55	\$97,884,188.45	\$76,857,625.51	\$21,026,562.94	17.72%
	Fund: OPERATIONAL - 11000	\$118,665,101.00	\$0.00	\$118,665,101.00	\$20,780,912.55	\$20,780,912.55	\$97,884,188.45	\$76,857,625.51	\$21,026,562.94	17.72%
13000.0000.00000.0000.000000.0000.00.0000	SUMMARY	\$5,052,871.00	\$0.00	\$5,052,871.00	\$1,103,171.31	\$1,103,171.31	\$3,949,699.69	\$3,936,230.24	\$13,469.45	0.27%
	Fund: PUPIL TRANSPORTATION - 13000	\$5,052,871.00	\$0.00	\$5,052,871.00	\$1,103,171.31	\$1,103,171.31	\$3,949,699.69	\$3,936,230.24	\$13,469.45	0.27%
14000.0000.00000.0000.000000.0000.00.0000	SUMMARY	\$1,539,833.00	\$0.00	\$1,539,833.00	\$91,633.63	\$91,633.63	\$1,448,199.37	\$94,909.70	\$1,353,289.67	87.89%
	Fund: INSTRUCTIONAL MATERIALS - 14000	\$1,539,833.00	\$0.00	\$1,539,833.00	\$91,633.63	\$91,633.63	\$1,448,199.37	\$94,909.70	\$1,353,289.67	87.89%
21000.0000.00000.0000.000000.0000.00.0000	SUMMARY	\$18,872,267.00	\$0.00	\$18,872,267.00	\$1,650,611.41	\$1,650,611.41	\$17,221,655.59	\$6,927,576.33	\$10,294,079.26	54.55%
	Fund: FOOD SERVICES - 21000	\$18,872,267.00	\$0.00	\$18,872,267.00	\$1,650,611.41	\$1,650,611.41	\$17,221,655.59	\$6,927,576.33	\$10,294,079.26	54.55%
22000.0000.00000.0000.000000.0000.00.0000	SUMMARY	\$730,782.00	\$0.00	\$730,782.00	\$1,534.93	\$1,534.93	\$729,247.07	\$3,050.60	\$726,196.47	99.37%
	Fund: ATHLETICS - 22000	\$730,782.00	\$0.00	\$730,782.00	\$1,534.93	\$1,534.93	\$729,247.07	\$3,050.60	\$726,196.47	99.37%
23000.0000.00000.0000.000000.0000.00.0000	SUMMARY	\$920,598.00	\$0.00	\$920,598.00	\$71,293.82	\$71,293.82	\$849,304.18	\$73,103.90	\$776,200.28	84.31%
	Fund: NON-INSTRUCTIONAL SUPPORT - 23000	\$920,598.00	\$0.00	\$920,598.00	\$71,293.82	\$71,293.82	\$849,304.18	\$73,103.90	\$776,200.28	84.31%
24101.0000.00000.0000.000000.0000.00.0000	SUMMARY	\$7,807,127.00	\$0.00	\$7,807,127.00	\$1,079,853.84	\$1,079,853.84	\$6,727,273.16	\$4,752,922.28	\$1,974,350.88	25.29%
	Fund: TITLE I - IASA - 24101	\$7,807,127.00	\$0.00	\$7,807,127.00	\$1,079,853.84	\$1,079,853.84	\$6,727,273.16	\$4,752,922.28	\$1,974,350.88	25.29%
24103.0000.00000.0000.000000.0000.00.0000	SUMMARY	\$107,936.00	\$129,858.00	\$237,794.00	\$4,644.61	\$4,644.61	\$233,149.39	\$39,084.67	\$194,064.72	81.61%
	Fund: MIGRANT CHILDREN EDUCATION - 24103	\$107,936.00	\$129,858.00	\$237,794.00	\$4,644.61	\$4,644.61	\$233,149.39	\$39,084.67	\$194,064.72	81.61%
24106.0000.00000.0000.000000.0000.00.0000	SUMMARY	\$2,851,750.00	\$0.00	\$2,851,750.00	\$546,207.95	\$546,207.95	\$2,305,542.05	\$1,859,015.74	\$446,526.31	15.66%
	Fund: ENTITLEMENT IDEA-B - 24106	\$2,851,750.00	\$0.00	\$2,851,750.00	\$546,207.95	\$546,207.95	\$2,305,542.05	\$1,859,015.74	\$446,526.31	15.66%
24109.0000.00000.0000.000000.0000.00.0000	SUMMARY	\$72,271.00	\$0.00	\$72,271.00	\$13,640.13	\$13,640.13	\$58,630.87	\$36,745.91	\$21,884.96	30.28%
	Fund: PRESCHOOL IDEA-B - 24109	\$72,271.00	\$0.00	\$72,271.00	\$13,640.13	\$13,640.13	\$58,630.87	\$36,745.91	\$21,884.96	30.28%
24113.0000.00000.0000.000000.0000.00.0000	SUMMARY	\$23,369.00	\$0.00	\$23,369.00	\$3,191.40	\$3,191.40	\$20,177.60	\$728.36	\$19,449.24	83.23%
	Fund: EDUCATION OF HOMELESS - 24113	\$23,369.00	\$0.00	\$23,369.00	\$3,191.40	\$3,191.40	\$20,177.60	\$728.36	\$19,449.24	83.23%
24118.0000.00000.0000.000000.0000.00.0000	SUMMARY	\$0.00	\$377,698.00	\$377,698.00	\$63,551.99	\$63,551.99	\$314,146.01	\$0.00	\$314,146.01	83.17%
	Fund: FRUIT & VEGETABLE PROGRAM - 24118	\$0.00	\$377,698.00	\$377,698.00	\$63,551.99	\$63,551.99	\$314,146.01	\$0.00	\$314,146.01	83.17%
24153.0000.00000.0000.000000.0000.00.0000	SUMMARY	\$404,677.00	\$0.00	\$404,677.00	\$127,486.49	\$127,486.49	\$277,190.51	\$26,571.65	\$250,618.86	61.93%
	Fund: ENGLISH LANGUAGE ACQUISITION - 24153	\$404,677.00	\$0.00	\$404,677.00	\$127,486.49	\$127,486.49	\$277,190.51	\$26,571.65	\$250,618.86	61.93%
24154.0000.00000.0000.000000.0000.00.0000	SUMMARY	\$905,971.00	\$0.00	\$905,971.00	\$119,149.72	\$119,149.72	\$786,821.28	\$541,874.64	\$244,946.64	27.04%
	Fund: TEACHER/PRINCIPAL TRAINING & RECRUITING - 24154	\$905,971.00	\$0.00	\$905,971.00	\$119,149.72	\$119,149.72	\$786,821.28	\$541,874.64	\$244,946.64	27.04%
24174.0000.00000.0000.000000.0000.00.0000	SUMMARY	\$192,845.00	\$0.00	\$192,845.00	\$32,231.40	\$32,231.40	\$160,613.60	\$54,252.30	\$106,361.30	55.15%
	Fund: CARL D PERKINS SECONDARY - CURRENT - 24174	\$192,845.00	\$0.00	\$192,845.00	\$32,231.40	\$32,231.40	\$160,613.60	\$54,252.30	\$106,361.30	55.15%

# Gadsden Independent Schools

## BUDGET AND EXP REPORT-FUND TOTALS

Fiscal Year: 2016-2017

From Date: 7/1/2016

To Date: 9/30/2016

- Include pre encumbrance       Print accounts with zero balance  
 Exclude inactive accounts with zero balance       Filter Encumbrance Detail by Date Range

Account Number	Description	Budget	Adjustments	GL Budget	Current	YTD	Balance	Encumbrance	Budget Bal	% Rem
24176.0000.00000.0000.000000.0000.00.0000	SUMMARY	\$0.00	\$11,388.00	\$11,388.00	\$11,324.00	\$11,324.00	\$64.00	\$0.00	\$64.00	0.56%
	Fund: CARL PERKINS REDISTRIBUTION - 24176	\$0.00	\$11,388.00	\$11,388.00	\$11,324.00	\$11,324.00	\$64.00	\$0.00	\$64.00	0.56%
25153.0000.00000.0000.000000.0000.00.0000	SUMMARY	\$1,504,854.00	\$0.00	\$1,504,854.00	\$163,745.84	\$163,745.84	\$1,341,108.16	\$628,770.24	\$712,337.92	47.34%
	Fund: TITLE XIX MEDICAID 3/21 YEARS - 25153	\$1,504,854.00	\$0.00	\$1,504,854.00	\$163,745.84	\$163,745.84	\$1,341,108.16	\$628,770.24	\$712,337.92	47.34%
26204.0000.00000.0000.000000.0000.00.0000	SUMMARY	\$1,600,000.00	\$0.00	\$1,600,000.00	\$112,403.37	\$112,403.37	\$1,487,596.63	\$233,781.56	\$1,253,815.07	78.36%
	Fund: SPACEPORT GRT GRANT - 26204	\$1,600,000.00	\$0.00	\$1,600,000.00	\$112,403.37	\$112,403.37	\$1,487,596.63	\$233,781.56	\$1,253,815.07	78.36%
26215.0000.00000.0000.000000.0000.00.0000	SUMMARY	\$2,696.00	\$0.00	\$2,696.00	\$195.65	\$195.65	\$2,500.35	\$0.00	\$2,500.35	92.74%
	Fund: THE BRIDGE OF SOUTHERN NEW MEXICO - 26215	\$2,696.00	\$0.00	\$2,696.00	\$195.65	\$195.65	\$2,500.35	\$0.00	\$2,500.35	92.74%
27103.0000.00000.0000.000000.0000.00.0000	SUMMARY	\$0.00	\$32,402.00	\$32,402.00	\$0.00	\$0.00	\$32,402.00	\$0.00	\$32,402.00	100.00%
	Fund: 2009 DUAL CREDIT INSTRUCTIONAL MATERIALS - 27103	\$0.00	\$32,402.00	\$32,402.00	\$0.00	\$0.00	\$32,402.00	\$0.00	\$32,402.00	100.00%
27107.0000.00000.0000.000000.0000.00.0000	SUMMARY	\$102,325.00	\$0.00	\$102,325.00	\$0.00	\$0.00	\$102,325.00	\$0.00	\$102,325.00	100.00%
	Fund: 2012 GO BOND STUDENT LIBRARY - 27107	\$102,325.00	\$0.00	\$102,325.00	\$0.00	\$0.00	\$102,325.00	\$0.00	\$102,325.00	100.00%
27149.0000.00000.0000.000000.0000.00.0000	SUMMARY	\$1,999,179.00	\$0.00	\$1,999,179.00	\$286,432.21	\$286,432.21	\$1,712,746.79	\$1,160,599.85	\$552,146.94	27.62%
	Fund: PREK INITIATIVE - 27149	\$1,999,179.00	\$0.00	\$1,999,179.00	\$286,432.21	\$286,432.21	\$1,712,746.79	\$1,160,599.85	\$552,146.94	27.62%
27155.0000.00000.0000.000000.0000.00.0000	SUMMARY	\$0.00	\$182,251.00	\$182,251.00	\$19,186.20	\$19,186.20	\$163,064.80	\$0.00	\$163,064.80	89.47%
	Fund: BREAKFAST FOR ELEMENTARY STUDENTS - 27155	\$0.00	\$182,251.00	\$182,251.00	\$19,186.20	\$19,186.20	\$163,064.80	\$0.00	\$163,064.80	89.47%
27166.0000.00000.0000.000000.0000.00.0000	SUMMARY	\$1,239,593.00	\$0.00	\$1,239,593.00	\$785,151.41	\$785,151.41	\$454,441.59	\$0.00	\$454,441.59	36.66%
	Fund: KINDERGARTEN-THREE PLUS - 27166	\$1,239,593.00	\$0.00	\$1,239,593.00	\$785,151.41	\$785,151.41	\$454,441.59	\$0.00	\$454,441.59	36.66%
28120.0000.00000.0000.000000.0000.00.0000	SUMMARY	\$21,627.00	\$0.00	\$21,627.00	\$0.00	\$0.00	\$21,627.00	\$0.00	\$21,627.00	100.00%
	Fund: NM STATE HIGHWAY DEPT - 28120	\$21,627.00	\$0.00	\$21,627.00	\$0.00	\$0.00	\$21,627.00	\$0.00	\$21,627.00	100.00%
28193.0000.00000.0000.000000.0000.00.0000	SUMMARY	\$101,430.00	\$405,720.00	\$507,150.00	\$65,402.48	\$65,402.48	\$441,747.52	\$187,317.85	\$254,429.67	50.17%
	Fund: CYFD PARENTS AS TEACHERS MODEL - 28193	\$101,430.00	\$405,720.00	\$507,150.00	\$65,402.48	\$65,402.48	\$441,747.52	\$187,317.85	\$254,429.67	50.17%
29135.0000.00000.0000.000000.0000.00.0000	SUMMARY	\$358,173.00	\$0.00	\$358,173.00	\$6,000.00	\$6,000.00	\$352,173.00	\$25,000.00	\$327,173.00	91.34%
	Fund: IND REV BONDS PILOT - 29135	\$358,173.00	\$0.00	\$358,173.00	\$6,000.00	\$6,000.00	\$352,173.00	\$25,000.00	\$327,173.00	91.34%
31100.0000.00000.0000.000000.0000.00.0000	SUMMARY	\$22,740,802.00	\$0.00	\$22,740,802.00	\$3,871,526.44	\$3,871,526.44	\$18,869,275.56	\$5,839,770.36	\$13,029,505.20	57.30%
	Fund: BOND BUILDING - 31100	\$22,740,802.00	\$0.00	\$22,740,802.00	\$3,871,526.44	\$3,871,526.44	\$18,869,275.56	\$5,839,770.36	\$13,029,505.20	57.30%
31700.0000.00000.0000.000000.0000.00.0000	SUMMARY	\$2,996,618.00	\$0.00	\$2,996,618.00	\$549,242.28	\$549,242.28	\$2,447,375.72	\$1,192,327.65	\$1,255,048.07	41.88%
	Fund: CAPITAL IMPROVEMENTS SB-9 (STATE MATCH) - 31700	\$2,996,618.00	\$0.00	\$2,996,618.00	\$549,242.28	\$549,242.28	\$2,447,375.72	\$1,192,327.65	\$1,255,048.07	41.88%
31701.0000.00000.0000.000000.0000.00.0000	SUMMARY	\$5,309,708.00	\$0.00	\$5,309,708.00	\$283,210.90	\$283,210.90	\$5,026,497.10	\$644,328.23	\$4,382,168.87	82.53%
	Fund: CAPITAL IMPROVEMENTS SB-9 (LOCAL) - 31701	\$5,309,708.00	\$0.00	\$5,309,708.00	\$283,210.90	\$283,210.90	\$5,026,497.10	\$644,328.23	\$4,382,168.87	82.53%

# Gadsden Independent Schools

## BUDGET AND EXP REPORT-FUND TOTALS

Fiscal Year: 2016-2017

From Date: 7/1/2016 To Date: 9/30/2016

- Include pre encumbrance  
 Exclude inactive accounts with zero balance

Print accounts with zero balance  
 Filter Encumbrance Detail by Date Range

Account Number	Description	Budget	Adjustments	GL Budget	Current	YTD	Balance	Encumbrance	Budget Bal	% Rem
31900.0000.00000.00000.00000.00.0000	SUMMARY	\$2,374,870.00	\$0.00	\$2,374,870.00	\$908,820.28	\$908,820.28	\$1,466,049.72	\$368,593.57	\$1,096,456.15	46.17%
Fund: ED. TECHNOLOGY EQUIPMENT ACT - 31900		\$2,374,870.00	\$0.00	\$2,374,870.00	\$908,820.28	\$908,820.28	\$1,466,049.72	\$368,593.57	\$1,096,456.15	46.17%
41000.0000.00000.00000.00000.00.0000	SUMMARY	\$19,259,108.00	\$0.00	\$19,259,108.00	\$9,033,977.48	\$9,033,977.48	\$10,225,130.52	\$0.00	\$10,225,130.52	53.09%
Fund: DEBT SERVICES - 41000		\$19,259,108.00	\$0.00	\$19,259,108.00	\$9,033,977.48	\$9,033,977.48	\$10,225,130.52	\$0.00	\$10,225,130.52	53.09%
43000.0000.00000.00000.00000.00.0000	SUMMARY	\$8,268,173.00	\$0.00	\$8,268,173.00	\$2,007,180.10	\$2,007,180.10	\$6,260,992.90	\$0.00	\$6,260,992.90	75.72%
Fund: TOTAL ED. TECH. DEBT SERVICE SUBFUND - 43000		\$8,268,173.00	\$0.00	\$8,268,173.00	\$2,007,180.10	\$2,007,180.10	\$6,260,992.90	\$0.00	\$6,260,992.90	75.72%
<b>Grand Total:</b>		<b>\$226,026,554.00</b>	<b>\$1,139,317.00</b>	<b>\$227,165,871.00</b>	<b>\$43,792,913.82</b>	<b>\$43,792,913.82</b>	<b>\$183,372,957.18</b>	<b>\$105,485,181.14</b>	<b>\$77,887,776.04</b>	<b>34.29%</b>

End of Report

**State of New Mexico**  
**Public School Operating Budget - Actuals Revenue Rollup Report**  
**Gadsden 2016-2017 - First Quarter (Jul - Sep) - Revenue**  
**Submitted**

<b>Fund</b>	<b>Obj</b>	<b>Description</b>	<b>Budget</b>	<b>Adjustments</b>	<b>Adjusted Budget</b>	<b>Current Period</b>	<b>YTD</b>	<b>Budget Balance</b>
<b>11000</b>		<b>Operational</b>						
11000	41110	Ad Valorem Taxes – School	\$368,616.00	\$0.00	\$368,616.00	\$11,660.62	\$11,660.62	\$356,955.38
11000	41500	Investment Income	\$4,000.00	\$0.00	\$4,000.00	\$1,313.44	\$1,313.44	\$2,686.56
11000	41701	Fees – Activities	\$0.00	\$0.00	\$0.00	\$9,718.48	\$9,718.48	(\$9,718.48)
11000	41705	Fees – Users	\$0.00	\$0.00	\$0.00	\$68.00	\$68.00	(\$68.00)
11000	41706	Fees – Summer School	\$0.00	\$0.00	\$0.00	\$1,716.47	\$1,716.47	(\$1,716.47)
11000	41910	Rental Income	\$25,000.00	\$0.00	\$25,000.00	\$13,050.77	\$13,050.77	\$11,949.23
11000	41980	Refund of Prior Year's Ex	\$0.00	\$0.00	\$0.00	\$8,154.92	\$8,154.92	(\$8,154.92)
11000	43101	State Equalization Guarant	\$100,858,612.00	\$0.00	\$100,858,612.00	\$25,214,652.00	\$25,214,652.00	\$75,643,960.00
11000	43212	Indirect Costs (State Flo	\$9,000.00	\$0.00	\$9,000.00	\$2,835.96	\$2,835.96	\$6,164.04
11000	43213	Indirect Costs (State Dir	\$7,000.00	\$0.00	\$7,000.00	\$2,987.62	\$2,987.62	\$4,012.38
11000	43216	Fees - Governmental Agenc	\$80,000.00	\$0.00	\$80,000.00	\$30,824.74	\$30,824.74	\$49,175.26
11000	44107	Indirect Costs (Federal D	\$10,000.00	\$0.00	\$10,000.00	\$2,784.63	\$2,784.63	\$7,215.37
11000	44205	Indirect Costs (Federal F	\$124,000.00	\$0.00	\$124,000.00	\$30,537.79	\$30,537.79	\$93,462.21
11000	45304	Sale of Personal Property	\$0.00	\$0.00	\$0.00	\$107.50	\$107.50	(\$107.50)
<b>11000</b>		<b>TOTAL Operational</b>	<b>\$101,486,228.00</b>	<b>\$0.00</b>	<b>\$101,486,228.00</b>	<b>\$25,330,412.94</b>	<b>\$25,330,412.94</b>	<b>\$76,155,815.06</b>
<b>13000</b>		<b>Pupil Transportation</b>						
13000	43206	Transportation Distributi	\$5,052,871.00	\$0.00	\$5,052,871.00	\$1,378,056.00	\$1,378,056.00	\$3,674,815.00
<b>13000</b>		<b>TOTAL Pupil</b>	<b>\$5,052,871.00</b>	<b>\$0.00</b>	<b>\$5,052,871.00</b>	<b>\$1,378,056.00</b>	<b>\$1,378,056.00</b>	<b>\$3,674,815.00</b>
<b>14000</b>		<b>Total Instructional Mater</b>						
14000	41980	Refund of Prior Year's Ex	\$0.00	\$0.00	\$0.00	\$198.18	\$198.18	(\$198.18)
14000	43207	Instructional Materials 5	\$370,099.00	\$0.00	\$370,099.00	\$370,099.33	\$370,099.33	(\$0.33)
14000	43211	Instructional Materials 5	\$370,098.00	\$0.00	\$370,098.00	\$370,098.00	\$370,098.00	\$0.00
<b>14000</b>		<b>TOTAL Total Instructional</b>	<b>\$740,197.00</b>	<b>\$0.00</b>	<b>\$740,197.00</b>	<b>\$740,395.51</b>	<b>\$740,395.51</b>	<b>(\$198.51)</b>
<b>21000</b>		<b>Food Services</b>						
21000	41500	Investment Income	\$1,000.00	\$0.00	\$1,000.00	\$326.10	\$326.10	\$673.90
21000	41603	Fees – Adults/Food Servic	\$70,000.00	\$0.00	\$70,000.00	\$16,408.73	\$16,408.73	\$53,591.27
21000	41605	Fees – Other/Food Service	\$70,000.00	\$0.00	\$70,000.00	\$24,684.70	\$24,684.70	\$45,315.30
21000	41980	Refund of Prior Year's Ex	\$0.00	\$0.00	\$0.00	\$777.60	\$777.60	(\$777.60)
21000	43203	State Direct Grants	\$150,000.00	\$0.00	\$150,000.00	\$32,823.70	\$32,823.70	\$117,176.30
21000	44500	Restricted Grants – Feder	\$8,000,000.00	\$0.00	\$8,000,000.00	\$338,253.67	\$338,253.67	\$7,661,746.33
<b>21000</b>		<b>TOTAL Food Services</b>	<b>\$8,291,000.00</b>	<b>\$0.00</b>	<b>\$8,291,000.00</b>	<b>\$413,274.50</b>	<b>\$413,274.50</b>	<b>\$7,877,725.50</b>
<b>22000</b>		<b>Athletics</b>						
22000	41500	Investment Income	\$0.00	\$0.00	\$0.00	\$141.24	\$141.24	(\$141.24)
22000	41701	Fees – Activities	\$0.00	\$0.00	\$0.00	\$1,133.00	\$1,133.00	(\$1,133.00)
22000	41705	Fees – Users	\$110,000.00	\$0.00	\$110,000.00	\$52,291.00	\$52,291.00	\$57,709.00

**State of New Mexico**  
**Public School Operating Budget - Actuals Revenue Rollup Report**  
**Gadsden 2016-2017 - First Quarter (Jul - Sep) - Revenue**  
**Submitted**

<b>Fund</b>	<b>Obj</b>	<b>Description</b>	<b>Budget</b>	<b>Adjustments</b>	<b>Adjusted Budget</b>	<b>Current Period</b>	<b>YTD</b>	<b>Budget Balance</b>
<b>22000</b>		<b>TOTAL Athletics</b>	<b>\$110,000.00</b>	<b>\$0.00</b>	<b>\$110,000.00</b>	<b>\$53,565.24</b>	<b>\$53,565.24</b>	<b>\$56,434.76</b>
<b>23000</b>		<b>Non-Instructional Support</b>						
23000	41500	Investment Income	\$0.00	\$0.00	\$0.00	\$179.71	\$179.71	(\$179.71)
23000	41701	Fees – Activities	\$380,000.00	\$0.00	\$380,000.00	\$144,713.36	\$144,713.36	\$235,286.64
23000	41705	Fees – Users	\$0.00	\$0.00	\$0.00	\$20.00	\$20.00	(\$20.00)
23000	41920	Contributions and Donatio	\$40,000.00	\$0.00	\$40,000.00	\$12,237.49	\$12,237.49	\$27,762.51
<b>23000</b>		<b>TOTAL Non-Instructional</b>	<b>\$420,000.00</b>	<b>\$0.00</b>	<b>\$420,000.00</b>	<b>\$157,150.56</b>	<b>\$157,150.56</b>	<b>\$262,849.44</b>
<b>24000</b>		<b>Federal Flow-through</b>						
<b>24101</b>		<b>Title I - IASA</b>						
24101	41980	Refund of Prior Year's Ex	\$0.00	\$0.00	\$0.00	\$99.00	\$99.00	(\$99.00)
24101	44500	Restricted Grants – Feder	\$7,807,127.00	\$0.00	\$7,807,127.00	\$2,820,187.08	\$2,820,187.08	\$4,986,939.92
<b>24101</b>		<b>TOTAL Title I - IASA</b>	<b>\$7,807,127.00</b>	<b>\$0.00</b>	<b>\$7,807,127.00</b>	<b>\$2,820,286.08</b>	<b>\$2,820,286.08</b>	<b>\$4,986,840.92</b>
<b>24103</b>		<b>Migrant Children Educatio</b>						
24103	44500	Restricted Grants – Feder	\$107,936.00	\$129,858.00	\$237,794.00	\$16,976.46	\$16,976.46	\$220,817.54
<b>24103</b>		<b>TOTAL Migrant Children Ed</b>	<b>\$107,936.00</b>	<b>\$129,858.00</b>	<b>\$237,794.00</b>	<b>\$16,976.46</b>	<b>\$16,976.46</b>	<b>\$220,817.54</b>
<b>24106</b>		<b>Entitlement IDEA-B</b>						
24106	44500	Restricted Grants – Feder	\$2,851,750.00	\$0.00	\$2,851,750.00	\$1,045,373.83	\$1,045,373.83	\$1,806,376.17
<b>24106</b>		<b>TOTAL Entitlement IDEA-B</b>	<b>\$2,851,750.00</b>	<b>\$0.00</b>	<b>\$2,851,750.00</b>	<b>\$1,045,373.83</b>	<b>\$1,045,373.83</b>	<b>\$1,806,376.17</b>
<b>24108</b>		<b>New Mexico Autism Project</b>						
24108	44500	Restricted Grants – Feder	\$0.00	\$0.00	\$0.00	\$1,944.84	\$1,944.84	(\$1,944.84)
<b>24108</b>		<b>TOTAL New Mexico Autism P</b>	<b>\$0.00</b>	<b>\$0.00</b>	<b>\$0.00</b>	<b>\$1,944.84</b>	<b>\$1,944.84</b>	<b>(\$1,944.84)</b>
<b>24109</b>		<b>Preschool IDEA-B</b>						
24109	44500	Restricted Grants – Feder	\$72,271.00	\$0.00	\$72,271.00	\$17,525.54	\$17,525.54	\$54,745.46
<b>24109</b>		<b>TOTAL Preschool IDEA-B</b>	<b>\$72,271.00</b>	<b>\$0.00</b>	<b>\$72,271.00</b>	<b>\$17,525.54</b>	<b>\$17,525.54</b>	<b>\$54,745.46</b>
<b>24113</b>		<b>Education of Homeless</b>						
24113	44500	Restricted Grants – Feder	\$23,369.00	\$0.00	\$23,369.00	\$5,230.04	\$5,230.04	\$18,138.96
<b>24113</b>		<b>TOTAL Education of Homele</b>	<b>\$23,369.00</b>	<b>\$0.00</b>	<b>\$23,369.00</b>	<b>\$5,230.04</b>	<b>\$5,230.04</b>	<b>\$18,138.96</b>
<b>24118</b>		<b>Fresh Fruit and Vegetable</b>						
24118	44500	Restricted Grants – Feder	\$0.00	\$377,698.00	\$377,698.00	\$0.00	\$0.00	\$377,698.00
<b>24118</b>		<b>TOTAL Fresh Fruit and Veg</b>	<b>\$0.00</b>	<b>\$377,698.00</b>	<b>\$377,698.00</b>	<b>\$0.00</b>	<b>\$0.00</b>	<b>\$377,698.00</b>
<b>24119</b>		<b>21st Century Community Le</b>						
24119	44500	Restricted Grants – Feder	\$0.00	\$0.00	\$0.00	\$111,675.98	\$111,675.98	(\$111,675.98)
<b>24119</b>		<b>TOTAL 21st Century</b>	<b>\$0.00</b>	<b>\$0.00</b>	<b>\$0.00</b>	<b>\$111,675.98</b>	<b>\$111,675.98</b>	<b>(\$111,675.98)</b>
<b>24153</b>		<b>English Language Acquisit</b>						
24153	44500	Restricted Grants – Feder	\$404,677.00	\$0.00	\$404,677.00	\$529,962.40	\$529,962.40	(\$125,285.40)
<b>24153</b>		<b>TOTAL English Language Ac</b>	<b>\$404,677.00</b>	<b>\$0.00</b>	<b>\$404,677.00</b>	<b>\$529,962.40</b>	<b>\$529,962.40</b>	<b>(\$125,285.40)</b>

**State of New Mexico**  
**Public School Operating Budget - Actuals Revenue Rollup Report**  
**Gadsden 2016-2017 - First Quarter (Jul - Sep) - Revenue**  
**Submitted**

<b>Fund</b>	<b>Obj</b>	<b>Description</b>	<b>Budget</b>	<b>Adjustments</b>	<b>Adjusted Budget</b>	<b>Current Period</b>	<b>YTD</b>	<b>Budget Balance</b>
<b>24154</b>		<b>Teacher/Principal Trainin</b>						
24154	44500	Restricted Grants – Feder	\$905,971.00	\$0.00	\$905,971.00	\$244,302.04	\$244,302.04	\$661,668.96
<b>24154</b>		<b>TOTAL Teacher/Principal T</b>	<b>\$905,971.00</b>	<b>\$0.00</b>	<b>\$905,971.00</b>	<b>\$244,302.04</b>	<b>\$244,302.04</b>	<b>\$661,668.96</b>
<b>24163</b>		<b>Immigrant Funding - Title</b>						
24163	44500	Restricted Grants – Feder	\$0.00	\$0.00	\$0.00	\$38,582.32	\$38,582.32	(\$38,582.32)
<b>24163</b>		<b>TOTAL Immigrant Funding -</b>	<b>\$0.00</b>	<b>\$0.00</b>	<b>\$0.00</b>	<b>\$38,582.32</b>	<b>\$38,582.32</b>	<b>(\$38,582.32)</b>
<b>24174</b>		<b>Carl D Perkins Secondary</b>						
24174	44500	Restricted Grants – Feder	\$192,845.00	\$0.00	\$192,845.00	\$30,510.88	\$30,510.88	\$162,334.12
<b>24174</b>		<b>TOTAL Carl D Perkins Seco</b>	<b>\$192,845.00</b>	<b>\$0.00</b>	<b>\$192,845.00</b>	<b>\$30,510.88</b>	<b>\$30,510.88</b>	<b>\$162,334.12</b>
<b>24176</b>		<b>Carl D Perkins Secondary</b>						
24176	44500	Restricted Grants – Feder	\$0.00	\$11,388.00	\$11,388.00	\$27,890.82	\$27,890.82	(\$16,502.82)
<b>24176</b>		<b>TOTAL Carl D Perkins Seco</b>	<b>\$0.00</b>	<b>\$11,388.00</b>	<b>\$11,388.00</b>	<b>\$27,890.82</b>	<b>\$27,890.82</b>	<b>(\$16,502.82)</b>
<b>24000</b>		<b>TOTAL Federal Flow-</b>	<b>\$12,365,946.00</b>	<b>\$518,944.00</b>	<b>\$12,884,890.00</b>	<b>\$4,890,261.23</b>	<b>\$4,890,261.23</b>	<b>\$7,994,628.77</b>
<b>25000</b>		<b>Federal Direct Grants</b>						
<b>25153</b>		<b>Title XIX MEDICAID 3/21 Y</b>						
25153	44301	Other Restricted Grants –	\$700,000.00	\$0.00	\$700,000.00	\$223,408.49	\$223,408.49	\$476,591.51
<b>25153</b>		<b>TOTAL Title XIX MEDICAID</b>	<b>\$700,000.00</b>	<b>\$0.00</b>	<b>\$700,000.00</b>	<b>\$223,408.49</b>	<b>\$223,408.49</b>	<b>\$476,591.51</b>
<b>25000</b>		<b>TOTAL Federal Direct</b>	<b>\$700,000.00</b>	<b>\$0.00</b>	<b>\$700,000.00</b>	<b>\$223,408.49</b>	<b>\$223,408.49</b>	<b>\$476,591.51</b>
<b>26000</b>		<b>Local Grants</b>						
<b>26204</b>		<b>Spaceport GRT Grant – Don</b>						
26204	41921	Instructional - Categorical	\$0.00	\$0.00	\$0.00	\$200,045.10	\$200,045.10	(\$200,045.10)
26204	41980	Refund of Prior Year's Ex	\$0.00	\$0.00	\$0.00	\$228.50	\$228.50	(\$228.50)
<b>26204</b>		<b>TOTAL Spaceport GRT Grant</b>	<b>\$0.00</b>	<b>\$0.00</b>	<b>\$0.00</b>	<b>\$200,273.60</b>	<b>\$200,273.60</b>	<b>(\$200,273.60)</b>
<b>26000</b>		<b>TOTAL Local Grants</b>	<b>\$0.00</b>	<b>\$0.00</b>	<b>\$0.00</b>	<b>\$200,273.60</b>	<b>\$200,273.60</b>	<b>(\$200,273.60)</b>
<b>27000</b>		<b>State Flow-through Grants</b>						
<b>27103</b>		<b>2009 Dual Credit Instruct</b>						
27103	43202	State Flow-through Grants	\$0.00	\$32,402.00	\$32,402.00	\$0.00	\$0.00	\$32,402.00
<b>27103</b>		<b>TOTAL 2009 Dual Credit In</b>	<b>\$0.00</b>	<b>\$32,402.00</b>	<b>\$32,402.00</b>	<b>\$0.00</b>	<b>\$0.00</b>	<b>\$32,402.00</b>
<b>27107</b>		<b>2012 GOBond Student Libra</b>						
27107	43204	Prior Year Balances	\$102,325.00	\$0.00	\$102,325.00	\$0.00	\$0.00	\$102,325.00
<b>27107</b>		<b>TOTAL 2012 GOBond</b>	<b>\$102,325.00</b>	<b>\$0.00</b>	<b>\$102,325.00</b>	<b>\$0.00</b>	<b>\$0.00</b>	<b>\$102,325.00</b>
<b>27114</b>		<b>New Mexico Reads to Lead</b>						
27114	43202	State Flow-through Grants	\$0.00	\$0.00	\$0.00	\$14,218.22	\$14,218.22	(\$14,218.22)
<b>27114</b>		<b>TOTAL New Mexico Reads to</b>	<b>\$0.00</b>	<b>\$0.00</b>	<b>\$0.00</b>	<b>\$14,218.22</b>	<b>\$14,218.22</b>	<b>(\$14,218.22)</b>
<b>27149</b>		<b>PreK Initiative</b>						
27149	43202	State Flow-through Grants	\$1,999,179.00	\$0.00	\$1,999,179.00	\$386,263.03	\$386,263.03	\$1,612,915.97



**State of New Mexico**  
**Public School Operating Budget - Actuals Revenue Rollup Report**  
**Gadsden 2016-2017 - First Quarter (Jul - Sep) - Revenue**  
**Submitted**

<b>Fund</b>	<b>Obj</b>	<b>Description</b>	<b>Budget</b>	<b>Adjustments</b>	<b>Adjusted Budget</b>	<b>Current Period</b>	<b>YTD</b>	<b>Budget Balance</b>
<b>27149</b>		<b>TOTAL PreK Initiative</b>	<b>\$1,999,179.00</b>	<b>\$0.00</b>	<b>\$1,999,179.00</b>	<b>\$386,263.03</b>	<b>\$386,263.03</b>	<b>\$1,612,915.97</b>
<b>27155</b>		<b>Breakfast for Elementary</b>						
27155	43202	State Flow-through Grants	\$0.00	\$182,251.00	\$182,251.00	\$0.00	\$0.00	\$182,251.00
<b>27155</b>		<b>TOTAL Breakfast for Eleme</b>	<b>\$0.00</b>	<b>\$182,251.00</b>	<b>\$182,251.00</b>	<b>\$0.00</b>	<b>\$0.00</b>	<b>\$182,251.00</b>
<b>27166</b>		<b>Kindergarten-Three Plus</b>						
27166	43202	State Flow-through Grants	\$1,239,593.00	\$0.00	\$1,239,593.00	\$562,855.47	\$562,855.47	\$676,737.53
<b>27166</b>		<b>TOTAL Kindergarten-Three</b>	<b>\$1,239,593.00</b>	<b>\$0.00</b>	<b>\$1,239,593.00</b>	<b>\$562,855.47</b>	<b>\$562,855.47</b>	<b>\$676,737.53</b>
<b>27000</b>		<b>TOTAL State Flow-</b>	<b>\$3,341,097.00</b>	<b>\$214,653.00</b>	<b>\$3,555,750.00</b>	<b>\$963,336.72</b>	<b>\$963,336.72</b>	<b>\$2,592,413.28</b>
<b>28000</b>		<b>State Direct Grants</b>						
<b>28120</b>		<b>NM Highway Dept (Road)</b>						
28120	43214	Inter-Governmental Contra	\$21,627.00	\$0.00	\$21,627.00	\$0.00	\$0.00	\$21,627.00
<b>28120</b>		<b>TOTAL NM Highway Dept (Ro</b>	<b>\$21,627.00</b>	<b>\$0.00</b>	<b>\$21,627.00</b>	<b>\$0.00</b>	<b>\$0.00</b>	<b>\$21,627.00</b>
<b>28193</b>		<b>CYFD Parents As Teachers</b>						
28193	43203	State Direct Grants	\$101,430.00	\$405,720.00	\$507,150.00	\$151,709.41	\$151,709.41	\$355,440.59
<b>28193</b>		<b>TOTAL CYFD Parents As Tea</b>	<b>\$101,430.00</b>	<b>\$405,720.00</b>	<b>\$507,150.00</b>	<b>\$151,709.41</b>	<b>\$151,709.41</b>	<b>\$355,440.59</b>
<b>28000</b>		<b>TOTAL State Direct</b>	<b>\$123,057.00</b>	<b>\$405,720.00</b>	<b>\$528,777.00</b>	<b>\$151,709.41</b>	<b>\$151,709.41</b>	<b>\$377,067.59</b>
<b>31100</b>		<b>Bond Building</b>						
31100	41500	Investment Income	\$8,000.00	\$0.00	\$8,000.00	\$3,104.08	\$3,104.08	\$4,895.92
31100	41980	Refund of Prior Year's Ex	\$0.00	\$0.00	\$0.00	\$721.25	\$721.25	(\$721.25)
31100	45110	Sale of Bonds	\$9,500,000.00	\$0.00	\$9,500,000.00	\$190,000.00	\$190,000.00	\$9,310,000.00
<b>31100</b>		<b>TOTAL Bond Building</b>	<b>\$9,508,000.00</b>	<b>\$0.00</b>	<b>\$9,508,000.00</b>	<b>\$193,825.33</b>	<b>\$193,825.33</b>	<b>\$9,314,174.67</b>
<b>31700</b>		<b>Capital Improvements SB-9</b>						
31700	41980	Refund of Prior Year's Ex	\$0.00	\$0.00	\$0.00	\$9,570.50	\$9,570.50	(\$9,570.50)
31700	43204	Prior Year Balances	\$2,996,618.00	\$0.00	\$2,996,618.00	\$600,827.80	\$600,827.80	\$2,395,790.20
<b>31700</b>		<b>TOTAL Capital Improvement</b>	<b>\$2,996,618.00</b>	<b>\$0.00</b>	<b>\$2,996,618.00</b>	<b>\$610,398.30</b>	<b>\$610,398.30</b>	<b>\$2,386,219.70</b>
<b>31701</b>		<b>Capital Improvements SB-9</b>						
31701	41110	Ad Valorem Taxes – School	\$1,817,596.00	\$0.00	\$1,817,596.00	\$60,239.10	\$60,239.10	\$1,757,356.90
31701	41500	Investment Income	\$0.00	\$0.00	\$0.00	\$82.34	\$82.34	(\$82.34)
<b>31701</b>		<b>TOTAL Capital Improvement</b>	<b>\$1,817,596.00</b>	<b>\$0.00</b>	<b>\$1,817,596.00</b>	<b>\$60,321.44</b>	<b>\$60,321.44</b>	<b>\$1,757,274.56</b>
<b>31900</b>		<b>Ed. Technology Equipment</b>						
31900	45110	Sale of Bonds	\$2,000,000.00	\$0.00	\$2,000,000.00	\$0.00	\$0.00	\$2,000,000.00
<b>31900</b>		<b>TOTAL Ed. Technology Equi</b>	<b>\$2,000,000.00</b>	<b>\$0.00</b>	<b>\$2,000,000.00</b>	<b>\$0.00</b>	<b>\$0.00</b>	<b>\$2,000,000.00</b>
<b>41000</b>		<b>Debt Services</b>						
41000	41110	Ad Valorem Taxes – School	\$10,915,468.00	\$0.00	\$10,915,468.00	\$317,756.46	\$317,756.46	\$10,597,711.54
<b>41000</b>		<b>TOTAL Debt Services</b>	<b>\$10,915,468.00</b>	<b>\$0.00</b>	<b>\$10,915,468.00</b>	<b>\$317,756.46</b>	<b>\$317,756.46</b>	<b>\$10,597,711.54</b>
<b>43000</b>		<b>Total Ed. Tech. Debt Serv</b>						

**State of New Mexico**  
**Public School Operating Budget - Actuals Revenue Rollup Report**  
**Gadsden 2016-2017 - First Quarter (Jul - Sep) - Revenue**  
**Submitted**

<b>Fund</b>	<b>Obj</b>	<b>Description</b>	<b>Budget</b>	<b>Adjustments</b>	<b>Adjusted Budget</b>	<b>Current Period</b>	<b>YTD</b>	<b>Budget Balance</b>
43000	41110	Ad Valorem Taxes – School	\$4,012,000.00	\$0.00	\$4,012,000.00	\$118,010.50	\$118,010.50	\$3,893,989.50
<b>43000</b>		<b>TOTAL Total Ed. Tech.</b>	<b>\$4,012,000.00</b>	<b>\$0.00</b>	<b>\$4,012,000.00</b>	<b>\$118,010.50</b>	<b>\$118,010.50</b>	<b>\$3,893,989.50</b>
<b>ALL</b>		<b>TOTAL BUDGET</b>	<b>\$163,880,078.00</b>	<b>\$1,139,317.00</b>	<b>\$165,019,395.00</b>	<b>\$35,802,156.23</b>	<b>\$35,802,156.23</b>	<b>\$129,217,238.77</b>

**State of New Mexico**  
**Public School Operating Budget - Actuals Expenditure Rollup Report**  
**Gadsden 2016-2017 - First Quarter (Jul - Sep) - Expenditure**  
**Submitted**

Fund	Func	Obj	Job	Description	Budget	Adjustments	Adjusted Budget	Current Period	YTD	Encumbrance	Budget Balance	FTE
11000	1000	51100		Operational Instruction								
		51100		Salaries Expense								
11000	1000	51100	1411	Teachers-Grades 1-12	\$26,984,639.00	\$0.00	\$26,984,639.00	\$4,219,548.61	\$4,219,548.61	\$20,521,576.54	\$2,243,513.85	528.17
11000	1000	51100	1412	Teachers- Special Education	\$6,333,015.00	\$0.00	\$6,333,015.00	\$965,638.33	\$965,638.33	\$4,793,178.18	\$574,198.49	129.28
11000	1000	51100	1413	Teachers-Early Childhood Ed	\$2,685,417.00	\$0.00	\$2,685,417.00	\$428,217.90	\$428,217.90	\$2,157,161.08	\$100,038.02	55.00
11000	1000	51100	1415	Teachers-Vocational and Technical	\$1,740,303.00	\$0.00	\$1,740,303.00	\$299,573.00	\$299,573.00	\$1,387,514.34	\$53,215.66	34.00
11000	1000	51100	1416	Teachers-Other Instruction	\$6,506,009.00	\$0.00	\$6,506,009.00	\$1,074,098.12	\$1,074,098.12	\$5,379,901.45	\$52,009.43	129.00
11000	1000	51100	1422	Teachers Special Education - Gifted	\$57,965.00	\$0.00	\$57,965.00	\$12,076.00	\$12,076.00	\$45,888.80	\$0.20	1.00
11000	1000	51100	1610	Substitutes Professional Development	\$50,000.00	\$0.00	\$50,000.00	\$0.00	\$0.00	\$0.00	\$50,000.00	0.00
11000	1000	51100	1611	Substitutes-Sick Leave	\$650,000.00	\$0.00	\$650,000.00	\$69,418.31	\$69,418.31	\$37,102.94	\$543,478.75	0.00
11000	1000	51100	1612	Substitutes-Other Leave	\$200,000.00	\$0.00	\$200,000.00	\$71,963.66	\$71,963.66	\$37,567.98	\$90,468.36	0.00
11000	1000	51100	1613	Separation Pay	\$150,000.00	\$0.00	\$150,000.00	\$7,087.56	\$7,087.56	\$0.00	\$142,912.44	0.00
11000	1000	51100	1711	Instructional Assistants-Grades 1-12	\$704,386.00	\$0.00	\$704,386.00	\$105,811.19	\$105,811.19	\$525,153.53	\$73,421.28	38.00
11000	1000	51100	1712	Instructional Assistants-Special Education	\$2,302,036.00	\$0.00	\$2,302,036.00	\$367,836.46	\$367,836.46	\$1,810,043.94	\$124,155.60	126.00
11000	1000	51100	1713	Instructional Assistants-Early Childhood Education	\$870,352.00	\$0.00	\$870,352.00	\$126,498.00	\$126,498.00	\$638,546.30	\$105,307.70	48.00
<b>11000</b>	<b>1000</b>	<b>51100</b>		<b>SUBTOTAL Salaries Expense</b>	<b>\$49,234,122.00</b>	<b>\$0.00</b>	<b>\$49,234,122.00</b>	<b>\$7,747,767.14</b>	<b>\$7,747,767.14</b>	<b>\$37,333,635.08</b>	<b>\$4,152,719.78</b>	<b>1,088.45</b>
		51300		Additional Compensation								
11000	1000	51300	1411	Teachers-Grades 1-12	\$50,000.00	\$0.00	\$50,000.00	\$370.01	\$370.01	\$1,975.00	\$47,654.99	0.00
11000	1000	51300	1412	Teachers- Special Education	\$75,000.00	\$0.00	\$75,000.00	\$2,016.24	\$2,016.24	\$1,305.00	\$71,678.76	0.00
11000	1000	51300	1416	Teachers-Other Instruction	\$0.00	\$0.00	\$0.00	\$0.00	\$0.00	\$1,000.00	(\$1,000.00)	0.00
11000	1000	51300	1618	Athletics Salaries	\$717,814.00	\$0.00	\$717,814.00	\$140,866.84	\$140,866.84	\$219,919.90	\$357,027.26	0.00
11000	1000	51300	1621	Summer School/After School	\$76,250.00	\$0.00	\$76,250.00	\$925.00	\$925.00	\$840.00	\$74,485.00	0.00
11000	1000	51300	1624	Activities Salary	\$432,046.00	\$0.00	\$432,046.00	\$4,821.00	\$4,821.00	\$236,227.35	\$190,997.65	0.00
<b>11000</b>	<b>1000</b>	<b>51300</b>		<b>SUBTOTAL Additional Compensation</b>	<b>\$1,351,110.00</b>	<b>\$0.00</b>	<b>\$1,351,110.00</b>	<b>\$148,999.09</b>	<b>\$148,999.09</b>	<b>\$461,267.25</b>	<b>\$740,843.66</b>	<b>0.00</b>
11000	1000	52111		Educational Retirement	\$7,010,671.00	\$0.00	\$7,010,671.00	\$1,071,094.95	\$1,071,094.95	\$5,168,937.70	\$770,638.35	0.00
11000	1000	52112		ERA - Retiree Health	\$1,007,605.00	\$0.00	\$1,007,605.00	\$154,176.91	\$154,176.91	\$743,693.82	\$109,734.27	0.00
11000	1000	52210		FICA Payments	\$3,136,287.00	\$0.00	\$3,136,287.00	\$455,599.31	\$455,599.31	\$2,141,492.53	\$539,195.16	0.00
11000	1000	52220		Medicare Payments	\$733,488.00	\$0.00	\$733,488.00	\$106,551.22	\$106,551.22	\$500,832.69	\$126,104.09	0.00
11000	1000	52311		Health and Medical Premiums	\$5,008,031.00	\$0.00	\$5,008,031.00	\$758,453.71	\$758,453.71	\$3,858,534.66	\$391,042.63	0.00
11000	1000	52312		Life	\$65,052.00	\$0.00	\$65,052.00	\$10,517.64	\$10,517.64	\$50,299.68	\$4,234.68	0.00
11000	1000	52313		Dental	\$285,661.00	\$0.00	\$285,661.00	\$43,750.30	\$43,750.30	\$211,992.19	\$29,918.51	0.00
11000	1000	52314		Vision	\$43,367.00	\$0.00	\$43,367.00	\$6,686.74	\$6,686.74	\$32,467.93	\$4,212.33	0.00
11000	1000	52315		Disability	\$41,011.00	\$0.00	\$41,011.00	\$5,654.64	\$5,654.64	\$28,176.86	\$7,179.50	0.00
11000	1000	52500		Unemployment Compensation	\$34,663.00	\$0.00	\$34,663.00	\$7,345.15	\$7,345.15	\$34,699.12	(\$7,381.27)	0.00
11000	1000	52710		Workers Compensation Premium	\$979,770.00	\$0.00	\$979,770.00	\$139,075.11	\$139,075.11	\$656,999.23	\$183,695.66	0.00
11000	1000	52720		Workers Compensation Employer's Fee	\$12,741.00	\$0.00	\$12,741.00	\$2,924.06	\$2,924.06	\$7,435.95	\$2,380.99	0.00
11000	1000	53330		Professional Development	\$274,500.00	\$0.00	\$274,500.00	\$989.36	\$989.36	\$6,477.50	\$267,033.14	0.00
11000	1000	53414		Other Services	\$57,800.00	\$0.00	\$57,800.00	\$31,062.27	\$31,062.27	\$26,271.04	\$466.69	0.00
11000	1000	53711		Other Charges	\$53,500.00	\$0.00	\$53,500.00	\$42,599.60	\$42,599.60	\$18,183.38	(\$7,282.98)	0.00
11000	1000	53760		Tuition For Concurrent Enrollment	\$7,500.00	\$0.00	\$7,500.00	\$0.00	\$0.00	\$0.00	\$7,500.00	0.00

**State of New Mexico**  
**Public School Operating Budget - Actuals Expenditure Rollup Report**  
**Gadsden 2016-2017 - First Quarter (Jul - Sep) - Expenditure**  
**Submitted**

Fund	Func	Obj	Job Description	Budget	Adjustments	Adjusted Budget	Current Period	YTD	Encumbrance	Budget Balance	FTE
11000	1000	54311	Maintenance & Repair - Furniture/Fixtures/Equipment	\$25,000.00	\$0.00	\$25,000.00	\$3,379.35	\$3,379.35	\$499.83	\$21,120.82	0.00
11000	1000	55813	Employee Travel - Non-Teachers	\$0.00	\$0.00	\$0.00	\$175.36	\$175.36	\$825.00	(\$1,000.36)	0.00
11000	1000	55817	Student Travel	\$629,174.00	\$0.00	\$629,174.00	\$23,744.13	\$23,744.13	\$120,944.34	\$484,485.53	0.00
11000	1000	55819	Employee Travel - Teachers	\$6,401.00	\$0.00	\$6,401.00	\$1,590.00	\$1,590.00	\$481.00	\$4,330.00	0.00
11000	1000	55914	Contracts - Interagency	\$23,000.00	\$0.00	\$23,000.00	\$0.00	\$0.00	\$0.00	\$23,000.00	0.00
11000	1000	55915	Other Contract Services	\$5,475.00	\$0.00	\$5,475.00	\$0.00	\$0.00	\$0.00	\$5,475.00	0.00
11000	1000	56113	Software	\$25,500.00	\$0.00	\$25,500.00	\$8,258.75	\$8,258.75	\$10,337.30	\$6,903.95	0.00
11000	1000	56118	General Supplies and Materials	\$792,456.00	\$0.00	\$792,456.00	\$141,013.27	\$141,013.27	\$182,964.37	\$468,478.36	0.00
11000	1000	57332	Supply Assets (\$5,000 or less)	\$92,510.00	\$0.00	\$92,510.00	\$4,654.31	\$4,654.31	\$18,345.33	\$69,510.36	0.00
<b>11000</b>	<b>1000</b>		<b>SUBTOTAL Instruction</b>	<b>\$70,936,395.00</b>	<b>\$0.00</b>	<b>\$70,936,395.00</b>	<b>\$10,916,062.37</b>	<b>\$10,916,062.37</b>	<b>\$51,615,793.78</b>	<b>\$8,404,538.85</b>	<b>1,088.45</b>
	<b>2000</b>		<b>Support Services</b>								
	<b>2100</b>		<b>Support Services-Students</b>								
		<b>51100</b>	<b>Salaries Expense</b>								
11000	2100	51100	1211 Coordinator/Subject Matter Specialist	\$0.00	\$0.00	\$0.00	\$396.56	\$396.56	\$2,516.93	(\$2,913.49)	0.05
11000	2100	51100	1214 Guidance Counselors/Social Workers	\$2,616,446.00	\$0.00	\$2,616,446.00	\$511,571.63	\$511,571.63	\$1,966,081.65	\$138,792.72	49.94
11000	2100	51100	1215 Registered Nurses	\$1,016,825.00	\$0.00	\$1,016,825.00	\$176,707.42	\$176,707.42	\$670,635.99	\$169,481.59	18.15
11000	2100	51100	1216 Health Assistants	\$268,471.00	\$0.00	\$268,471.00	\$55,480.80	\$55,480.80	\$211,268.83	\$1,721.37	15.00
11000	2100	51100	1217 Secretarial/Clerical/Technical Assistants	\$230,136.00	\$0.00	\$230,136.00	\$51,360.11	\$51,360.11	\$175,288.61	\$3,487.28	11.00
11000	2100	51100	1311 Diagnosticians	\$991,521.00	\$0.00	\$991,521.00	\$191,876.79	\$191,876.79	\$723,356.36	\$76,287.85	18.63
11000	2100	51100	1312 Speech Therapists	\$965,720.00	\$0.00	\$965,720.00	\$78,410.28	\$78,410.28	\$392,050.43	\$495,259.29	10.31
11000	2100	51100	1313 Occupational Therapists	\$307,407.00	\$0.00	\$307,407.00	\$52,317.72	\$52,317.72	\$261,588.39	(\$6,499.11)	7.07
11000	2100	51100	1314 Physical/Recreational Therapists	\$230,169.00	\$0.00	\$230,169.00	\$37,361.36	\$37,361.36	\$186,806.55	\$6,001.09	4.44
11000	2100	51100	1315 Psychologists/Counselors	\$432,987.00	\$0.00	\$432,987.00	\$71,527.04	\$71,527.04	\$317,225.71	\$44,234.25	6.72
11000	2100	51100	1317 Interpreters	\$97,754.00	\$0.00	\$97,754.00	\$22,204.32	\$22,204.32	\$95,455.08	(\$19,905.40)	3.00
11000	2100	51100	1318 Specialists	\$50,513.00	\$0.00	\$50,513.00	\$10,489.28	\$10,489.28	\$41,025.45	(\$1,001.73)	1.14
<b>11000</b>	<b>2100</b>	<b>51100</b>	<b>SUBTOTAL Salaries Expense</b>	<b>\$7,207,949.00</b>	<b>\$0.00</b>	<b>\$7,207,949.00</b>	<b>\$1,259,703.31</b>	<b>\$1,259,703.31</b>	<b>\$5,043,299.98</b>	<b>\$904,945.71</b>	<b>145.45</b>
		<b>51300</b>	<b>Additional Compensation</b>								
11000	2100	51300	1215 Registered Nurses	\$0.00	\$0.00	\$0.00	\$0.01	\$0.01	\$0.00	(\$0.01)	0.00
<b>11000</b>	<b>2100</b>	<b>51300</b>	<b>SUBTOTAL Additional Compensation</b>	<b>\$0.00</b>	<b>\$0.00</b>	<b>\$0.00</b>	<b>\$0.01</b>	<b>\$0.01</b>	<b>\$0.00</b>	<b>(\$0.01)</b>	<b>0.00</b>
11000	2100	52111	Educational Retirement	\$1,001,909.00	\$0.00	\$1,001,909.00	\$175,098.61	\$175,098.61	\$698,342.88	\$128,467.51	0.00
11000	2100	52112	ERA - Retiree Health	\$144,158.00	\$0.00	\$144,158.00	\$25,164.02	\$25,164.02	\$100,510.82	\$18,483.16	0.00
11000	2100	52210	FICA Payments	\$446,892.00	\$0.00	\$446,892.00	\$73,203.78	\$73,203.78	\$290,307.04	\$83,381.18	0.00
11000	2100	52220	Medicare Payments	\$104,514.00	\$0.00	\$104,514.00	\$17,120.16	\$17,120.16	\$67,894.66	\$19,499.18	0.00
11000	2100	52311	Health and Medical Premiums	\$748,788.00	\$0.00	\$748,788.00	\$108,455.87	\$108,455.87	\$482,130.89	\$158,201.24	0.00
11000	2100	52312	Life	\$9,726.00	\$0.00	\$9,726.00	\$1,486.85	\$1,486.85	\$5,977.72	\$2,261.43	0.00
11000	2100	52313	Dental	\$42,710.00	\$0.00	\$42,710.00	\$7,887.74	\$7,887.74	\$33,097.45	\$1,724.81	0.00
11000	2100	52314	Vision	\$6,483.00	\$0.00	\$6,483.00	\$1,035.89	\$1,035.89	\$4,511.21	\$935.90	0.00
11000	2100	52315	Disability	\$6,131.00	\$0.00	\$6,131.00	\$1,761.64	\$1,761.64	\$7,135.60	(\$2,766.24)	0.00
11000	2100	52500	Unemployment Compensation	\$4,971.00	\$0.00	\$4,971.00	\$1,171.84	\$1,171.84	\$4,682.63	(\$883.47)	0.00
11000	2100	52710	Workers Compensation Premium	\$139,733.00	\$0.00	\$139,733.00	\$22,183.61	\$22,183.61	\$88,648.47	\$28,900.92	0.00
11000	2100	52720	Workers Compensation Employer's Fee	\$1,834.00	\$0.00	\$1,834.00	\$310.30	\$310.30	\$918.06	\$605.64	0.00

**State of New Mexico**  
**Public School Operating Budget - Actuals Expenditure Rollup Report**  
**Gadsden 2016-2017 - First Quarter (Jul - Sep) - Expenditure**  
**Submitted**

Fund	Func	Obj	Job Description	Budget	Adjustments	Adjusted Budget	Current Period	YTD	Encumbrance	Budget Balance	FTE
11000	2100	53212	Speech Therapists - Contracted	\$730,000.00	\$0.00	\$730,000.00	\$177,839.13	\$177,839.13	\$99,135.38	\$453,025.49	0.00
11000	2100	53213	Occupational Therapists - Contracted	\$50,000.00	\$0.00	\$50,000.00	\$0.00	\$0.00	\$0.00	\$50,000.00	0.00
11000	2100	53217	Interpreters - Contracted	\$108,500.00	\$0.00	\$108,500.00	\$0.00	\$0.00	\$72,142.03	\$36,357.97	0.00
11000	2100	53330	Professional Development	\$17,000.00	\$0.00	\$17,000.00	\$344.96	\$344.96	\$700.00	\$15,955.04	0.00
11000	2100	53414	Other Services	\$100,000.00	\$0.00	\$100,000.00	\$12,866.20	\$12,866.20	\$35,733.80	\$51,400.00	0.00
11000	2100	53711	Other Charges	\$0.00	\$0.00	\$0.00	\$110.00	\$110.00	\$214.00	(\$324.00)	0.00
11000	2100	54311	Maintenance & Repair - Furniture/Fixtures/Equipment	\$3,000.00	\$0.00	\$3,000.00	\$4,060.57	\$4,060.57	\$0.00	(\$1,060.57)	0.00
11000	2100	54620	Rental - Equipment and Vehicles	\$7,000.00	\$0.00	\$7,000.00	\$1,083.27	\$1,083.27	\$3,050.60	\$2,866.13	0.00
11000	2100	55813	Employee Travel - Non-Teachers	\$15,000.00	\$0.00	\$15,000.00	\$835.66	\$835.66	\$1,205.50	\$12,958.84	0.00
11000	2100	56118	General Supplies and Materials	\$66,446.00	\$0.00	\$66,446.00	\$2,858.37	\$2,858.37	\$7,722.13	\$55,865.50	0.00
<b>11000</b>	<b>2100</b>		<b>SUBTOTAL Support Services-Students</b>	<b>\$10,962,744.00</b>	<b>\$0.00</b>	<b>\$10,962,744.00</b>	<b>\$1,894,581.79</b>	<b>\$1,894,581.79</b>	<b>\$7,047,360.85</b>	<b>\$2,020,801.36</b>	<b>145.45</b>
	<b>2200</b>		<b>Support Services-Instruction</b>								
		<b>51100</b>	<b>Salaries Expense</b>								
11000	2200	51100	1211 Coordinator/Subject Matter Specialist	\$618,163.00	\$0.00	\$618,163.00	\$154,169.55	\$154,169.55	\$472,572.07	(\$8,578.62)	8.30
11000	2200	51100	1212 Library/Media Specialists	\$386,522.00	\$0.00	\$386,522.00	\$79,483.55	\$79,483.55	\$302,037.39	\$5,001.06	7.14
11000	2200	51100	1213 Library/Media Assistants	\$439,028.00	\$0.00	\$439,028.00	\$74,653.95	\$74,653.95	\$347,380.50	\$16,993.55	23.00
11000	2200	51100	1217 Secretarial/Clerical/Technical Assistants	\$952,495.00	\$0.00	\$952,495.00	\$216,167.07	\$216,167.07	\$679,915.90	\$56,412.03	38.52
11000	2200	51100	1511 Data Processing	\$239,710.00	\$0.00	\$239,710.00	\$57,143.22	\$57,143.22	\$171,429.78	\$11,137.00	4.00
11000	2200	51100	1613 Separation Pay	\$44,076.00	\$0.00	\$44,076.00	\$0.00	\$0.00	\$0.00	\$44,076.00	0.00
<b>11000</b>	<b>2200</b>	<b>51100</b>	<b>SUBTOTAL Salaries Expense</b>	<b>\$2,679,994.00</b>	<b>\$0.00</b>	<b>\$2,679,994.00</b>	<b>\$581,617.34</b>	<b>\$581,617.34</b>	<b>\$1,973,335.64</b>	<b>\$125,041.02</b>	<b>80.96</b>
		<b>51300</b>	<b>Additional Compensation</b>								
11000	2200	51300	1211 Coordinator/Subject Matter Specialist	\$49,100.00	\$0.00	\$49,100.00	\$11,350.00	\$11,350.00	\$1,250.00	\$36,500.00	0.00
<b>11000</b>	<b>2200</b>	<b>51300</b>	<b>SUBTOTAL Additional Compensation</b>	<b>\$49,100.00</b>	<b>\$0.00</b>	<b>\$49,100.00</b>	<b>\$11,350.00</b>	<b>\$11,350.00</b>	<b>\$1,250.00</b>	<b>\$36,500.00</b>	<b>0.00</b>
11000	2200	52111	Educational Retirement	\$373,294.00	\$0.00	\$373,294.00	\$80,908.21	\$80,908.21	\$274,294.11	\$18,091.68	0.00
11000	2200	52112	ERA - Retiree Health	\$53,208.00	\$0.00	\$53,208.00	\$11,641.65	\$11,641.65	\$39,467.41	\$2,098.94	0.00
11000	2200	52210	FICA Payments	\$169,205.00	\$0.00	\$169,205.00	\$33,693.98	\$33,693.98	\$111,781.19	\$23,729.83	0.00
11000	2200	52220	Medicare Payments	\$39,575.00	\$0.00	\$39,575.00	\$7,880.28	\$7,880.28	\$26,143.42	\$5,551.30	0.00
11000	2200	52311	Health and Medical Premiums	\$275,346.00	\$0.00	\$275,346.00	\$69,648.75	\$69,648.75	\$246,487.63	(\$40,790.38)	0.00
11000	2200	52312	Life	\$3,577.00	\$0.00	\$3,577.00	\$971.22	\$971.22	\$3,451.37	(\$845.59)	0.00
11000	2200	52313	Dental	\$15,705.00	\$0.00	\$15,705.00	\$4,509.29	\$4,509.29	\$15,488.20	(\$4,292.49)	0.00
11000	2200	52314	Vision	\$2,384.00	\$0.00	\$2,384.00	\$728.28	\$728.28	\$2,497.85	(\$842.13)	0.00
11000	2200	52315	Disability	\$2,254.00	\$0.00	\$2,254.00	\$535.31	\$535.31	\$1,825.97	(\$107.28)	0.00
11000	2200	52500	Unemployment Compensation	\$1,948.00	\$0.00	\$1,948.00	\$551.47	\$551.47	\$1,835.35	\$7,548.82)	0.00
11000	2200	52710	Workers Compensation Premium	\$52,766.00	\$0.00	\$52,766.00	\$10,446.69	\$10,446.69	\$34,772.36	\$7,546.95	0.00
11000	2200	52720	Workers Compensation Employer's Fee	\$689.00	\$0.00	\$689.00	\$189.84	\$189.84	\$534.48	(\$35.32)	0.00
11000	2200	53330	Professional Development	\$19,696.00	\$0.00	\$19,696.00	\$3,162.91	\$3,162.91	\$3,008.00	\$13,525.09	0.00
11000	2200	53414	Other Services	\$406,920.00	\$0.00	\$406,920.00	\$3,008.05	\$3,008.05	\$52,084.24	\$351,827.71	0.00
11000	2200	53711	Other Charges	\$4,300.00	\$0.00	\$4,300.00	\$2,475.00	\$2,475.00	\$0.00	\$1,825.00	0.00
11000	2200	54311	Maintenance & Repair - Furniture/Fixtures/Equipment	\$2,950.00	\$0.00	\$2,950.00	\$1,499.36	\$1,499.36	\$1,617.64	(\$167.00)	0.00
11000	2200	54620	Rental - Equipment and Vehicles	\$8,316.00	\$0.00	\$8,316.00	\$2,101.24	\$2,101.24	\$4,872.73	\$1,342.03	0.00

**State of New Mexico**  
**Public School Operating Budget - Actuals Expenditure Rollup Report**  
**Gadsden 2016-2017 - First Quarter (Jul - Sep) - Expenditure**  
**Submitted**

Fund	Func	Obj	Job Description	Budget	Adjustments	Adjusted Budget	Current Period	YTD	Encumbrance	Budget Balance	FTE
11000	2200	54630	Rental - Computers and Related Equipment	\$10,000.00	\$0.00	\$10,000.00	\$1,306.12	\$1,306.12	\$5,124.46	\$3,569.42	0.00
11000	2200	55813	Employee Travel - Non-Teachers	\$6,726.00	\$0.00	\$6,726.00	\$21.25	\$21.25	\$920.60	\$5,784.15	0.00
11000	2200	55915	Other Contract Services	\$2,180.00	\$0.00	\$2,180.00	\$560.08	\$560.08	\$339.92	\$1,280.00	0.00
11000	2200	56113	Software	\$2,000.00	\$0.00	\$2,000.00	\$0.00	\$0.00	\$0.00	\$2,000.00	0.00
11000	2200	56114	Library And Audio-Visual	\$148,346.00	\$0.00	\$148,346.00	\$1,316.02	\$1,316.02	\$29,167.59	\$117,862.39	0.00
11000	2200	56118	General Supplies and Materials	\$85,524.00	\$0.00	\$85,524.00	\$8,989.88	\$8,989.88	\$5,423.20	\$71,110.92	0.00
11000	2200	57332	Supply Assets (\$5,000 or less)	\$14,252.00	\$0.00	\$14,252.00	\$2,029.80	\$2,029.80	\$2,747.33	\$9,474.87	0.00
<b>11000</b>	<b>2200</b>		<b>SUBTOTAL Support Services-Instruction</b>	<b>\$4,430,255.00</b>	<b>\$0.00</b>	<b>\$4,430,255.00</b>	<b>\$841,142.02</b>	<b>\$841,142.02</b>	<b>\$2,838,470.69</b>	<b>\$750,642.29</b>	<b>80.96</b>
	<b>2300</b>		<b>Support Services-General Administration</b>								
		<b>51100</b>	<b>Salaries Expense</b>								
11000	2300	51100	1111 Superintendent	\$181,800.00	\$0.00	\$181,800.00	\$42,499.98	\$42,499.98	\$127,500.02	\$11,800.00	1.00
11000	2300	51100	1113 Administrative Associates	\$101,503.00	\$0.00	\$101,503.00	\$0.00	\$0.00	\$0.00	\$101,503.00	0.00
11000	2300	51100	1217 Secretarial/Clerical/Technical Assistants	\$61,229.00	\$0.00	\$61,229.00	\$15,412.80	\$15,412.80	\$46,238.40	(\$422.20)	2.00
11000	2300	51100	1613 Separation Pay	\$28,936.00	\$0.00	\$28,936.00	\$0.00	\$0.00	\$0.00	\$28,936.00	0.00
11000	2300	51100	1800 Board Members	\$9,000.00	\$0.00	\$9,000.00	\$1,800.00	\$1,800.00	\$375.00	\$6,825.00	0.00
<b>11000</b>	<b>2300</b>	<b>51100</b>	<b>SUBTOTAL Salaries Expense</b>	<b>\$382,468.00</b>	<b>\$0.00</b>	<b>\$382,468.00</b>	<b>\$59,712.78</b>	<b>\$59,712.78</b>	<b>\$174,113.42</b>	<b>\$148,641.80</b>	<b>3.00</b>
11000	2300	52111	Educational Retirement	\$49,319.00	\$0.00	\$49,319.00	\$8,049.84	\$8,049.84	\$24,149.53	\$17,119.63	0.00
11000	2300	52112	ERA - Retiree Health	\$6,891.00	\$0.00	\$6,891.00	\$1,158.24	\$1,158.24	\$3,474.73	\$2,258.03	0.00
11000	2300	52210	FICA Payments	\$23,713.00	\$0.00	\$23,713.00	\$3,091.25	\$3,091.25	\$7,974.04	\$12,647.71	0.00
11000	2300	52220	Medicare Payments	\$5,547.00	\$0.00	\$5,547.00	\$851.78	\$851.78	\$2,480.63	\$2,214.59	0.00
11000	2300	52311	Health and Medical Premiums	\$35,115.00	\$0.00	\$35,115.00	\$1,077.44	\$1,077.44	\$3,406.32	\$30,631.24	0.00
11000	2300	52312	Life	\$457.00	\$0.00	\$457.00	\$42.30	\$42.30	\$126.90	\$287.80	0.00
11000	2300	52313	Dental	\$2,003.00	\$0.00	\$2,003.00	\$98.04	\$98.04	\$294.12	\$1,610.84	0.00
11000	2300	52314	Vision	\$303.00	\$0.00	\$303.00	\$22.56	\$22.56	\$67.68	\$212.76	0.00
11000	2300	52315	Disability	\$288.00	\$0.00	\$288.00	\$34.98	\$34.98	\$104.94	\$148.08	0.00
11000	2300	52500	Unemployment Compensation	\$263.00	\$0.00	\$263.00	\$55.56	\$55.56	\$161.99	\$45.45	0.00
11000	2300	52710	Workers Compensation Premium	\$7,416.00	\$0.00	\$7,416.00	\$1,051.56	\$1,051.56	\$3,066.24	\$3,298.20	0.00
11000	2300	52720	Workers Compensation Employer's Fee	\$85.00	\$0.00	\$85.00	\$18.40	\$18.40	\$20.70	\$45.90	0.00
11000	2300	53330	Professional Development	\$7,000.00	\$0.00	\$7,000.00	\$10,865.84	\$10,865.84	\$924.00	(\$4,789.84)	0.00
11000	2300	53411	Auditing	\$80,000.00	\$0.00	\$80,000.00	\$0.00	\$0.00	\$47,171.00	\$32,829.00	0.00
11000	2300	53412	Bond/Board Elections	\$25,000.00	\$0.00	\$25,000.00	\$0.00	\$0.00	\$0.00	\$25,000.00	0.00
11000	2300	53413	Legal	\$150,000.00	\$0.00	\$150,000.00	\$7,104.60	\$7,104.60	\$75,479.03	\$67,416.37	0.00
11000	2300	53414	Other Services	\$8,500.00	\$0.00	\$8,500.00	\$260.00	\$260.00	\$31,240.00	(\$23,000.00)	0.00
11000	2300	53711	Other Charges	\$10,000.00	\$0.00	\$10,000.00	\$7,851.00	\$7,851.00	\$622.47	\$1,526.53	0.00
11000	2300	53712	County Tax Collection Costs	\$3,686.00	\$0.00	\$3,686.00	\$116.60	\$116.60	\$0.00	\$3,569.40	0.00
11000	2300	54620	Rental - Equipment and Vehicles	\$5,000.00	\$0.00	\$5,000.00	\$1,098.39	\$1,098.39	\$3,099.06	\$802.55	0.00
11000	2300	55400	Advertising	\$500.00	\$0.00	\$500.00	\$0.00	\$0.00	\$234.82	\$265.18	0.00
11000	2300	55811	Board Travel	\$10,000.00	\$0.00	\$10,000.00	\$1,330.83	\$1,330.83	\$0.00	\$8,669.17	0.00
11000	2300	55812	Board Training	\$9,000.00	\$0.00	\$9,000.00	\$1,305.00	\$1,305.00	\$6,315.00	\$1,380.00	0.00
11000	2300	55813	Employee Travel - Non-Teachers	\$10,000.00	\$0.00	\$10,000.00	\$146.13	\$146.13	\$2,953.87	\$6,900.00	0.00

**State of New Mexico**  
**Public School Operating Budget - Actuals Expenditure Rollup Report**  
**Gadsden 2016-2017 - First Quarter (Jul - Sep) - Expenditure**  
**Submitted**

Fund	Func	Obj	Job Description	Budget	Adjustments	Adjusted Budget	Current Period	YTD	Encumbrance	Budget Balance	FTE
11000	2300	55915	Other Contract Services	\$47,000.00	\$0.00	\$47,000.00	\$6,878.25	\$6,878.25	\$20,121.75	\$20,000.00	0.00
11000	2300	56115	Board Expenses	\$9,000.00	\$0.00	\$9,000.00	\$8,237.00	\$8,237.00	\$195.00	\$568.00	0.00
11000	2300	56118	General Supplies and Materials	\$6,872.00	\$0.00	\$6,872.00	\$383.14	\$383.14	\$292.39	\$6,196.47	0.00
<b>11000</b>	<b>2300</b>		<b>SUBTOTAL Support Services-General Administration</b>	<b>\$895,426.00</b>	<b>\$0.00</b>	<b>\$895,426.00</b>	<b>\$120,841.51</b>	<b>\$120,841.51</b>	<b>\$408,089.63</b>	<b>\$366,494.86</b>	<b>3.00</b>
	<b>2400</b>		<b>Support Services-School Administration</b>								
		<b>51100</b>	<b>Salaries Expense</b>								
11000	2400	51100	1112 Principals	\$3,717,326.00	\$0.00	\$3,717,326.00	\$826,935.89	\$826,935.89	\$2,712,398.26	\$177,991.85	54.25
11000	2400	51100	1217 Secretarial/Clerical/Technical Assistants	\$979,052.00	\$0.00	\$979,052.00	\$214,244.15	\$214,244.15	\$752,016.71	\$12,791.14	49.00
11000	2400	51100	1613 Separation Pay	\$3,749.00	\$0.00	\$3,749.00	\$0.00	\$0.00	\$0.00	\$3,749.00	0.00
<b>11000</b>	<b>2400</b>	<b>51100</b>	<b>SUBTOTAL Salaries Expense</b>	<b>\$4,700,127.00</b>	<b>\$0.00</b>	<b>\$4,700,127.00</b>	<b>\$1,041,180.04</b>	<b>\$1,041,180.04</b>	<b>\$3,464,414.97</b>	<b>\$194,531.99</b>	<b>103.25</b>
11000	2400	52111	Educational Retirement	\$652,796.00	\$0.00	\$652,796.00	\$144,303.47	\$144,303.47	\$474,120.01	\$34,372.52	0.00
11000	2400	52112	ERA - Retiree Health	\$93,928.00	\$0.00	\$93,928.00	\$20,763.45	\$20,763.45	\$68,219.87	\$4,944.68	0.00
11000	2400	52210	FICA Payments	\$291,407.00	\$0.00	\$291,407.00	\$60,166.81	\$60,166.81	\$196,145.22	\$35,094.97	0.00
11000	2400	52220	Medicare Payments	\$68,152.00	\$0.00	\$68,152.00	\$14,071.31	\$14,071.31	\$45,872.85	\$8,207.84	0.00
11000	2400	52311	Health and Medical Premiums	\$491,726.00	\$0.00	\$491,726.00	\$104,934.11	\$104,934.11	\$379,176.55	\$7,615.34	0.00
11000	2400	52312	Life	\$6,388.00	\$0.00	\$6,388.00	\$1,295.31	\$1,295.31	\$4,437.78	\$654.91	0.00
11000	2400	52313	Dental	\$28,049.00	\$0.00	\$28,049.00	\$6,261.77	\$6,261.77	\$21,053.35	\$733.88	0.00
11000	2400	52314	Vision	\$4,258.00	\$0.00	\$4,258.00	\$1,057.92	\$1,057.92	\$3,617.22	(\$417.14)	0.00
11000	2400	52315	Disability	\$4,027.00	\$0.00	\$4,027.00	\$933.99	\$933.99	\$3,169.49	(\$76.48)	0.00
11000	2400	52500	Unemployment Compensation	\$3,244.00	\$0.00	\$3,244.00	\$968.00	\$968.00	\$3,171.51	(\$895.51)	0.00
11000	2400	52710	Workers Compensation Premium	\$91,136.00	\$0.00	\$91,136.00	\$18,331.02	\$18,331.02	\$60,065.99	\$12,738.99	0.00
11000	2400	52720	Workers Compensation Employer's Fee	\$1,174.00	\$0.00	\$1,174.00	\$242.11	\$242.11	\$691.83	\$240.06	0.00
11000	2400	53330	Professional Development	\$3,500.00	\$0.00	\$3,500.00	\$187.84	\$187.84	\$790.00	\$2,522.16	0.00
11000	2400	53414	Other Services	\$64,600.00	\$0.00	\$64,600.00	\$16,976.64	\$16,976.64	\$1,193.00	\$46,430.36	0.00
11000	2400	53711	Other Charges	\$0.00	\$0.00	\$0.00	\$828.00	\$828.00	\$356.00	(\$1,184.00)	0.00
11000	2400	55813	Employee Travel - Non-Teachers	\$3,250.00	\$0.00	\$3,250.00	\$984.15	\$984.15	\$541.59	\$1,724.26	0.00
11000	2400	56118	General Supplies and Materials	\$65,205.00	\$0.00	\$65,205.00	\$14,358.54	\$14,358.54	\$13,641.01	\$37,205.45	0.00
11000	2400	57332	Supply Assets (\$5,000 or less)	\$0.00	\$0.00	\$0.00	\$1,186.70	\$1,186.70	\$604.80	(\$1,791.50)	0.00
<b>11000</b>	<b>2400</b>		<b>SUBTOTAL Support Services-School Administration Central Services</b>	<b>\$6,572,967.00</b>	<b>\$0.00</b>	<b>\$6,572,967.00</b>	<b>\$1,449,031.18</b>	<b>\$1,449,031.18</b>	<b>\$4,741,283.04</b>	<b>\$382,652.78</b>	<b>103.25</b>
	<b>2500</b>		<b>Central Services</b>								
		<b>51100</b>	<b>Salaries Expense</b>								
11000	2500	51100	1113 Administrative Associates	\$98,905.00	\$0.00	\$98,905.00	\$24,726.30	\$24,726.30	\$74,178.96	(\$0.26)	1.00
11000	2500	51100	1114 Administrative Assistants	\$174,322.00	\$0.00	\$174,322.00	\$19,363.98	\$19,363.98	\$58,092.02	\$96,866.00	1.00
11000	2500	51100	1115 Assoc. Supt.-Fin./Bus. Mgr.	\$91,631.00	\$0.00	\$91,631.00	\$23,160.78	\$23,160.78	\$69,482.22	(\$1,012.00)	1.00
11000	2500	51100	1217 Secretarial/Clerical/Technical Assistants	\$198,815.00	\$0.00	\$198,815.00	\$47,921.44	\$47,921.44	\$151,446.03	(\$552.47)	6.50
11000	2500	51100	1220 Business Office Support	\$611,513.00	\$0.00	\$611,513.00	\$145,843.51	\$145,843.51	\$410,967.75	\$54,701.74	14.25
11000	2500	51100	1511 Data Processing	\$315,568.00	\$0.00	\$315,568.00	\$78,884.52	\$78,884.52	\$236,652.48	\$31.00	9.00
11000	2500	51100	1613 Separation Pay	\$32,320.00	\$0.00	\$32,320.00	\$0.00	\$0.00	\$0.00	\$32,320.00	0.00

**State of New Mexico**  
**Public School Operating Budget - Actuals Expenditure Rollup Report**  
**Gadsden 2016-2017 - First Quarter (Jul - Sep) - Expenditure**  
**Submitted**

Fund	Func	Obj	Job Description	Budget	Adjustments	Adjusted Budget	Current Period	YTD	Encumbrance	Budget Balance	FTE
11000	2500	51100	1616 Warehouse/Delivery	\$199,462.00	\$0.00	\$199,462.00	\$62,254.38	\$62,254.38	\$186,763.22	(\$49,555.60)	9.50
<b>11000</b>	<b>2500</b>	<b>51100</b>	<b>SUBTOTAL Salaries Expense</b>	<b>\$1,722,536.00</b>	<b>\$0.00</b>	<b>\$1,722,536.00</b>	<b>\$402,154.91</b>	<b>\$402,154.91</b>	<b>\$1,187,582.68</b>	<b>\$132,798.41</b>	<b>42.25</b>
11000	2500	52111	Educational Retirement	\$234,940.00	\$0.00	\$234,940.00	\$54,489.40	\$54,489.40	\$165,073.98	\$15,376.62	0.00
11000	2500	52112	ERA - Retiree Health	\$33,803.00	\$0.00	\$33,803.00	\$7,840.14	\$7,840.14	\$23,751.53	\$2,211.33	0.00
11000	2500	52210	FICA Payments	\$106,798.00	\$0.00	\$106,798.00	\$22,888.72	\$22,888.72	\$67,198.78	\$16,710.50	0.00
11000	2500	52220	Medicare Payments	\$24,978.00	\$0.00	\$24,978.00	\$5,352.83	\$5,352.83	\$15,715.77	\$3,909.40	0.00
11000	2500	52311	Health and Medical Premiums	\$175,923.00	\$0.00	\$175,923.00	\$44,370.83	\$44,370.83	\$140,206.11	(\$8,653.94)	0.00
11000	2500	52312	Life	\$2,285.00	\$0.00	\$2,285.00	\$598.89	\$598.89	\$1,797.66	(\$111.55)	0.00
11000	2500	52313	Dental	\$10,035.00	\$0.00	\$10,035.00	\$2,557.90	\$2,557.90	\$7,553.70	(\$76.60)	0.00
11000	2500	52314	Vision	\$1,523.00	\$0.00	\$1,523.00	\$461.02	\$461.02	\$1,373.01	(\$311.03)	0.00
11000	2500	52315	Disability	\$1,440.00	\$0.00	\$1,440.00	\$432.82	\$432.82	\$1,360.80	(\$353.62)	0.00
11000	2500	52500	Unemployment Compensation	\$1,188.00	\$0.00	\$1,188.00	\$374.08	\$374.08	\$1,104.66	(\$290.74)	0.00
11000	2500	52710	Workers Compensation Premium	\$33,401.00	\$0.00	\$33,401.00	\$199,495.69	\$199,495.69	\$20,912.90	(\$187,007.59)	0.00
11000	2500	52720	Workers Compensation Employer's Fee	\$424.00	\$0.00	\$424.00	\$100.62	\$100.62	\$294.96	\$28.42	0.00
11000	2500	53330	Professional Development	\$34,500.00	\$0.00	\$34,500.00	\$3,906.60	\$3,906.60	\$2,485.92	\$28,107.48	0.00
11000	2500	53414	Other Services	\$11,500.00	\$0.00	\$11,500.00	\$551.89	\$551.89	\$8,027.25	\$2,920.86	0.00
11000	2500	53711	Other Charges	\$8,500.00	\$0.00	\$8,500.00	(\$3,616.65)	(\$3,616.65)	\$0.00	\$12,116.65	0.00
11000	2500	54311	Maintenance & Repair - Furniture/Fixtures/Equipment	\$40,000.00	\$0.00	\$40,000.00	\$3,223.44	\$3,223.44	\$14,826.32	\$21,950.24	0.00
11000	2500	54620	Rental - Equipment and Vehicles	\$21,500.00	\$0.00	\$21,500.00	\$5,501.26	\$5,501.26	\$14,210.62	\$1,788.12	0.00
11000	2500	55400	Advertising	\$0.00	\$0.00	\$0.00	\$0.00	\$0.00	\$30.00	(\$30.00)	0.00
11000	2500	55813	Employee Travel - Non-Teachers	\$23,500.00	\$0.00	\$23,500.00	\$1,662.92	\$1,662.92	\$182.00	\$21,655.08	0.00
11000	2500	55915	Other Contract Services	\$37,500.00	\$0.00	\$37,500.00	\$0.00	\$0.00	\$600.00	\$36,900.00	0.00
11000	2500	56113	Software	\$0.00	\$0.00	\$0.00	\$1,830.00	\$1,830.00	\$0.00	(\$1,830.00)	0.00
11000	2500	56118	General Supplies and Materials	\$162,727.00	\$0.00	\$162,727.00	\$8,810.89	\$8,810.89	\$4,839.16	\$149,076.95	0.00
11000	2500	57332	Supply Assets (\$5,000 or less)	\$2,000.00	\$0.00	\$2,000.00	\$0.00	\$0.00	\$1,891.00	\$109.00	0.00
<b>11000</b>	<b>2500</b>		<b>SUBTOTAL Central Services</b>	<b>\$2,691,001.00</b>	<b>\$0.00</b>	<b>\$2,691,001.00</b>	<b>\$762,988.20</b>	<b>\$762,988.20</b>	<b>\$1,681,018.81</b>	<b>\$246,993.99</b>	<b>42.25</b>
	<b>2600</b>		<b>Operation &amp; Maintenance of Plant</b>								
		<b>51100</b>	<b>Salaries Expense</b>								
11000	2600	51100	1113 Administrative Associates	\$63,332.00	\$0.00	\$63,332.00	\$18,471.78	\$18,471.78	\$55,415.37	(\$10,555.15)	0.70
11000	2600	51100	1114 Administrative Assistants	\$272,608.00	\$0.00	\$272,608.00	\$46,181.42	\$46,181.42	\$183,469.59	\$42,956.99	4.00
11000	2600	51100	1217 Secretarial/Clerical/Technical Assistants	\$215,777.00	\$0.00	\$215,777.00	\$52,554.49	\$52,554.49	\$163,094.09	\$128.42	7.50
11000	2600	51100	1613 Separation Pay	\$15,767.00	\$0.00	\$15,767.00	\$0.00	\$0.00	\$0.00	\$15,767.00	0.00
11000	2600	51100	1614 Maintenance	\$1,544,928.00	\$0.00	\$1,544,928.00	\$374,316.68	\$374,316.68	\$1,074,228.60	\$96,382.72	47.00
11000	2600	51100	1615 Custodial	\$1,937,954.00	\$0.00	\$1,937,954.00	\$466,941.52	\$466,941.52	\$1,414,962.19	\$56,050.29	94.00
11000	2600	51100	1623 Crosswalk Guards	\$598,815.00	\$0.00	\$598,815.00	\$95,767.45	\$95,767.45	\$470,058.20	\$32,989.35	35.50
<b>11000</b>	<b>2600</b>	<b>51100</b>	<b>SUBTOTAL Salaries Expense</b>	<b>\$4,649,181.00</b>	<b>\$0.00</b>	<b>\$4,649,181.00</b>	<b>\$1,054,233.34</b>	<b>\$1,054,233.34</b>	<b>\$3,361,228.04</b>	<b>\$233,719.62</b>	<b>188.70</b>
		<b>51200</b>	<b>Overtime Expense</b>								
11000	2600	51200	1614 Maintenance	\$0.00	\$0.00	\$0.00	\$1,434.88	\$1,434.88	\$0.00	(\$1,434.88)	0.00
11000	2600	51200	1615 Custodial	\$91,159.00	\$0.00	\$91,159.00	\$3,416.43	\$3,416.43	\$1,804.44	\$85,938.13	0.00
11000	2600	51200	1623 Crosswalk Guards	\$1,159.00	\$0.00	\$1,159.00	\$3,024.49	\$3,024.49	\$1,745.72	(\$3,611.21)	0.00



**State of New Mexico**  
**Public School Operating Budget - Actuals Expenditure Rollup Report**  
**Gadsden 2016-2017 - First Quarter (Jul - Sep) - Expenditure**  
**Submitted**

Fund	Func	Obj	Job	Description	Budget	Adjustments	Adjusted Budget	Current Period	YTD	Encumbrance	Budget Balance	FTE
11000	2600	51200		<b>SUBTOTAL Overtime Expense</b>	<b>\$92,318.00</b>	<b>\$0.00</b>	<b>\$92,318.00</b>	<b>\$7,875.80</b>	<b>\$7,875.80</b>	<b>\$3,550.16</b>	<b>\$80,892.04</b>	<b>0.00</b>
		<b>51300</b>		<b>Additional Compensation</b>								
11000	2600	51300	1614	Maintenance	\$0.00	\$0.00	\$0.00	\$651.36	\$651.36	\$21,169.20	(\$21,820.56)	0.00
11000	2600	51300		<b>SUBTOTAL Additional Compensation</b>	<b>\$0.00</b>	<b>\$0.00</b>	<b>\$0.00</b>	<b>\$651.36</b>	<b>\$651.36</b>	<b>\$21,169.20</b>	<b>(\$21,820.56)</b>	<b>0.00</b>
11000	2600	52111		Educational Retirement	\$656,556.00	\$0.00	\$656,556.00	\$147,031.13	\$147,031.13	\$466,071.31	\$43,453.56	0.00
11000	2600	52112		ERA - Retiree Health	\$94,469.00	\$0.00	\$94,469.00	\$21,155.82	\$21,155.82	\$67,061.04	\$6,252.14	0.00
11000	2600	52210		FICA Payments	\$293,828.00	\$0.00	\$293,828.00	\$60,566.94	\$60,566.94	\$190,442.18	\$42,818.88	0.00
11000	2600	52220		Medicare Payments	\$68,719.00	\$0.00	\$68,719.00	\$14,164.61	\$14,164.61	\$44,537.63	\$10,016.76	0.00
11000	2600	52311		Health and Medical Premiums	\$479,402.00	\$0.00	\$479,402.00	\$141,604.64	\$141,604.64	\$479,090.76	(\$141,293.40)	0.00
11000	2600	52312		Life	\$6,223.00	\$0.00	\$6,223.00	\$2,431.28	\$2,431.28	\$7,811.62	(\$4,019.90)	0.00
11000	2600	52313		Dental	\$27,331.00	\$0.00	\$27,331.00	\$7,696.84	\$7,696.84	\$25,149.69	(\$5,515.53)	0.00
11000	2600	52314		Vision	\$4,151.00	\$0.00	\$4,151.00	\$1,141.68	\$1,141.68	\$3,742.00	(\$732.68)	0.00
11000	2600	52315		Disability	\$3,925.00	\$0.00	\$3,925.00	\$1,010.92	\$1,010.92	\$3,278.35	(\$364.27)	0.00
11000	2600	52500		Unemployment Compensation	\$3,270.00	\$0.00	\$3,270.00	\$992.91	\$992.91	\$3,138.29	(\$861.20)	0.00
11000	2600	52710		Workers Compensation Premium	\$91,892.00	\$0.00	\$91,892.00	\$18,800.87	\$18,800.87	\$59,418.65	\$13,672.48	0.00
11000	2600	52720		Workers Compensation Employer's Fee	\$1,183.00	\$0.00	\$1,183.00	\$446.64	\$446.64	\$1,311.76	(\$575.40)	0.00
11000	2600	53330		Professional Development	\$7,500.00	\$0.00	\$7,500.00	\$0.00	\$0.00	\$0.00	\$7,500.00	0.00
11000	2600	53711		Other Charges	\$8,000.00	\$0.00	\$8,000.00	\$2,163.80	\$2,163.80	\$1,950.14	\$3,886.06	0.00
11000	2600	54311		Maintenance & Repair - Furniture/Fixtures/Equipment	\$166,000.00	\$0.00	\$166,000.00	\$611.08	\$611.08	\$149,838.90	\$15,550.02	0.00
11000	2600	54312		Maintenance & Repair - Buildings and Grounds	\$150,000.00	\$0.00	\$150,000.00	\$0.00	\$0.00	\$0.00	\$150,000.00	0.00
11000	2600	54313		Maintenance & Repair - Vehicles	\$12,000.00	\$0.00	\$12,000.00	\$233.45	\$233.45	\$6,600.00	\$5,166.55	0.00
11000	2600	54411		Electricity	\$2,800,000.00	\$0.00	\$2,800,000.00	\$650,407.71	\$650,407.71	\$2,047,901.14	\$101,691.15	0.00
11000	2600	54412		Natural Gas (Buildings)	\$400,000.00	\$0.00	\$400,000.00	\$7,754.98	\$7,754.98	\$319,292.05	\$72,952.97	0.00
11000	2600	54413		Propane/Butane (Buildings)	\$7,000.00	\$0.00	\$7,000.00	\$279.82	\$279.82	\$11,231.13	(\$4,510.95)	0.00
11000	2600	54415		Water/Sewage	\$625,000.00	\$0.00	\$625,000.00	\$160,404.23	\$160,404.23	\$446,369.58	\$18,226.19	0.00
11000	2600	54416		Communication Services	\$749,000.00	\$0.00	\$749,000.00	\$92,265.25	\$92,265.25	\$499,484.14	\$157,250.61	0.00
11000	2600	54620		Rental - Equipment and Vehicles	\$8,000.00	\$0.00	\$8,000.00	\$2,759.97	\$2,759.97	\$14,297.74	(\$9,057.71)	0.00
11000	2600	55200		Property/Liability Insurance	\$2,144,509.00	\$0.00	\$2,144,509.00	\$2,117,564.40	\$2,117,564.40	\$0.00	\$26,944.60	0.00
11000	2600	55813		Employee Travel - Non-Teachers	\$16,800.00	\$0.00	\$16,800.00	\$3,554.23	\$3,554.23	\$541.79	\$12,703.98	0.00
11000	2600	55915		Other Contract Services	\$2,000.00	\$0.00	\$2,000.00	\$0.00	\$0.00	\$0.00	\$2,000.00	0.00
11000	2600	56118		General Supplies and Materials	\$384,200.00	\$0.00	\$384,200.00	\$230,624.60	\$230,624.60	\$153,070.28	\$505.12	0.00
11000	2600	56211		Gasoline	\$145,250.00	\$0.00	\$145,250.00	(\$4,285.31)	(\$4,285.31)	\$95,734.57	\$53,800.74	0.00
11000	2600	56212		Diesel Fuel	\$65,000.00	\$0.00	\$65,000.00	\$4,794.75	\$4,794.75	\$28,205.25	\$32,000.00	0.00
11000	2600	56214		Lubricants/Anti-Freeze	\$5,000.00	\$0.00	\$5,000.00	\$3,635.50	\$3,635.50	\$2,035.00	(\$670.50)	0.00
11000	2600	56215		Tires/Tubes	\$6,000.00	\$0.00	\$6,000.00	\$0.00	\$0.00	\$2,000.00	\$4,000.00	0.00
11000	2600	56216		Maintenance Supplies/Parts	\$15,000.00	\$0.00	\$15,000.00	\$6,350.83	\$6,350.83	\$10,056.32	(\$1,407.15)	0.00
11000	2600	57332		Supply Assets (\$5,000 or less)	\$11,000.00	\$0.00	\$11,000.00	\$398.00	\$398.00	\$0.00	\$10,602.00	0.00
11000	2600			<b>SUBTOTAL Operation &amp; Maintenance of Plant</b>	<b>\$14,199,707.00</b>	<b>\$0.00</b>	<b>\$14,199,707.00</b>	<b>\$4,759,322.07</b>	<b>\$4,759,322.07</b>	<b>\$8,525,608.71</b>	<b>\$914,776.22</b>	<b>188.70</b>
		<b>2900</b>		<b>Other Support Services</b>								
11000	2900	58213		Emergency Reserve	\$5,933,255.00	\$0.00	\$5,933,255.00	\$0.00	\$0.00	\$0.00	\$5,933,255.00	0.00

**State of New Mexico**  
**Public School Operating Budget - Actuals Expenditure Rollup Report**  
**Gadsden 2016-2017 - First Quarter (Jul - Sep) - Expenditure**  
**Submitted**

Fund	Func	Obj	Job	Description	Budget	Adjustments	Adjusted Budget	Current Period	YTD	Encumbrance	Budget Balance	FTE
11000	2900	58215		Restricted Expenditures	\$1,728,241.00	\$0.00	\$1,728,241.00	\$0.00	\$0.00	\$0.00	\$1,728,241.00	0.00
11000	2900	58218		75% June Credit	\$67,212.00	\$0.00	\$67,212.00	\$0.00	\$0.00	\$0.00	\$67,212.00	0.00
<b>11000</b>	<b>2900</b>			<b>SUBTOTAL Other Support Services</b>	<b>\$7,728,708.00</b>	<b>\$0.00</b>	<b>\$7,728,708.00</b>	<b>\$0.00</b>	<b>\$0.00</b>	<b>\$0.00</b>	<b>\$7,728,708.00</b>	<b>0.00</b>
<b>11000</b>	<b>2000</b>			<b>SUBTOTAL Support Services</b>	<b>\$47,480,808.00</b>	<b>\$0.00</b>	<b>\$47,480,808.00</b>	<b>\$9,827,906.77</b>	<b>\$9,827,906.77</b>	<b>\$25,241,831.73</b>	<b>\$12,411,069.50</b>	<b>563.61</b>
	<b>3000</b>			<b>Operation of Non-Instructional Services</b>								
	<b>3100</b>			<b>Food Services Operations</b>								
		<b>51100</b>		<b>Salaries Expense</b>								
11000	3100	51100	1813	Separation Pay	\$30,000.00	\$0.00	\$30,000.00	\$0.00	\$0.00	\$0.00	\$30,000.00	0.00
<b>11000</b>	<b>3100</b>	<b>51100</b>		<b>SUBTOTAL Salaries Expense</b>	<b>\$30,000.00</b>	<b>\$0.00</b>	<b>\$30,000.00</b>	<b>\$0.00</b>	<b>\$0.00</b>	<b>\$0.00</b>	<b>\$30,000.00</b>	<b>0.00</b>
11000	3100	52210		FICA Payments	\$1,860.00	\$0.00	\$1,860.00	\$0.00	\$0.00	\$0.00	\$1,860.00	0.00
11000	3100	52220		Medicare Payments	\$435.00	\$0.00	\$435.00	\$0.00	\$0.00	\$0.00	\$435.00	0.00
11000	3100	52500		Unemployment Compensation	\$21.00	\$0.00	\$21.00	\$0.00	\$0.00	\$0.00	\$21.00	0.00
11000	3100	52710		Workers Compensation Premium	\$582.00	\$0.00	\$582.00	\$0.00	\$0.00	\$0.00	\$582.00	0.00
<b>11000</b>	<b>3100</b>			<b>SUBTOTAL Food Services Operations</b>	<b>\$32,898.00</b>	<b>\$0.00</b>	<b>\$32,898.00</b>	<b>\$0.00</b>	<b>\$0.00</b>	<b>\$0.00</b>	<b>\$32,898.00</b>	<b>0.00</b>
	<b>3300</b>			<b>Community Services Operations</b>								
		<b>51300</b>		<b>Additional Compensation</b>								
11000	3300	51300	1620	Recreation	\$50,000.00	\$0.00	\$50,000.00	\$30,838.50	\$30,838.50	\$0.00	\$19,161.50	0.00
<b>11000</b>	<b>3300</b>	<b>51300</b>		<b>SUBTOTAL Additional Compensation</b>	<b>\$50,000.00</b>	<b>\$0.00</b>	<b>\$50,000.00</b>	<b>\$30,838.50</b>	<b>\$30,838.50</b>	<b>\$0.00</b>	<b>\$19,161.50</b>	<b>0.00</b>
11000	3300	52111		Educational Retirement	\$6,950.00	\$0.00	\$6,950.00	\$2,825.34	\$2,825.34	\$0.00	\$4,124.66	0.00
11000	3300	52112		ERA - Retiree Health	\$500.00	\$0.00	\$500.00	\$393.64	\$393.64	\$0.00	\$106.36	0.00
11000	3300	52210		FICA Payments	\$3,100.00	\$0.00	\$3,100.00	\$1,693.13	\$1,693.13	\$0.00	\$1,406.87	0.00
11000	3300	52220		Medicare Payments	\$725.00	\$0.00	\$725.00	\$396.02	\$396.02	\$0.00	\$328.98	0.00
11000	3300	52500		Unemployment Compensation	\$55.00	\$0.00	\$55.00	\$28.69	\$28.69	\$0.00	\$26.31	0.00
11000	3300	52710		Workers Compensation Premium	\$800.00	\$0.00	\$800.00	\$543.09	\$543.09	\$0.00	\$256.91	0.00
11000	3300	53711		Other Charges	\$0.00	\$0.00	\$0.00	\$225.00	\$225.00	\$0.00	(\$225.00)	0.00
11000	3300	56118		General Supplies and Materials	\$2,870.00	\$0.00	\$2,870.00	\$0.00	\$0.00	\$0.00	\$2,870.00	0.00
<b>11000</b>	<b>3300</b>			<b>SUBTOTAL Community Services Operations</b>	<b>\$65,000.00</b>	<b>\$0.00</b>	<b>\$65,000.00</b>	<b>\$36,943.41</b>	<b>\$36,943.41</b>	<b>\$0.00</b>	<b>\$28,056.59</b>	<b>0.00</b>
<b>11000</b>	<b>3000</b>			<b>SUBTOTAL Operation of Non-Instructional Services</b>	<b>\$97,898.00</b>	<b>\$0.00</b>	<b>\$97,898.00</b>	<b>\$36,943.41</b>	<b>\$36,943.41</b>	<b>\$0.00</b>	<b>\$60,954.59</b>	<b>0.00</b>
	<b>4000</b>			<b>Capital Outlay</b>								
11000	4000	57311		Vehicles General	\$150,000.00	\$0.00	\$150,000.00	\$0.00	\$0.00	\$0.00	\$150,000.00	0.00
<b>11000</b>	<b>4000</b>			<b>SUBTOTAL Capital Outlay</b>	<b>\$150,000.00</b>	<b>\$0.00</b>	<b>\$150,000.00</b>	<b>\$0.00</b>	<b>\$0.00</b>	<b>\$0.00</b>	<b>\$150,000.00</b>	<b>0.00</b>
<b>11000</b>				<b>TOTAL Operational</b>	<b>\$118,665,101.00</b>	<b>\$0.00</b>	<b>\$118,665,101.00</b>	<b>\$20,780,912.55</b>	<b>\$20,780,912.55</b>	<b>\$76,857,625.51</b>	<b>\$21,026,562.94</b>	<b>1,652.06</b>
<b>13000</b>	<b>2000</b>			<b>Pupil Transportation Support Services</b>								

**State of New Mexico**  
**Public School Operating Budget - Actuals Expenditure Rollup Report**  
**Gadsden 2016-2017 - First Quarter (Jul - Sep) - Expenditure**  
**Submitted**

Fund	Func	Obj	Job	Description	Budget	Adjustments	Adjusted Budget	Current Period	YTD	Encumbrance	Budget Balance	FTE
	2700			Student Transportation								
		51100		Salaries Expense								
13000	2700	51100	1113	Administrative Associates	\$31,872.00	\$0.00	\$31,872.00	\$7,916.52	\$7,916.52	\$23,749.57	\$205.91	0.30
13000	2700	51100	1217	Secretarial/Clerical/Technical Assistants	\$25,035.00	\$0.00	\$25,035.00	\$6,260.82	\$6,260.82	\$18,782.38	(\$8.20)	1.00
<b>13000</b>	<b>2700</b>	<b>51100</b>		<b>SUBTOTAL Salaries Expense</b>	<b>\$56,907.00</b>	<b>\$0.00</b>	<b>\$56,907.00</b>	<b>\$14,177.34</b>	<b>\$14,177.34</b>	<b>\$42,531.95</b>	<b>\$197.71</b>	<b>1.30</b>
13000	2700	52111		Educational Retirement	\$7,906.00	\$0.00	\$7,906.00	\$1,970.64	\$1,970.64	\$5,911.91	\$23.45	0.00
13000	2700	52112		ERA - Retiree Health	\$1,139.00	\$0.00	\$1,139.00	\$283.56	\$283.56	\$850.68	\$4.76	0.00
13000	2700	52210		FICA Payments	\$3,528.00	\$0.00	\$3,528.00	\$802.28	\$802.28	\$2,391.29	\$334.43	0.00
13000	2700	52220		Medicare Payments	\$826.00	\$0.00	\$826.00	\$187.61	\$187.61	\$559.26	\$79.13	0.00
13000	2700	52311		Health and Medical Premiums	\$7,470.00	\$0.00	\$7,470.00	\$1,747.18	\$1,747.18	\$5,426.64	\$296.18	0.00
13000	2700	52312		Life	\$80.00	\$0.00	\$80.00	\$18.35	\$18.35	\$55.08	\$6.57	0.00
13000	2700	52313		Dental	\$362.00	\$0.00	\$362.00	\$94.36	\$94.36	\$279.00	(\$11.36)	0.00
13000	2700	52314		Vision	\$49.00	\$0.00	\$49.00	\$19.20	\$19.20	\$56.70	(\$26.90)	0.00
13000	2700	52500		Unemployment Compensation	\$41.00	\$0.00	\$41.00	\$13.20	\$13.20	\$39.60	(\$11.80)	0.00
13000	2700	52710		Workers Compensation Premium	\$1,104.00	\$0.00	\$1,104.00	\$249.71	\$249.71	\$749.15	\$105.14	0.00
13000	2700	52720		Workers Compensation Employer's Fee	\$13.00	\$0.00	\$13.00	\$2.99	\$2.99	\$8.97	\$1.04	0.00
13000	2700	53330		Professional Development	\$5,042.00	\$0.00	\$5,042.00	\$899.50	\$899.50	\$3,100.50	\$1,042.00	0.00
13000	2700	53711		Other Charges	\$12,000.00	\$0.00	\$12,000.00	\$4,729.98	\$4,729.98	\$5,770.02	\$1,500.00	0.00
13000	2700	54620		Rental - Equipment and Vehicles	\$562,580.00	\$0.00	\$562,580.00	\$112,516.00	\$112,516.00	\$450,064.00	\$0.00	0.00
13000	2700	55111		Transportation Per-Capita Feeders	\$8,000.00	\$0.00	\$8,000.00	\$513.01	\$513.01	\$4,202.39	\$3,284.60	0.00
13000	2700	55112		Transportation Contractors	\$4,263,972.00	\$0.00	\$4,263,972.00	\$852,794.40	\$852,794.40	\$3,411,177.60	\$0.00	0.00
13000	2700	55200		Property/Liability Insurance	\$112,852.00	\$0.00	\$112,852.00	\$112,152.00	\$112,152.00	\$0.00	\$700.00	0.00
13000	2700	55813		Employee Travel - Non-Teachers	\$1,000.00	\$0.00	\$1,000.00	\$0.00	\$0.00	\$0.00	\$1,000.00	0.00
13000	2700	55916		Bus Inspections	\$7,000.00	\$0.00	\$7,000.00	\$0.00	\$0.00	\$3,055.50	\$3,944.50	0.00
13000	2700	56118		General Supplies and Materials	\$1,000.00	\$0.00	\$1,000.00	\$0.00	\$0.00	\$0.00	\$1,000.00	0.00
<b>13000</b>	<b>2700</b>			<b>SUBTOTAL Student Transportation</b>	<b>\$5,052,871.00</b>	<b>\$0.00</b>	<b>\$5,052,871.00</b>	<b>\$1,103,171.31</b>	<b>\$1,103,171.31</b>	<b>\$3,936,230.24</b>	<b>\$13,469.45</b>	<b>1.30</b>
<b>13000</b>	<b>2000</b>			<b>SUBTOTAL Support Services</b>	<b>\$5,052,871.00</b>	<b>\$0.00</b>	<b>\$5,052,871.00</b>	<b>\$1,103,171.31</b>	<b>\$1,103,171.31</b>	<b>\$3,936,230.24</b>	<b>\$13,469.45</b>	<b>1.30</b>
<b>13000</b>				<b>TOTAL Pupil Transportation</b>	<b>\$5,052,871.00</b>	<b>\$0.00</b>	<b>\$5,052,871.00</b>	<b>\$1,103,171.31</b>	<b>\$1,103,171.31</b>	<b>\$3,936,230.24</b>	<b>\$13,469.45</b>	<b>1.30</b>
<b>14000</b>				<b>Total Instructional Materials Sub-Fund</b>								
	1000			Instruction								
14000	1000	56107		Instructional Materials Credit - 50% Textbooks	\$769,917.00	\$0.00	\$769,917.00	\$34,200.83	\$34,200.83	\$19,532.78	\$716,183.39	0.00
14000	1000	56111		Instructional Materials Cash - 50% Textbooks	\$769,916.00	\$0.00	\$769,916.00	\$57,432.80	\$57,432.80	\$75,376.92	\$637,106.28	0.00
<b>14000</b>	<b>1000</b>			<b>SUBTOTAL Instruction</b>	<b>\$1,539,833.00</b>	<b>\$0.00</b>	<b>\$1,539,833.00</b>	<b>\$91,633.63</b>	<b>\$91,633.63</b>	<b>\$94,909.70</b>	<b>\$1,353,289.67</b>	<b>0.00</b>
<b>14000</b>				<b>TOTAL Total Instructional Materials Sub-Fund</b>	<b>\$1,539,833.00</b>	<b>\$0.00</b>	<b>\$1,539,833.00</b>	<b>\$91,633.63</b>	<b>\$91,633.63</b>	<b>\$94,909.70</b>	<b>\$1,353,289.67</b>	<b>0.00</b>
<b>21000</b>				<b>Food Services</b>								

**State of New Mexico**  
**Public School Operating Budget - Actuals Expenditure Rollup Report**  
**Gadsden 2016-2017 - First Quarter (Jul - Sep) - Expenditure**  
**Submitted**

Fund	Func	Obj	Job	Description	Budget	Adjustments	Adjusted Budget	Current Period	YTD	Encumbrance	Budget Balance	FTE
	3000			Operation of Non-Instructional Services								
	3100			Food Services Operations								
		51100		Salaries Expense								
21000	3100	51100	1114	Administrative Assistants	\$300,000.00	\$0.00	\$300,000.00	\$58,339.23	\$58,339.23	\$208,248.58	\$33,412.19	6.00
21000	3100	51100	1217	Secretarial/Clerical/Technical Assistants	\$145,000.00	\$0.00	\$145,000.00	\$31,836.41	\$31,836.41	\$95,648.98	\$17,514.61	4.00
21000	3100	51100	1611	Substitutes-Sick Leave	\$100,000.00	\$0.00	\$100,000.00	\$7,560.00	\$7,560.00	\$3,795.00	\$88,645.00	0.00
21000	3100	51100	1616	Warehouse/Delivery	\$300,000.00	\$0.00	\$300,000.00	\$44,653.38	\$44,653.38	\$164,780.55	\$90,566.07	13.00
21000	3100	51100	1617	Food Service	\$2,300,000.00	\$0.00	\$2,300,000.00	\$390,319.94	\$390,319.94	\$1,437,522.73	\$472,157.33	195.00
<b>21000</b>	<b>3100</b>	<b>51100</b>		<b>SUBTOTAL Salaries Expense</b>	<b>\$3,145,000.00</b>	<b>\$0.00</b>	<b>\$3,145,000.00</b>	<b>\$532,708.96</b>	<b>\$532,708.96</b>	<b>\$1,909,995.84</b>	<b>\$702,295.20</b>	<b>218.00</b>
		51200		Overtime Expense								
21000	3100	51200	1616	Warehouse/Delivery	\$5,000.00	\$0.00	\$5,000.00	\$0.00	\$0.00	\$0.00	\$5,000.00	0.00
21000	3100	51200	1617	Food Service	\$100,000.00	\$0.00	\$100,000.00	\$13,464.40	\$13,464.40	\$5,945.11	\$80,590.49	0.00
<b>21000</b>	<b>3100</b>	<b>51200</b>		<b>SUBTOTAL Overtime Expense</b>	<b>\$105,000.00</b>	<b>\$0.00</b>	<b>\$105,000.00</b>	<b>\$13,464.40</b>	<b>\$13,464.40</b>	<b>\$5,945.11</b>	<b>\$85,590.49</b>	<b>0.00</b>
		51300		Additional Compensation								
21000	3100	51300	1617	Food Service	\$80,000.00	\$0.00	\$80,000.00	\$0.00	\$0.00	\$0.00	\$80,000.00	0.00
<b>21000</b>	<b>3100</b>	<b>51300</b>		<b>SUBTOTAL Additional Compensation</b>	<b>\$80,000.00</b>	<b>\$0.00</b>	<b>\$80,000.00</b>	<b>\$0.00</b>	<b>\$0.00</b>	<b>\$0.00</b>	<b>\$80,000.00</b>	<b>0.00</b>
21000	3100	52111		Educational Retirement	\$360,000.00	\$0.00	\$360,000.00	\$74,812.96	\$74,812.96	\$254,212.61	\$30,974.43	0.00
21000	3100	52112		ERA - Retiree Health	\$70,000.00	\$0.00	\$70,000.00	\$10,764.09	\$10,764.09	\$36,575.85	\$22,660.06	0.00
21000	3100	52210		FICA Payments	\$210,000.00	\$0.00	\$210,000.00	\$31,816.35	\$31,816.35	\$105,592.54	\$72,591.11	0.00
21000	3100	52220		Medicare Payments	\$50,000.00	\$0.00	\$50,000.00	\$7,440.73	\$7,440.73	\$24,693.51	\$17,865.76	0.00
21000	3100	52311		Health and Medical Premiums	\$430,000.00	\$0.00	\$430,000.00	\$64,624.14	\$64,624.14	\$280,979.91	\$84,395.95	0.00
21000	3100	52312		Life	\$30,000.00	\$0.00	\$30,000.00	\$1,774.95	\$1,774.95	\$7,843.05	\$20,382.00	0.00
21000	3100	52313		Dental	\$30,000.00	\$0.00	\$30,000.00	\$3,260.70	\$3,260.70	\$14,127.61	\$12,611.69	0.00
21000	3100	52314		Vision	\$8,000.00	\$0.00	\$8,000.00	\$714.70	\$714.70	\$3,094.66	\$4,190.64	0.00
21000	3100	52315		Disability	\$5,000.00	\$0.00	\$5,000.00	\$526.80	\$526.80	\$2,330.43	\$2,142.77	0.00
21000	3100	52500		Unemployment Compensation	\$7,000.00	\$0.00	\$7,000.00	\$509.47	\$509.47	\$1,719.13	\$4,771.40	0.00
21000	3100	52710		Workers Compensation Premium	\$55,000.00	\$0.00	\$55,000.00	\$9,640.86	\$9,640.86	\$32,509.28	\$12,849.86	0.00
21000	3100	52720		Workers Compensation Employer's Fee	\$4,000.00	\$0.00	\$4,000.00	\$411.67	\$411.67	\$1,161.42	\$2,426.91	0.00
21000	3100	53330		Professional Development	\$16,000.00	\$0.00	\$16,000.00	\$297.00	\$297.00	\$1,200.00	\$14,503.00	0.00
21000	3100	53414		Other Services	\$180,000.00	\$0.00	\$180,000.00	\$444.68	\$444.68	\$23,406.64	\$156,148.68	0.00
21000	3100	53711		Other Charges	\$15,000.00	\$0.00	\$15,000.00	\$5,577.50	\$5,577.50	\$250.25	\$9,172.25	0.00
21000	3100	54311		Maintenance & Repair - Furniture/Fixtures/Equipment	\$50,000.00	\$0.00	\$50,000.00	\$77,703.06	\$77,703.06	\$21,770.47	(\$49,473.53)	0.00
21000	3100	54312		Maintenance & Repair - Buildings and Grounds	\$20,000.00	\$0.00	\$20,000.00	\$0.00	\$0.00	\$0.00	\$20,000.00	0.00
21000	3100	54313		Maintenance & Repair - Vehicles	\$30,000.00	\$0.00	\$30,000.00	\$451.30	\$451.30	\$7,168.46	\$22,380.24	0.00
21000	3100	54411		Electricity	\$125,000.00	\$0.00	\$125,000.00	\$0.00	\$0.00	\$0.00	\$125,000.00	0.00
21000	3100	54412		Natural Gas (Buildings)	\$50,000.00	\$0.00	\$50,000.00	\$0.00	\$0.00	\$0.00	\$50,000.00	0.00
21000	3100	54415		Water/Sewage	\$50,000.00	\$0.00	\$50,000.00	\$0.00	\$0.00	\$16,700.00	\$33,300.00	0.00
21000	3100	54416		Communication Services	\$35,000.00	\$0.00	\$35,000.00	\$2,557.30	\$2,557.30	\$15,987.41	\$16,455.29	0.00
21000	3100	55813		Employee Travel - Non-Teachers	\$50,000.00	\$0.00	\$50,000.00	\$3,446.12	\$3,446.12	\$0.00	\$46,553.88	0.00
21000	3100	55915		Other Contract Services	\$50,000.00	\$0.00	\$50,000.00	\$0.00	\$0.00	\$0.00	\$50,000.00	0.00

**State of New Mexico**  
**Public School Operating Budget - Actuals Expenditure Rollup Report**  
**Gadsden 2016-2017 - First Quarter (Jul - Sep) - Expenditure**  
**Submitted**

Fund	Func	Obj	Job Description	Budget	Adjustments	Adjusted Budget	Current Period	YTD	Encumbrance	Budget Balance	FTE
21000	3100	56113	Software	\$250,000.00	\$0.00	\$250,000.00	\$2,350.70	\$2,350.70	\$54,447.90	\$193,201.40	0.00
21000	3100	56116	Food	\$11,212,267.00	\$0.00	\$11,212,267.00	\$732,254.47	\$732,254.47	\$3,431,337.70	\$7,048,674.83	0.00
21000	3100	56117	Non-Food	\$750,000.00	\$0.00	\$750,000.00	\$46,288.65	\$46,288.65	\$415,830.92	\$287,880.43	0.00
21000	3100	56118	General Supplies and Materials	\$250,000.00	\$0.00	\$250,000.00	\$23,649.90	\$23,649.90	\$73,997.39	\$152,352.71	0.00
21000	3100	57311	Vehicles General	\$400,000.00	\$0.00	\$400,000.00	\$0.00	\$0.00	\$118,590.00	\$281,410.00	0.00
21000	3100	57331	Fixed Assets (more than \$5,000)	\$350,000.00	\$0.00	\$350,000.00	\$0.00	\$0.00	\$62,145.00	\$287,855.00	0.00
21000	3100	57332	Supply Assets (\$5,000 or less)	\$400,000.00	\$0.00	\$400,000.00	\$3,119.95	\$3,119.95	\$3,963.24	\$392,916.81	0.00
<b>21000</b>	<b>3100</b>		<b>SUBTOTAL Food Services</b>	<b>\$18,872,267.00</b>	<b>\$0.00</b>	<b>\$18,872,267.00</b>	<b>\$1,650,611.41</b>	<b>\$1,650,611.41</b>	<b>\$6,927,576.33</b>	<b>\$10,294,079.26</b>	<b>218.00</b>
			<b>Operations</b>								
<b>21000</b>	<b>3000</b>		<b>SUBTOTAL Operation of</b>	<b>\$18,872,267.00</b>	<b>\$0.00</b>	<b>\$18,872,267.00</b>	<b>\$1,650,611.41</b>	<b>\$1,650,611.41</b>	<b>\$6,927,576.33</b>	<b>\$10,294,079.26</b>	<b>218.00</b>
			<b>Non-Instructional</b>								
			<b>Services</b>								
<b>21000</b>			<b>TOTAL Food Services</b>	<b>\$18,872,267.00</b>	<b>\$0.00</b>	<b>\$18,872,267.00</b>	<b>\$1,650,611.41</b>	<b>\$1,650,611.41</b>	<b>\$6,927,576.33</b>	<b>\$10,294,079.26</b>	<b>218.00</b>
<b>22000</b>			<b>Athletics</b>								
	<b>1000</b>		<b>Instruction</b>								
22000	1000	53330	Professional Development	\$10,500.00	\$0.00	\$10,500.00	\$0.00	\$0.00	\$0.00	\$10,500.00	0.00
22000	1000	53711	Other Charges	\$21,425.00	\$0.00	\$21,425.00	\$0.00	\$0.00	\$0.00	\$21,425.00	0.00
22000	1000	54311	Maintenance & Repair - Furniture/Fixtures/Equipment	\$12,000.00	\$0.00	\$12,000.00	\$1,083.27	\$1,083.27	\$3,050.60	\$7,866.13	0.00
22000	1000	55813	Employee Travel - Non-Teachers	\$1,000.00	\$0.00	\$1,000.00	\$0.00	\$0.00	\$0.00	\$1,000.00	0.00
22000	1000	55817	Student Travel	\$275,000.00	\$0.00	\$275,000.00	\$0.00	\$0.00	\$0.00	\$275,000.00	0.00
22000	1000	55915	Other Contract Services	\$2,500.00	\$0.00	\$2,500.00	\$0.00	\$0.00	\$0.00	\$2,500.00	0.00
22000	1000	56118	General Supplies and Materials	\$383,357.00	\$0.00	\$383,357.00	\$451.66	\$451.66	\$0.00	\$382,905.34	0.00
22000	1000	57332	Supply Assets (\$5,000 or less)	\$25,000.00	\$0.00	\$25,000.00	\$0.00	\$0.00	\$0.00	\$25,000.00	0.00
<b>22000</b>	<b>1000</b>		<b>SUBTOTAL Instruction</b>	<b>\$730,782.00</b>	<b>\$0.00</b>	<b>\$730,782.00</b>	<b>\$1,534.93</b>	<b>\$1,534.93</b>	<b>\$3,050.60</b>	<b>\$726,196.47</b>	<b>0.00</b>
<b>22000</b>			<b>TOTAL Athletics</b>	<b>\$730,782.00</b>	<b>\$0.00</b>	<b>\$730,782.00</b>	<b>\$1,534.93</b>	<b>\$1,534.93</b>	<b>\$3,050.60</b>	<b>\$726,196.47</b>	<b>0.00</b>
<b>23000</b>			<b>Non-Instructional</b>								
			<b>Support</b>								
	<b>1000</b>		<b>Instruction</b>								
		<b>51300</b>	<b>Additional Compensation</b>								
23000	1000	51300	1624 Activities Salary	\$30,000.00	\$0.00	\$30,000.00	\$142.77	\$142.77	\$0.00	\$29,857.23	0.00
<b>23000</b>	<b>1000</b>	<b>51300</b>	<b>SUBTOTAL Additional</b>	<b>\$30,000.00</b>	<b>\$0.00</b>	<b>\$30,000.00</b>	<b>\$142.77</b>	<b>\$142.77</b>	<b>\$0.00</b>	<b>\$29,857.23</b>	<b>0.00</b>
			<b>Compensation</b>								
23000	1000	52111	Educational Retirement	\$10,000.00	\$0.00	\$10,000.00	\$19.84	\$19.84	\$0.00	\$9,980.16	0.00
23000	1000	52112	ERA - Retiree Health	\$10,000.00	\$0.00	\$10,000.00	\$2.87	\$2.87	\$0.00	\$9,997.13	0.00
23000	1000	52210	FICA Payments	\$10,000.00	\$0.00	\$10,000.00	\$8.31	\$8.31	\$0.00	\$9,991.69	0.00
23000	1000	52220	Medicare Payments	\$10,000.00	\$0.00	\$10,000.00	\$1.95	\$1.95	\$0.00	\$9,998.05	0.00
23000	1000	52500	Unemployment Compensation	\$0.00	\$0.00	\$0.00	\$0.14	\$0.14	\$0.00	(\$0.14)	0.00
23000	1000	52710	Workers Compensation Premium	\$0.00	\$0.00	\$0.00	\$2.50	\$2.50	\$0.00	(\$2.50)	0.00
23000	1000	53330	Professional Development	\$10,000.00	\$0.00	\$10,000.00	\$0.00	\$0.00	\$0.00	\$10,000.00	0.00
23000	1000	53711	Other Charges	\$100,000.00	\$0.00	\$100,000.00	\$6,609.00	\$6,609.00	\$8,096.00	\$85,295.00	0.00
23000	1000	55813	Employee Travel - Non-Teachers	\$10,000.00	\$0.00	\$10,000.00	\$0.00	\$0.00	\$0.00	\$10,000.00	0.00
23000	1000	55817	Student Travel	\$100,000.00	\$0.00	\$100,000.00	\$6,549.74	\$6,549.74	\$0.00	\$93,450.26	0.00

**State of New Mexico**  
**Public School Operating Budget - Actuals Expenditure Rollup Report**  
**Gadsden 2016-2017 - First Quarter (Jul - Sep) - Expenditure**  
**Submitted**

Fund	Func	Obj	Job Description	Budget	Adjustments	Adjusted Budget	Current Period	YTD	Encumbrance	Budget Balance	FTE
23000	1000	55819	Employee Travel - Teachers	\$10,000.00	\$0.00	\$10,000.00	\$761.40	\$761.40	\$0.00	\$9,238.60	0.00
23000	1000	55915	Other Contract Services	\$30,000.00	\$0.00	\$30,000.00	\$339.00	\$339.00	\$184.80	\$29,476.20	0.00
23000	1000	56118	General Supplies and Materials	\$480,598.00	\$0.00	\$480,598.00	\$52,197.03	\$52,197.03	\$64,673.12	\$363,727.85	0.00
23000	1000	57331	Fixed Assets (more than \$5,000)	\$10,000.00	\$0.00	\$10,000.00	\$0.00	\$0.00	\$0.00	\$10,000.00	0.00
23000	1000	57332	Supply Assets (\$5,000 or less)	\$100,000.00	\$0.00	\$100,000.00	\$4,659.27	\$4,659.27	\$149.98	\$95,190.75	0.00
<b>23000</b>	<b>1000</b>		<b>SUBTOTAL Instruction</b>	<b>\$920,598.00</b>	<b>\$0.00</b>	<b>\$920,598.00</b>	<b>\$71,293.82</b>	<b>\$71,293.82</b>	<b>\$73,103.90</b>	<b>\$776,200.28</b>	<b>0.00</b>
<b>23000</b>			<b>TOTAL Non-Instructional Support</b>	<b>\$920,598.00</b>	<b>\$0.00</b>	<b>\$920,598.00</b>	<b>\$71,293.82</b>	<b>\$71,293.82</b>	<b>\$73,103.90</b>	<b>\$776,200.28</b>	<b>0.00</b>
<b>24000</b>			<b>Federal Flow-through Grants</b>								
<b>24101</b>			<b>Title I - IASA Instruction</b>								
	<b>1000</b>		<b>Salaries Expense</b>								
24101	1000	51100	1411 Teachers-Grades 1-12	\$3,330,000.00	\$0.00	\$3,330,000.00	\$524,257.99	\$524,257.99	\$2,359,169.90	\$446,572.11	57.25
24101	1000	51100	1610 Substitutes Professional Development	\$85,000.00	\$0.00	\$85,000.00	\$0.00	\$0.00	\$0.00	\$85,000.00	0.00
24101	1000	51100	1711 Instructional Assistants-Grades 1-12	\$175,000.00	\$0.00	\$175,000.00	\$13,831.50	\$13,831.50	\$70,032.59	\$91,135.91	8.00
<b>24101</b>	<b>1000</b>	<b>51100</b>	<b>SUBTOTAL Salaries Expense</b>	<b>\$3,590,000.00</b>	<b>\$0.00</b>	<b>\$3,590,000.00</b>	<b>\$538,089.49</b>	<b>\$538,089.49</b>	<b>\$2,429,202.49</b>	<b>\$622,708.02</b>	<b>65.25</b>
		<b>51300</b>	<b>Additional Compensation</b>								
24101	1000	51300	1411 Teachers-Grades 1-12	\$20,000.00	\$0.00	\$20,000.00	\$0.00	\$0.00	\$0.00	\$20,000.00	0.00
<b>24101</b>	<b>1000</b>	<b>51300</b>	<b>SUBTOTAL Additional Compensation</b>	<b>\$20,000.00</b>	<b>\$0.00</b>	<b>\$20,000.00</b>	<b>\$0.00</b>	<b>\$0.00</b>	<b>\$0.00</b>	<b>\$20,000.00</b>	<b>0.00</b>
24101	1000	52111	Educational Retirement	\$500,400.00	\$0.00	\$500,400.00	\$74,794.55	\$74,794.55	\$337,528.02	\$88,077.43	0.00
24101	1000	52112	ERA - Retiree Health	\$72,000.00	\$0.00	\$72,000.00	\$10,761.88	\$10,761.88	\$48,565.76	\$12,672.36	0.00
24101	1000	52210	FICA Payments	\$223,200.00	\$0.00	\$223,200.00	\$31,233.20	\$31,233.20	\$140,730.73	\$51,236.07	0.00
24101	1000	52220	Medicare Payments	\$50,000.00	\$0.00	\$50,000.00	\$7,304.68	\$7,304.68	\$32,913.60	\$9,781.72	0.00
24101	1000	52311	Health and Medical Premiums	\$350,000.00	\$0.00	\$350,000.00	\$42,695.44	\$42,695.44	\$199,662.35	\$107,642.21	0.00
24101	1000	52312	Life	\$5,000.00	\$0.00	\$5,000.00	\$594.59	\$594.59	\$2,695.70	\$1,709.71	0.00
24101	1000	52313	Dental	\$20,000.00	\$0.00	\$20,000.00	\$2,997.18	\$2,997.18	\$13,248.79	\$3,754.03	0.00
24101	1000	52314	Vision	\$4,000.00	\$0.00	\$4,000.00	\$499.30	\$499.30	\$2,219.22	\$1,281.48	0.00
24101	1000	52315	Disability	\$2,900.00	\$0.00	\$2,900.00	\$301.12	\$301.12	\$1,486.10	\$1,112.78	0.00
24101	1000	52500	Unemployment Compensation	\$4,522.00	\$0.00	\$4,522.00	\$500.61	\$500.61	\$2,259.02	\$1,762.37	0.00
24101	1000	52710	Workers Compensation Premium	\$55,000.00	\$0.00	\$55,000.00	\$9,475.91	\$9,475.91	\$42,762.10	\$2,761.99	0.00
24101	1000	52720	Workers Compensation Employer's Fee	\$1,000.00	\$0.00	\$1,000.00	\$133.79	\$133.79	\$401.56	\$464.65	0.00
24101	1000	53330	Professional Development	\$100,000.00	\$0.00	\$100,000.00	\$1,497.72	\$1,497.72	\$0.00	\$98,502.28	0.00
24101	1000	53414	Other Services	\$5,000.00	\$0.00	\$5,000.00	\$0.00	\$0.00	\$0.00	\$5,000.00	0.00
24101	1000	53711	Other Charges	\$2,000.00	\$0.00	\$2,000.00	\$0.00	\$0.00	\$0.00	\$2,000.00	0.00
24101	1000	55817	Student Travel	\$275,000.00	\$0.00	\$275,000.00	\$0.00	\$0.00	\$230,000.00	\$45,000.00	0.00
24101	1000	55819	Employee Travel - Teachers	\$100.00	\$0.00	\$100.00	\$0.00	\$0.00	\$0.00	\$100.00	0.00
24101	1000	55915	Other Contract Services	\$3,000.00	\$0.00	\$3,000.00	\$0.00	\$0.00	\$0.00	\$3,000.00	0.00
24101	1000	56113	Software	\$100,000.00	\$0.00	\$100,000.00	\$26,097.26	\$26,097.26	\$199,549.86	(\$125,647.12)	0.00
24101	1000	56118	General Supplies and Materials	\$378,000.00	\$0.00	\$378,000.00	\$0.00	\$0.00	\$12,830.13	\$365,169.87	0.00
24101	1000	57332	Supply Assets (\$5,000 or less)	\$50,000.00	\$0.00	\$50,000.00	\$0.00	\$0.00	\$0.00	\$50,000.00	0.00

**State of New Mexico**  
**Public School Operating Budget - Actuals Expenditure Rollup Report**  
**Gadsden 2016-2017 - First Quarter (Jul - Sep) - Expenditure**  
**Submitted**

Fund	Func	Obj	Job	Description	Budget	Adjustments	Adjusted Budget	Current Period	YTD	Encumbrance	Budget Balance	FTE
24101	1000			<b>SUBTOTAL Instruction</b>	\$5,811,122.00	\$0.00	\$5,811,122.00	\$746,976.72	\$746,976.72	\$3,696,055.43	\$1,368,089.85	65.25
	2000			<b>Support Services</b>								
	2100			<b>Support Services-Students</b>								
		51100		<b>Salaries Expense</b>								
24101	2100	51100	1211	Coordinator/Subject Matter Specialist	\$59,000.00	\$0.00	\$59,000.00	\$13,732.02	\$13,732.02	\$41,195.98	\$4,072.00	1.00
24101	2100	51100	1214	Guidance Counselors/Social Workers	\$445,000.00	\$0.00	\$445,000.00	\$84,110.40	\$84,110.40	\$319,619.02	\$41,270.58	10.00
24101	2100	51100	1218	School/Student Support	\$100,000.00	\$0.00	\$100,000.00	\$19,014.80	\$19,014.80	\$60,949.33	\$20,035.87	6.00
24101	2100	51100		<b>SUBTOTAL Salaries Expense</b>	<b>\$604,000.00</b>	<b>\$0.00</b>	<b>\$604,000.00</b>	<b>\$116,857.22</b>	<b>\$116,857.22</b>	<b>\$421,764.33</b>	<b>\$65,378.45</b>	<b>17.00</b>
24101	2100	52111		Educational Retirement	\$81,315.00	\$0.00	\$81,315.00	\$16,243.22	\$16,243.22	\$58,625.54	\$6,446.24	0.00
24101	2100	52112		ERA - Retiree Health	\$11,000.00	\$0.00	\$11,000.00	\$2,337.19	\$2,337.19	\$8,435.34	\$227.47	0.00
24101	2100	52210		FICA Payments	\$40,000.00	\$0.00	\$40,000.00	\$6,600.12	\$6,600.12	\$23,677.31	\$9,722.57	0.00
24101	2100	52220		Medicare Payments	\$8,500.00	\$0.00	\$8,500.00	\$1,543.63	\$1,543.63	\$5,538.03	\$1,418.34	0.00
24101	2100	52311		Health and Medical Premiums	\$90,000.00	\$0.00	\$90,000.00	\$17,069.10	\$17,069.10	\$65,402.37	\$7,528.53	0.00
24101	2100	52312		Life	\$900.00	\$0.00	\$900.00	\$178.60	\$178.60	\$627.45	\$93.95	0.00
24101	2100	52313		Dental	\$5,500.00	\$0.00	\$5,500.00	\$896.90	\$896.90	\$3,312.71	\$1,290.39	0.00
24101	2100	52314		Vision	\$600.00	\$0.00	\$600.00	\$81.10	\$81.10	\$270.95	\$247.95	0.00
24101	2100	52315		Disability	\$600.00	\$0.00	\$600.00	\$84.45	\$84.45	\$275.86	\$239.69	0.00
24101	2100	52500		Unemployment Compensation	\$1,300.00	\$0.00	\$1,300.00	\$108.76	\$108.76	\$392.61	\$798.63	0.00
24101	2100	52710		Workers Compensation Premium	\$10,000.00	\$0.00	\$10,000.00	\$2,057.89	\$2,057.89	\$7,427.38	\$514.73	0.00
24101	2100	52720		Workers Compensation Employer's Fee	\$200.00	\$0.00	\$200.00	\$33.50	\$33.50	\$93.60	\$72.90	0.00
24101	2100	53330		Professional Development	\$15,000.00	\$0.00	\$15,000.00	\$0.00	\$0.00	\$2,980.00	\$12,020.00	0.00
24101	2100	53414		Other Services	\$5,000.00	\$0.00	\$5,000.00	\$1,000.00	\$1,000.00	\$2,815.00	\$1,185.00	0.00
24101	2100	53711		Other Charges	\$500.00	\$0.00	\$500.00	\$0.00	\$0.00	\$0.00	\$500.00	0.00
24101	2100	54311		Maintenance & Repair - Furniture/Fixtures/Equipment	\$0.00	\$0.00	\$0.00	\$372.95	\$372.95	\$3,033.64	(\$3,406.59)	0.00
24101	2100	54620		Rental - Equipment and Vehicles	\$50.00	\$0.00	\$50.00	\$0.00	\$0.00	\$0.00	\$50.00	0.00
24101	2100	55813		Employee Travel - Non-Teachers	\$20,000.00	\$0.00	\$20,000.00	\$996.48	\$996.48	\$7,055.50	\$11,948.02	0.00
24101	2100	56118		General Supplies and Materials	\$15,000.00	\$0.00	\$15,000.00	\$0.00	\$0.00	\$0.00	\$15,000.00	0.00
24101	2100	57332		Supply Assets (\$5,000 or less)	\$5,000.00	\$0.00	\$5,000.00	\$0.00	\$0.00	\$0.00	\$5,000.00	0.00
24101	2100			<b>SUBTOTAL Support Services-Students</b>	<b>\$914,465.00</b>	<b>\$0.00</b>	<b>\$914,465.00</b>	<b>\$166,461.11</b>	<b>\$166,461.11</b>	<b>\$611,727.62</b>	<b>\$136,276.27</b>	<b>17.00</b>
	2200			<b>Support Services-Instruction</b>								
		51100		<b>Salaries Expense</b>								
24101	2200	51100	1211	Coordinator/Subject Matter Specialist	\$70,000.00	\$0.00	\$70,000.00	\$17,158.32	\$17,158.32	\$51,474.86	\$1,366.82	0.85
24101	2200	51100	1213	Library/Media Assistants	\$30,000.00	\$0.00	\$30,000.00	\$0.00	\$0.00	\$0.00	\$30,000.00	0.00
24101	2200	51100	1217	Secretarial/Clerical/Technical Assistants	\$198,000.00	\$0.00	\$198,000.00	\$36,785.13	\$36,785.13	\$122,818.78	\$38,396.09	10.20
24101	2200	51100		<b>SUBTOTAL Salaries Expense</b>	<b>\$298,000.00</b>	<b>\$0.00</b>	<b>\$298,000.00</b>	<b>\$53,943.45</b>	<b>\$53,943.45</b>	<b>\$174,293.64</b>	<b>\$69,762.91</b>	<b>11.05</b>
24101	2200	52111		Educational Retirement	\$40,000.00	\$0.00	\$40,000.00	\$7,498.13	\$7,498.13	\$22,074.68	\$10,427.19	0.00
24101	2200	52112		ERA - Retiree Health	\$6,290.00	\$0.00	\$6,290.00	\$1,078.85	\$1,078.85	\$3,176.10	\$2,035.05	0.00
24101	2200	52210		FICA Payments	\$20,000.00	\$0.00	\$20,000.00	\$2,947.59	\$2,947.59	\$8,803.30	\$8,249.11	0.00
24101	2200	52220		Medicare Payments	\$3,500.00	\$0.00	\$3,500.00	\$689.34	\$689.34	\$2,058.87	\$751.79	0.00
24101	2200	52311		Health and Medical Premiums	\$59,000.00	\$0.00	\$59,000.00	\$12,473.71	\$12,473.71	\$13,610.22	\$32,916.07	0.00
24101	2200	52312		Life	\$700.00	\$0.00	\$700.00	\$113.49	\$113.49	\$286.60	\$299.91	0.00

**State of New Mexico**  
**Public School Operating Budget - Actuals Expenditure Rollup Report**  
**Gadsden 2016-2017 - First Quarter (Jul - Sep) - Expenditure**  
**Submitted**

Fund	Func	Obj	Job Description	Budget	Adjustments	Adjusted Budget	Current Period	YTD	Encumbrance	Budget Balance	FTE
24101	2200	52313	Dental	\$3,500.00	\$0.00	\$3,500.00	\$610.63	\$610.63	\$480.28	\$2,409.09	0.00
24101	2200	52314	Vision	\$800.00	\$0.00	\$800.00	\$109.88	\$109.88	\$123.32	\$566.80	0.00
24101	2200	52315	Disability	\$275.00	\$0.00	\$275.00	\$28.25	\$28.25	\$107.35	\$139.40	0.00
24101	2200	52500	Unemployment Compensation	\$750.00	\$0.00	\$750.00	\$50.12	\$50.12	\$147.60	\$552.28	0.00
24101	2200	52710	Workers Compensation Premium	\$4,750.00	\$0.00	\$4,750.00	\$949.97	\$949.97	\$2,796.70	\$1,003.33	0.00
24101	2200	52720	Workers Compensation Employer's Fee	\$150.00	\$0.00	\$150.00	\$15.59	\$15.59	\$45.18	\$89.23	0.00
24101	2200	53330	Professional Development	\$8,000.00	\$0.00	\$8,000.00	\$105.00	\$105.00	\$0.00	\$7,895.00	0.00
24101	2200	53414	Other Services	\$50.00	\$0.00	\$50.00	\$0.00	\$0.00	\$0.00	\$50.00	0.00
24101	2200	53711	Other Charges	\$50.00	\$0.00	\$50.00	\$0.00	\$0.00	\$0.00	\$50.00	0.00
24101	2200	54311	Maintenance & Repair - Furniture/Fixtures/Equipment	\$32,970.00	\$0.00	\$32,970.00	\$4,562.30	\$4,562.30	\$23,323.03	\$5,084.67	0.00
24101	2200	55813	Employee Travel - Non-Teachers	\$3,000.00	\$0.00	\$3,000.00	(\$98.88)	(\$98.88)	\$0.00	\$3,098.88	0.00
24101	2200	56118	General Supplies and Materials	\$21,994.00	\$0.00	\$21,994.00	\$0.00	\$0.00	\$0.00	\$21,994.00	0.00
24101	2200	57332	Supply Assets (\$5,000 or less)	\$16,000.00	\$0.00	\$16,000.00	\$0.00	\$0.00	\$0.00	\$16,000.00	0.00
<b>24101</b>	<b>2200</b>		<b>SUBTOTAL Support Services-Instruction</b>	<b>\$519,779.00</b>	<b>\$0.00</b>	<b>\$519,779.00</b>	<b>\$85,077.42</b>	<b>\$85,077.42</b>	<b>\$251,326.87</b>	<b>\$183,374.71</b>	<b>11.05</b>
	<b>2300</b>		<b>Support Services-General Administration</b>								
24101	2300	53713	Indirect Costs - Program Administration	\$132,766.00	\$0.00	\$132,766.00	\$18,363.78	\$18,363.78	\$0.00	\$114,402.22	0.00
<b>24101</b>	<b>2300</b>		<b>SUBTOTAL Support Services-General Administration</b>	<b>\$132,766.00</b>	<b>\$0.00</b>	<b>\$132,766.00</b>	<b>\$18,363.78</b>	<b>\$18,363.78</b>	<b>\$0.00</b>	<b>\$114,402.22</b>	<b>0.00</b>
	<b>2400</b>		<b>Support Services-School Administration</b>								
24101	2400	53330	Professional Development	\$2,000.00	\$0.00	\$2,000.00	\$0.00	\$0.00	\$0.00	\$2,000.00	0.00
<b>24101</b>	<b>2400</b>		<b>SUBTOTAL Support Services-School Administration</b>	<b>\$2,000.00</b>	<b>\$0.00</b>	<b>\$2,000.00</b>	<b>\$0.00</b>	<b>\$0.00</b>	<b>\$0.00</b>	<b>\$2,000.00</b>	<b>0.00</b>
	<b>2500</b>		<b>Central Services</b>								
		<b>51100</b>	<b>Salaries Expense</b>								
24101	2500	51100	1511 Data Processing	\$222,500.00	\$0.00	\$222,500.00	\$48,151.47	\$48,151.47	\$144,415.84	\$29,932.69	7.00
<b>24101</b>	<b>2500</b>	<b>51100</b>	<b>SUBTOTAL Salaries Expense</b>	<b>\$222,500.00</b>	<b>\$0.00</b>	<b>\$222,500.00</b>	<b>\$48,151.47</b>	<b>\$48,151.47</b>	<b>\$144,415.84</b>	<b>\$29,932.69</b>	<b>7.00</b>
24101	2500	52111	Educational Retirement	\$28,000.00	\$0.00	\$28,000.00	\$6,693.11	\$6,693.11	\$20,073.93	\$1,232.96	0.00
24101	2500	52112	ERA - Retiree Health	\$4,200.00	\$0.00	\$4,200.00	\$963.18	\$963.18	\$2,888.75	\$348.07	0.00
24101	2500	52210	FICA Payments	\$14,000.00	\$0.00	\$14,000.00	\$2,948.40	\$2,948.40	\$8,837.21	\$2,214.39	0.00
24101	2500	52220	Medicare Payments	\$3,045.00	\$0.00	\$3,045.00	\$689.69	\$689.69	\$2,067.06	\$288.25	0.00
24101	2500	52311	Health and Medical Premiums	\$18,000.00	\$0.00	\$18,000.00	\$871.32	\$871.32	\$2,754.72	\$14,373.96	0.00
24101	2500	52312	Life	\$500.00	\$0.00	\$500.00	\$98.70	\$98.70	\$296.10	\$105.20	0.00
24101	2500	52313	Dental	\$850.00	\$0.00	\$850.00	\$24.54	\$24.54	\$73.62	\$751.84	0.00
24101	2500	52314	Vision	\$500.00	\$0.00	\$500.00	\$36.72	\$36.72	\$110.16	\$353.12	0.00
24101	2500	52315	Disability	\$2,000.00	\$0.00	\$2,000.00	\$0.00	\$0.00	\$0.00	\$2,000.00	0.00
24101	2500	52500	Unemployment Compensation	\$300.00	\$0.00	\$300.00	\$44.74	\$44.74	\$134.18	\$121.08	0.00
24101	2500	52710	Workers Compensation Premium	\$4,000.00	\$0.00	\$4,000.00	\$848.09	\$848.09	\$2,543.57	\$608.34	0.00
24101	2500	52720	Workers Compensation Employer's Fee	\$100.00	\$0.00	\$100.00	\$15.53	\$15.53	\$46.59	\$37.88	0.00



**State of New Mexico**  
**Public School Operating Budget - Actuals Expenditure Rollup Report**  
**Gadsden 2016-2017 - First Quarter (Jul - Sep) - Expenditure**  
**Submitted**

Fund	Func	Obj	Job	Description	Budget	Adjustments	Adjusted Budget	Current Period	YTD	Encumbrance	Budget Balance	FTE
24101	2500			<b>SUBTOTAL Central Services</b>	\$297,995.00	\$0.00	\$297,995.00	\$61,385.49	\$61,385.49	\$184,241.73	\$52,367.78	7.00
	2600			<b>Operation &amp; Maintenance of Plant</b>								
24101	2600	54313		Maintenance & Repair - Vehicles	\$12,000.00	\$0.00	\$12,000.00	\$359.95	\$359.95	\$0.00	\$11,640.05	0.00
24101	2600	54416		Communication Services	\$15,000.00	\$0.00	\$15,000.00	\$1,229.37	\$1,229.37	\$9,570.63	\$4,200.00	0.00
24101	2600	56118		General Supplies and Materials	\$10,000.00	\$0.00	\$10,000.00	\$0.00	\$0.00	\$0.00	\$10,000.00	0.00
24101	2600	56215		Tires/Tubes	\$2,000.00	\$0.00	\$2,000.00	\$0.00	\$0.00	\$0.00	\$2,000.00	0.00
24101	2600			<b>SUBTOTAL Operation &amp; Maintenance of Plant</b>	\$39,000.00	\$0.00	\$39,000.00	\$1,589.32	\$1,589.32	\$9,570.63	\$27,840.05	0.00
	2700			<b>Student Transportation</b>								
24101	2700	55112		Transportation Contractors	\$90,000.00	\$0.00	\$90,000.00	\$0.00	\$0.00	\$0.00	\$90,000.00	0.00
24101	2700			<b>SUBTOTAL Student Transportation</b>	\$90,000.00	\$0.00	\$90,000.00	\$0.00	\$0.00	\$0.00	\$90,000.00	0.00
24101	2000			<b>SUBTOTAL Support Services</b>	\$1,996,005.00	\$0.00	\$1,996,005.00	\$332,877.12	\$332,877.12	\$1,056,866.85	\$606,261.03	35.05
24101				<b>TOTAL Title I - IASA</b>	\$7,807,127.00	\$0.00	\$7,807,127.00	\$1,079,853.84	\$1,079,853.84	\$4,752,922.28	\$1,974,350.88	100.30
24103				<b>Migrant Children Education</b>								
	1000			<b>Instruction</b>								
24103	1000	55817		Student Travel	\$4,000.00	\$15,000.00	\$19,000.00	\$0.00	\$0.00	\$0.00	\$19,000.00	0.00
24103	1000	56118		General Supplies and Materials	\$8,000.00	\$25,052.00	\$33,052.00	\$0.00	\$0.00	\$6,863.30	\$26,188.70	0.00
24103	1000	57332		Supply Assets (\$5,000 or less)	\$0.00	\$51,597.00	\$51,597.00	\$0.00	\$0.00	\$0.00	\$51,597.00	0.00
24103	1000			<b>SUBTOTAL Instruction</b>	\$12,000.00	\$91,649.00	\$103,649.00	\$0.00	\$0.00	\$6,863.30	\$96,785.70	0.00
	2000			<b>Support Services</b>								
	2100			<b>Support Services-Students</b>								
		51100		<b>Salaries Expense</b>								
24103	2100	51100	1211	Coordinator/Subject Matter Specialist	\$9,000.00	\$0.00	\$9,000.00	\$0.00	\$0.00	\$0.00	\$9,000.00	0.00
24103	2100	51100		<b>SUBTOTAL Salaries Expense</b>	\$9,000.00	\$0.00	\$9,000.00	\$0.00	\$0.00	\$0.00	\$9,000.00	0.00
		51300		<b>Additional Compensation</b>								
24103	2100	51300	1214	Guidance Counselors/Social Workers	\$40,000.00	\$0.00	\$40,000.00	\$3,478.20	\$3,478.20	\$16,521.80	\$20,000.00	0.00
24103	2100	51300		<b>SUBTOTAL Additional Compensation</b>	\$40,000.00	\$0.00	\$40,000.00	\$3,478.20	\$3,478.20	\$16,521.80	\$20,000.00	0.00
24103	2100	52111		Educational Retirement	\$8,000.00	\$0.00	\$8,000.00	\$483.40	\$483.40	\$2,296.20	\$5,220.40	0.00
24103	2100	52112		ERA - Retiree Health	\$1,500.00	\$0.00	\$1,500.00	\$69.60	\$69.60	\$330.60	\$1,099.80	0.00
24103	2100	52210		FICA Payments	\$4,750.00	\$0.00	\$4,750.00	\$193.72	\$193.72	\$914.49	\$3,641.79	0.00
24103	2100	52220		Medicare Payments	\$1,000.00	\$0.00	\$1,000.00	\$45.30	\$45.30	\$213.76	\$740.94	0.00
24103	2100	52311		Health and Medical Premiums	\$1,200.00	\$0.00	\$1,200.00	\$0.00	\$0.00	\$0.00	\$1,200.00	0.00
24103	2100	52312		Life	\$250.00	\$0.00	\$250.00	\$0.00	\$0.00	\$0.00	\$250.00	0.00
24103	2100	52313		Dental	\$200.00	\$0.00	\$200.00	\$0.00	\$0.00	\$0.00	\$200.00	0.00
24103	2100	52314		Vision	\$50.00	\$0.00	\$50.00	\$0.00	\$0.00	\$0.00	\$50.00	0.00
24103	2100	52315		Disability	\$75.00	\$0.00	\$75.00	\$0.00	\$0.00	\$0.00	\$75.00	0.00
24103	2100	52500		Unemployment Compensation	\$25.00	\$0.00	\$25.00	\$3.20	\$3.20	\$15.20	\$6.60	0.00
24103	2100	52710		Workers Compensation Premium	\$35.00	\$0.00	\$35.00	\$61.20	\$61.20	\$290.70	(\$316.90)	0.00

**State of New Mexico  
Public School Operating Budget - Actuals Expenditure Rollup Report  
Gadsden 2016-2017 - First Quarter (Jul - Sep) - Expenditure  
Submitted**

Fund	Func	Obj	Job Description	Budget	Adjustments	Adjusted Budget	Current Period	YTD	Encumbrance	Budget Balance	FTE
24103	2100	52720	Workers Compensation Employer's Fee	\$35.00	\$0.00	\$35.00	\$1.00	\$1.00	\$3.00	\$31.00	0.00
24103	2100	53330	Professional Development	\$500.00	\$6,000.00	\$6,500.00	\$230.00	\$230.00	\$140.00	\$6,130.00	0.00
24103	2100	53414	Other Services	\$3,000.00	\$29,000.00	\$32,000.00	\$0.00	\$0.00	\$0.00	\$32,000.00	0.00
24103	2100	56118	General Supplies and Materials	\$8,775.00	\$0.00	\$8,775.00	\$0.00	\$0.00	\$11,495.62	(\$2,720.62)	0.00
24103	2100	57332	Supply Assets (\$5,000 or less)	\$8,000.00	\$0.00	\$8,000.00	\$0.00	\$0.00	\$0.00	\$8,000.00	0.00
<b>24103</b>	<b>2100</b>		<b>SUBTOTAL Support Services-Students</b>	<b>\$86,395.00</b>	<b>\$35,000.00</b>	<b>\$121,395.00</b>	<b>\$4,565.62</b>	<b>\$4,565.62</b>	<b>\$32,221.37</b>	<b>\$84,608.01</b>	<b>0.00</b>
	<b>2200</b>		<b>Support Services-Instruction</b>								
	<b>51100</b>		<b>Salaries Expense</b>								
24103	2200	51100	1217 Secretarial/Clerical/Technical Assistants	\$4,750.00	\$0.00	\$4,750.00	\$0.00	\$0.00	\$0.00	\$4,750.00	0.00
<b>24103</b>	<b>2200</b>	<b>51100</b>	<b>SUBTOTAL Salaries Expense</b>	<b>\$4,750.00</b>	<b>\$0.00</b>	<b>\$4,750.00</b>	<b>\$0.00</b>	<b>\$0.00</b>	<b>\$0.00</b>	<b>\$4,750.00</b>	<b>0.00</b>
24103	2200	52111	Educational Retirement	\$800.00	\$0.00	\$800.00	\$0.00	\$0.00	\$0.00	\$800.00	0.00
24103	2200	52112	ERA - Retiree Health	\$300.00	\$0.00	\$300.00	\$0.00	\$0.00	\$0.00	\$300.00	0.00
24103	2200	52210	FICA Payments	\$325.00	\$0.00	\$325.00	\$0.00	\$0.00	\$0.00	\$325.00	0.00
24103	2200	52220	Medicare Payments	\$100.00	\$0.00	\$100.00	\$0.00	\$0.00	\$0.00	\$100.00	0.00
24103	2200	52311	Health and Medical Premiums	\$675.00	\$0.00	\$675.00	\$0.00	\$0.00	\$0.00	\$675.00	0.00
24103	2200	52312	Life	\$25.00	\$0.00	\$25.00	\$0.00	\$0.00	\$0.00	\$25.00	0.00
24103	2200	52313	Dental	\$40.00	\$0.00	\$40.00	\$0.00	\$0.00	\$0.00	\$40.00	0.00
24103	2200	52314	Vision	\$20.00	\$0.00	\$20.00	\$0.00	\$0.00	\$0.00	\$20.00	0.00
24103	2200	52315	Disability	\$75.00	\$0.00	\$75.00	\$0.00	\$0.00	\$0.00	\$75.00	0.00
24103	2200	52500	Unemployment Compensation	\$25.00	\$0.00	\$25.00	\$0.00	\$0.00	\$0.00	\$25.00	0.00
24103	2200	52710	Workers Compensation Premium	\$35.00	\$0.00	\$35.00	\$0.00	\$0.00	\$0.00	\$35.00	0.00
24103	2200	52720	Workers Compensation Employer's Fee	\$35.00	\$0.00	\$35.00	\$0.00	\$0.00	\$0.00	\$35.00	0.00
24103	2200	53330	Professional Development	\$500.00	\$1,000.00	\$1,500.00	\$0.00	\$0.00	\$0.00	\$1,500.00	0.00
<b>24103</b>	<b>2200</b>		<b>SUBTOTAL Support Services-Instruction</b>	<b>\$7,705.00</b>	<b>\$1,000.00</b>	<b>\$8,705.00</b>	<b>\$0.00</b>	<b>\$0.00</b>	<b>\$0.00</b>	<b>\$8,705.00</b>	<b>0.00</b>
	<b>2300</b>		<b>Support Services-General Administration</b>								
24103	2300	53713	Indirect Costs - Program Administration	\$1,836.00	\$2,209.00	\$4,045.00	\$78.99	\$78.99	\$0.00	\$3,966.01	0.00
<b>24103</b>	<b>2300</b>		<b>SUBTOTAL Support Services-General Administration</b>	<b>\$1,836.00</b>	<b>\$2,209.00</b>	<b>\$4,045.00</b>	<b>\$78.99</b>	<b>\$78.99</b>	<b>\$0.00</b>	<b>\$3,966.01</b>	<b>0.00</b>
<b>24103</b>	<b>2000</b>		<b>SUBTOTAL Support Services</b>	<b>\$95,936.00</b>	<b>\$38,209.00</b>	<b>\$134,145.00</b>	<b>\$4,644.61</b>	<b>\$4,644.61</b>	<b>\$32,221.37</b>	<b>\$97,279.02</b>	<b>0.00</b>
<b>24103</b>			<b>TOTAL Migrant Children Education Entitlement IDEA-B</b>	<b>\$107,936.00</b>	<b>\$129,858.00</b>	<b>\$237,794.00</b>	<b>\$4,644.61</b>	<b>\$4,644.61</b>	<b>\$39,084.67</b>	<b>\$194,064.72</b>	<b>0.00</b>
<b>24106</b>	<b>1000</b>		<b>Instruction</b>								
	<b>51100</b>		<b>Salaries Expense</b>								
24106	1000	51100	1412 Teachers- Special Education	\$682,484.00	\$0.00	\$682,484.00	\$127,905.18	\$127,905.18	\$450,771.50	\$103,807.32	17.43
24106	1000	51100	1611 Substitutes-Sick Leave	\$0.00	\$0.00	\$0.00	\$388.07	\$388.07	\$448.63	(\$836.70)	0.00
24106	1000	51100	1612 Substitutes-Other Leave	\$0.00	\$0.00	\$0.00	\$8,623.18	\$8,623.18	\$3,468.02	(\$12,091.20)	0.00
24106	1000	51100	1712 Instructional Assistants-Special Education	\$401,520.00	\$0.00	\$401,520.00	\$69,875.31	\$69,875.31	\$303,640.69	\$28,004.00	31.50

**State of New Mexico**  
**Public School Operating Budget - Actuals Expenditure Rollup Report**  
**Gadsden 2016-2017 - First Quarter (Jul - Sep) - Expenditure**  
**Submitted**

Fund	Func	Obj	Job	Description	Budget	Adjustments	Adjusted Budget	Current Period	YTD	Encumbrance	Budget Balance	FTE
24106	1000	51100		<b>SUBTOTAL Salaries Expense</b>	<b>\$1,084,004.00</b>	<b>\$0.00</b>	<b>\$1,084,004.00</b>	<b>\$206,791.74</b>	<b>\$206,791.74</b>	<b>\$758,328.84</b>	<b>\$118,883.42</b>	<b>48.93</b>
		51300		<b>Additional Compensation</b>								
24106	1000	51300	1412	Teachers- Special Education	\$12,000.00	\$0.00	\$12,000.00	\$0.00	\$0.00	\$5,000.00	\$7,000.00	0.00
24106	1000	51300	1624	Activities Salary	\$0.00	\$0.00	\$0.00	\$108.00	\$108.00	\$724.50	(\$832.50)	0.00
24106	1000	51300	1712	Instructional Assistants-Special Education	\$0.00	\$0.00	\$0.00	\$1,906.93	\$1,906.93	\$666.37	(\$2,573.30)	0.00
24106	1000	51300		<b>SUBTOTAL Additional Compensation</b>	<b>\$12,000.00</b>	<b>\$0.00</b>	<b>\$12,000.00</b>	<b>\$2,014.93</b>	<b>\$2,014.93</b>	<b>\$6,390.87</b>	<b>\$3,594.20</b>	<b>0.00</b>
24106	1000	52111		Educational Retirement	\$152,291.00	\$0.00	\$152,291.00	\$27,756.50	\$27,756.50	\$105,678.50	\$18,856.00	0.00
24106	1000	52112		ERA - Retiree Health	\$21,913.00	\$0.00	\$21,913.00	\$3,993.65	\$3,993.65	\$15,205.55	\$2,713.80	0.00
24106	1000	52210		FICA Payments	\$67,929.00	\$0.00	\$67,929.00	\$12,174.94	\$12,174.94	\$44,348.65	\$11,405.41	0.00
24106	1000	52220		Medicare Payments	\$15,887.00	\$0.00	\$15,887.00	\$2,847.22	\$2,847.22	\$10,371.35	\$2,668.43	0.00
24106	1000	52311		Health and Medical Premiums	\$116,399.00	\$0.00	\$116,399.00	\$20,182.90	\$20,182.90	\$79,500.16	\$16,715.94	0.00
24106	1000	52312		Life	\$1,512.00	\$0.00	\$1,512.00	\$379.82	\$379.82	\$1,558.15	(\$425.97)	0.00
24106	1000	52313		Dental	\$6,640.00	\$0.00	\$6,640.00	\$1,332.30	\$1,332.30	\$5,571.85	(\$264.15)	0.00
24106	1000	52314		Vision	\$1,008.00	\$0.00	\$1,008.00	\$207.82	\$207.82	\$870.60	(\$70.42)	0.00
24106	1000	52315		Disability	\$954.00	\$0.00	\$954.00	\$125.74	\$125.74	\$484.41	\$343.85	0.00
24106	1000	52500		Unemployment Compensation	\$242.00	\$0.00	\$242.00	\$194.23	\$194.23	\$711.66	(\$663.89)	0.00
24106	1000	52710		Workers Compensation Premium	\$21,244.00	\$0.00	\$21,244.00	\$3,676.85	\$3,676.85	\$13,469.60	\$4,097.55	0.00
24106	1000	52720		Workers Compensation Employer's Fee	\$450.00	\$0.00	\$450.00	\$111.31	\$111.31	\$242.65	\$96.04	0.00
24106	1000	53330		Professional Development	\$20,000.00	\$0.00	\$20,000.00	\$0.00	\$0.00	\$2,640.00	\$17,360.00	0.00
24106	1000	53414		Other Services	\$1,000.00	\$0.00	\$1,000.00	\$0.00	\$0.00	\$30.00	\$970.00	0.00
24106	1000	53711		Other Charges	\$2,000.00	\$0.00	\$2,000.00	\$0.00	\$0.00	\$265.94	\$1,734.06	0.00
24106	1000	55813		Employee Travel - Non-Teachers	\$0.00	\$0.00	\$0.00	\$665.89	\$665.89	\$6,084.11	(\$6,750.00)	0.00
24106	1000	55817		Student Travel	\$15,000.00	\$0.00	\$15,000.00	\$51.63	\$51.63	\$12,600.00	\$2,348.37	0.00
24106	1000	55818		Other Travel - Non-Employees	\$10,000.00	\$0.00	\$10,000.00	\$0.00	\$0.00	\$4.00	\$9,996.00	0.00
24106	1000	55819		Employee Travel - Teachers	\$15,000.00	\$0.00	\$15,000.00	\$167.96	\$167.96	\$1,632.04	\$13,200.00	0.00
24106	1000	55915		Other Contract Services	\$1,000.00	\$0.00	\$1,000.00	\$0.00	\$0.00	\$0.00	\$1,000.00	0.00
24106	1000	56112		Other Textbooks	\$5,000.00	\$0.00	\$5,000.00	\$0.00	\$0.00	\$0.00	\$5,000.00	0.00
24106	1000	56113		Software	\$75,000.00	\$0.00	\$75,000.00	\$0.00	\$0.00	\$25,894.19	\$49,105.81	0.00
24106	1000	56118		General Supplies and Materials	\$75,000.00	\$0.00	\$75,000.00	\$2,080.53	\$2,080.53	\$5,882.32	\$67,037.15	0.00
24106	1000	57332		Supply Assets (\$5,000 or less)	\$5,000.00	\$0.00	\$5,000.00	\$258.98	\$258.98	\$17,673.67	(\$12,932.65)	0.00
24106	1000			<b>SUBTOTAL Instruction</b>	<b>\$1,726,473.00</b>	<b>\$0.00</b>	<b>\$1,726,473.00</b>	<b>\$285,014.94</b>	<b>\$285,014.94</b>	<b>\$1,115,439.11</b>	<b>\$326,018.95</b>	<b>48.93</b>
	2000			<b>Support Services</b>								
	2100			<b>Support Services-Students</b>								
		51100		<b>Salaries Expense</b>								
24106	2100	51100	1211	Coordinator/Subject Matter Specialist	\$0.00	\$0.00	\$0.00	\$12,111.47	\$12,111.47	\$50,915.52	(\$63,026.99)	2.37
24106	2100	51100	1214	Guidance Counselors/Social Workers	\$183,242.00	\$0.00	\$183,242.00	\$27,757.63	\$27,757.63	\$124,727.30	\$30,757.07	3.43
24106	2100	51100	1215	Registered Nurses	\$73,830.00	\$0.00	\$73,830.00	\$15,102.69	\$15,102.69	\$58,851.36	(\$124.05)	2.00
24106	2100	51100	1311	Diagnosticians	\$59,730.00	\$0.00	\$59,730.00	\$18,134.74	\$18,134.74	\$58,475.74	(\$16,880.48)	1.24
24106	2100	51100	1312	Speech Therapists	\$0.00	\$0.00	\$0.00	\$250.00	\$250.00	\$1,250.00	(\$1,500.00)	0.25
24106	2100	51100		<b>SUBTOTAL Salaries Expense</b>	<b>\$316,802.00</b>	<b>\$0.00</b>	<b>\$316,802.00</b>	<b>\$73,356.53</b>	<b>\$73,356.53</b>	<b>\$294,219.92</b>	<b>(\$50,774.45)</b>	<b>9.29</b>
		51300		<b>Additional Compensation</b>								

**State of New Mexico**  
**Public School Operating Budget - Actuals Expenditure Rollup Report**  
**Gadsden 2016-2017 - First Quarter (Jul - Sep) - Expenditure**  
**Submitted**

Fund	Func	Obj	Job Description	Budget	Adjustments	Adjusted Budget	Current Period	YTD	Encumbrance	Budget Balance	FTE
24106	2100	51300	1214 Guidance Counselors/Social Workers	\$0.00	\$0.00	\$0.00	\$1,600.00	\$1,600.00	\$0.00	(\$1,600.00)	0.00
<b>24106</b>	<b>2100</b>	<b>51300</b>	<b>SUBTOTAL Additional Compensation</b>	<b>\$0.00</b>	<b>\$0.00</b>	<b>\$0.00</b>	<b>\$1,600.00</b>	<b>\$1,600.00</b>	<b>\$0.00</b>	<b>(\$1,600.00)</b>	<b>0.00</b>
24106	2100	52111	Educational Retirement	\$44,020.00	\$0.00	\$44,020.00	\$10,418.99	\$10,418.99	\$40,896.85	(\$7,295.84)	0.00
24106	2100	52112	ERA - Retiree Health	\$6,334.00	\$0.00	\$6,334.00	\$1,499.02	\$1,499.02	\$5,883.75	(\$1,048.77)	0.00
24106	2100	52210	FICA Payments	\$19,635.00	\$0.00	\$19,635.00	\$4,389.31	\$4,389.31	\$17,105.77	(\$1,860.08)	0.00
24106	2100	52220	Medicare Payments	\$4,592.00	\$0.00	\$4,592.00	\$1,026.45	\$1,026.45	\$4,000.24	(\$434.69)	0.00
24106	2100	52311	Health and Medical Premiums	\$33,646.00	\$0.00	\$33,646.00	\$5,216.18	\$5,216.18	\$24,208.25	\$4,221.57	0.00
24106	2100	52312	Life	\$438.00	\$0.00	\$438.00	\$78.03	\$78.03	\$326.54	\$33.43	0.00
24106	2100	52313	Dental	\$1,920.00	\$0.00	\$1,920.00	\$437.77	\$437.77	\$1,914.88	(\$432.65)	0.00
24106	2100	52314	Vision	\$292.00	\$0.00	\$292.00	\$56.25	\$56.25	\$215.46	\$20.29	0.00
24106	2100	52315	Disability	\$276.00	\$0.00	\$276.00	\$68.21	\$68.21	\$301.24	(\$93.45)	0.00
24106	2100	52500	Unemployment Compensation	\$70.00	\$0.00	\$70.00	\$69.60	\$69.60	\$273.16	(\$272.76)	0.00
24106	2100	52710	Workers Compensation Premium	\$6,141.00	\$0.00	\$6,141.00	\$1,319.64	\$1,319.64	\$5,179.98	(\$358.62)	0.00
24106	2100	52720	Workers Compensation Employer's Fee	\$100.00	\$0.00	\$100.00	\$16.12	\$16.12	\$50.34	\$33.54	0.00
24106	2100	53330	Professional Development	\$15,000.00	\$0.00	\$15,000.00	\$464.38	\$464.38	\$2,988.32	\$11,547.30	0.00
24106	2100	53711	Other Charges	\$1,000.00	\$0.00	\$1,000.00	\$0.00	\$0.00	\$200.00	\$800.00	0.00
24106	2100	54311	Maintenance & Repair - Furniture/Fixtures/Equipment	\$2,000.00	\$0.00	\$2,000.00	\$1,350.00	\$1,350.00	\$300.00	\$350.00	0.00
24106	2100	55813	Employee Travel - Non-Teachers	\$15,000.00	\$0.00	\$15,000.00	\$700.34	\$700.34	\$12,349.66	\$1,950.00	0.00
24106	2100	56113	Software	\$50,000.00	\$0.00	\$50,000.00	\$35,160.59	\$35,160.59	\$0.00	\$14,839.41	0.00
24106	2100	56118	General Supplies and Materials	\$50,000.00	\$0.00	\$50,000.00	\$9,866.73	\$9,866.73	\$3,724.94	\$36,408.33	0.00
24106	2100	57332	Supply Assets (\$5,000 or less)	\$5,000.00	\$0.00	\$5,000.00	\$0.00	\$0.00	\$167.00	\$4,833.00	0.00
<b>24106</b>	<b>2100</b>		<b>SUBTOTAL Support Services-Students</b>	<b>\$572,266.00</b>	<b>\$0.00</b>	<b>\$572,266.00</b>	<b>\$147,094.14</b>	<b>\$147,094.14</b>	<b>\$414,306.30</b>	<b>\$10,865.56</b>	<b>9.29</b>
	<b>2200</b>		<b>Support Services-Instruction</b>								
		<b>51100</b>	<b>Salaries Expense</b>								
24106	2200	51100	1211 Coordinator/Subject Matter Specialist	\$177,558.00	\$0.00	\$177,558.00	\$41,132.68	\$41,132.68	\$134,915.03	\$1,510.29	3.38
24106	2200	51100	1217 Secretarial/Clerical/Technical Assistants	\$86,888.00	\$0.00	\$86,888.00	\$17,187.22	\$17,187.22	\$61,144.84	\$8,555.94	3.28
<b>24106</b>	<b>2200</b>	<b>51100</b>	<b>SUBTOTAL Salaries Expense</b>	<b>\$264,446.00</b>	<b>\$0.00</b>	<b>\$264,446.00</b>	<b>\$58,319.90</b>	<b>\$58,319.90</b>	<b>\$196,059.87</b>	<b>\$10,066.23</b>	<b>6.66</b>
24106	2200	52111	Educational Retirement	\$36,745.00	\$0.00	\$36,745.00	\$8,106.54	\$8,106.54	\$27,252.63	\$1,385.83	0.00
24106	2200	52112	ERA - Retiree Health	\$5,288.00	\$0.00	\$5,288.00	\$1,166.42	\$1,166.42	\$3,921.29	\$200.29	0.00
24106	2200	52210	FICA Payments	\$16,390.00	\$0.00	\$16,390.00	\$3,395.14	\$3,395.14	\$11,472.80	\$1,522.06	0.00
24106	2200	52220	Medicare Payments	\$3,834.00	\$0.00	\$3,834.00	\$794.04	\$794.04	\$2,683.44	\$356.52	0.00
24106	2200	52311	Health and Medical Premiums	\$28,085.00	\$0.00	\$28,085.00	\$4,649.32	\$4,649.32	\$14,213.88	\$9,221.80	0.00
24106	2200	52312	Life	\$365.00	\$0.00	\$365.00	\$70.79	\$70.79	\$253.46	\$40.75	0.00
24106	2200	52313	Dental	\$1,602.00	\$0.00	\$1,602.00	\$342.60	\$342.60	\$1,027.80	\$231.60	0.00
24106	2200	52314	Vision	\$244.00	\$0.00	\$244.00	\$53.49	\$53.49	\$172.62	\$17.89	0.00
24106	2200	52315	Disability	\$230.00	\$0.00	\$230.00	\$66.54	\$66.54	\$199.62	(\$36.16)	0.00
24106	2200	52500	Unemployment Compensation	\$59.00	\$0.00	\$59.00	\$54.20	\$54.20	\$182.32	(\$177.52)	0.00
24106	2200	52710	Workers Compensation Premium	\$5,126.00	\$0.00	\$5,126.00	\$1,027.14	\$1,027.14	\$3,453.07	\$645.79	0.00
24106	2200	52720	Workers Compensation Employer's Fee	\$100.00	\$0.00	\$100.00	\$13.39	\$13.39	\$40.17	\$46.44	0.00
24106	2200	53330	Professional Development	\$4,000.00	\$0.00	\$4,000.00	\$364.00	\$364.00	\$1,799.00	\$1,837.00	0.00

**State of New Mexico**  
**Public School Operating Budget - Actuals Expenditure Rollup Report**  
**Gadsden 2016-2017 - First Quarter (Jul - Sep) - Expenditure**  
**Submitted**

Fund	Func	Obj	Job	Description	Budget	Adjustments	Adjusted Budget	Current Period	YTD	Encumbrance	Budget Balance	FTE
24106	2200	53711		Other Charges	\$1,000.00	\$0.00	\$1,000.00	\$0.00	\$0.00	\$169.74	\$830.26	0.00
24106	2200	54311		Maintenance & Repair - Furniture/Fixtures/Equipment	\$60,000.00	\$0.00	\$60,000.00	\$13,397.37	\$13,397.37	\$29,176.41	\$17,426.22	0.00
24106	2200	55813		Employee Travel - Non-Teachers	\$10,000.00	\$0.00	\$10,000.00	\$105.00	\$105.00	\$0.00	\$9,895.00	0.00
24106	2200	56113		Software	\$1,000.00	\$0.00	\$1,000.00	\$7,812.00	\$7,812.00	\$0.00	(\$6,812.00)	0.00
24106	2200	56118		General Supplies and Materials	\$25,000.00	\$0.00	\$25,000.00	\$1,183.22	\$1,183.22	\$4,416.28	\$19,400.50	0.00
24106	2200	57332		Supply Assets (\$5,000 or less)	\$5,000.00	\$0.00	\$5,000.00	\$0.00	\$0.00	\$0.00	\$5,000.00	0.00
<b>24106</b>	<b>2200</b>			<b>SUBTOTAL Support Services-Instruction</b>	<b>\$468,514.00</b>	<b>\$0.00</b>	<b>\$468,514.00</b>	<b>\$100,921.10</b>	<b>\$100,921.10</b>	<b>\$296,494.40</b>	<b>\$71,098.50</b>	<b>6.66</b>
	<b>2300</b>			<b>Support Services-General Administration</b>								
24106	2300	53713		Indirect Costs - Program Administration	\$48,497.00	\$0.00	\$48,497.00	\$9,288.70	\$9,288.70	\$0.00	\$39,208.30	0.00
<b>24106</b>	<b>2300</b>			<b>SUBTOTAL Support Services-General Administration</b>	<b>\$48,497.00</b>	<b>\$0.00</b>	<b>\$48,497.00</b>	<b>\$9,288.70</b>	<b>\$9,288.70</b>	<b>\$0.00</b>	<b>\$39,208.30</b>	<b>0.00</b>
	<b>2600</b>			<b>Operation &amp; Maintenance of Plant</b>								
24106	2600	54416		Communication Services	\$36,000.00	\$0.00	\$36,000.00	\$3,889.07	\$3,889.07	\$32,110.93	\$0.00	0.00
<b>24106</b>	<b>2600</b>			<b>SUBTOTAL Operation &amp; Maintenance of Plant</b>	<b>\$36,000.00</b>	<b>\$0.00</b>	<b>\$36,000.00</b>	<b>\$3,889.07</b>	<b>\$3,889.07</b>	<b>\$32,110.93</b>	<b>\$0.00</b>	<b>0.00</b>
<b>24106</b>	<b>2000</b>			<b>SUBTOTAL Support Services</b>	<b>\$1,125,277.00</b>	<b>\$0.00</b>	<b>\$1,125,277.00</b>	<b>\$261,193.01</b>	<b>\$261,193.01</b>	<b>\$742,911.63</b>	<b>\$121,172.36</b>	<b>15.95</b>
<b>24106</b>				<b>TOTAL Entitlement IDEA-B</b>	<b>\$2,851,750.00</b>	<b>\$0.00</b>	<b>\$2,851,750.00</b>	<b>\$546,207.95</b>	<b>\$546,207.95</b>	<b>\$1,858,350.74</b>	<b>\$447,191.31</b>	<b>64.88</b>
<b>24109</b>	<b>1000</b>			<b>Preschool IDEA-B Instruction</b>								
24109	1000	53330		Professional Development	\$2,000.00	\$0.00	\$2,000.00	\$0.00	\$0.00	\$0.00	\$2,000.00	0.00
24109	1000	55817		Student Travel	\$4,000.00	\$0.00	\$4,000.00	\$0.00	\$0.00	\$0.00	\$4,000.00	0.00
24109	1000	55819		Employee Travel - Teachers	\$2,000.00	\$0.00	\$2,000.00	\$0.00	\$0.00	\$0.00	\$2,000.00	0.00
24109	1000	56118		General Supplies and Materials	\$15,131.00	\$0.00	\$15,131.00	\$0.00	\$0.00	\$509.10	\$14,621.90	0.00
24109	1000	57332		Supply Assets (\$5,000 or less)	\$5,000.00	\$0.00	\$5,000.00	\$0.00	\$0.00	\$0.00	\$5,000.00	0.00
<b>24109</b>	<b>1000</b>			<b>SUBTOTAL Instruction</b>	<b>\$28,131.00</b>	<b>\$0.00</b>	<b>\$28,131.00</b>	<b>\$0.00</b>	<b>\$0.00</b>	<b>\$509.10</b>	<b>\$27,621.90</b>	<b>0.00</b>
	<b>2000</b>			<b>Support Services</b>								
	<b>2100</b>			<b>Support Services-Students Salaries Expense</b>								
24109	2100	51100	1218	School/Student Support	\$26,950.00	\$0.00	\$26,950.00	\$7,763.15	\$7,763.15	\$20,859.83	(\$1,672.98)	2.63
<b>24109</b>	<b>2100</b>	<b>51100</b>		<b>SUBTOTAL Salaries Expense</b>	<b>\$26,950.00</b>	<b>\$0.00</b>	<b>\$26,950.00</b>	<b>\$7,763.15</b>	<b>\$7,763.15</b>	<b>\$20,859.83</b>	<b>(\$1,672.98)</b>	<b>2.63</b>
24109	2100	52111		Educational Retirement	\$3,747.00	\$0.00	\$3,747.00	\$1,079.08	\$1,079.08	\$2,899.45	(\$231.53)	0.00
24109	2100	52112		ERA - Retiree Health	\$539.00	\$0.00	\$539.00	\$155.28	\$155.28	\$417.24	(\$33.52)	0.00
24109	2100	52210		FICA Payments	\$1,671.00	\$0.00	\$1,671.00	\$440.11	\$440.11	\$1,217.33	\$13.56	0.00
24109	2100	52220		Medicare Payments	\$391.00	\$0.00	\$391.00	\$102.92	\$102.92	\$284.58	\$3.50	0.00
24109	2100	52311		Health and Medical Premiums	\$2,878.00	\$0.00	\$2,878.00	\$866.12	\$866.12	\$1,735.39	\$276.49	0.00
24109	2100	52312		Life	\$40.00	\$0.00	\$40.00	\$14.02	\$14.02	\$26.64	(\$0.66)	0.00
24109	2100	52313		Dental	\$184.00	\$0.00	\$184.00	\$145.81	\$145.81	\$277.20	(\$239.01)	0.00

**State of New Mexico**  
**Public School Operating Budget - Actuals Expenditure Rollup Report**  
**Gadsden 2016-2017 - First Quarter (Jul - Sep) - Expenditure**  
**Submitted**

Fund	Func	Obj	Job Description	Budget	Adjustments	Adjusted Budget	Current Period	YTD	Encumbrance	Budget Balance	FTE
24109	2100	52314	Vision	\$27.00	\$0.00	\$27.00	\$0.00	\$0.00	\$0.00	\$27.00	0.00
24109	2100	52315	Disability	\$23.00	\$0.00	\$23.00	\$0.00	\$0.00	\$0.00	\$23.00	0.00
24109	2100	52500	Unemployment Compensation	\$30.00	\$0.00	\$30.00	\$7.20	\$7.20	\$19.44	\$3.36	0.00
24109	2100	52710	Workers Compensation Premium	\$430.00	\$0.00	\$430.00	\$136.69	\$136.69	\$367.37	(\$74.06)	0.00
24109	2100	52720	Workers Compensation Employer's Fee	\$0.00	\$0.00	\$0.00	\$2.22	\$2.22	\$4.35	(\$6.57)	0.00
24109	2100	53330	Professional Development	\$500.00	\$0.00	\$500.00	\$0.00	\$0.00	\$0.00	\$500.00	0.00
24109	2100	55813	Employee Travel - Non-Teachers	\$500.00	\$0.00	\$500.00	\$0.00	\$0.00	\$0.00	\$500.00	0.00
24109	2100	56118	General Supplies and Materials	\$5,000.00	\$0.00	\$5,000.00	\$0.00	\$0.00	\$0.00	\$5,000.00	0.00
<b>24109</b>	<b>2100</b>		<b>SUBTOTAL Support Services-Students</b>	<b>\$42,910.00</b>	<b>\$0.00</b>	<b>\$42,910.00</b>	<b>\$10,712.60</b>	<b>\$10,712.60</b>	<b>\$28,108.82</b>	<b>\$4,088.58</b>	<b>2.63</b>
	<b>2200</b>		<b>Support Services-Instruction</b>								
		<b>51100</b>	<b>Salaries Expense</b>								
24109	2200	51100	1217 Secretarial/Clerical/Technical Assistants	\$0.00	\$0.00	\$0.00	\$1,938.30	\$1,938.30	\$5,814.90	(\$7,753.20)	0.25
<b>24109</b>	<b>2200</b>	<b>51100</b>	<b>SUBTOTAL Salaries Expense</b>	<b>\$0.00</b>	<b>\$0.00</b>	<b>\$0.00</b>	<b>\$1,938.30</b>	<b>\$1,938.30</b>	<b>\$5,814.90</b>	<b>(\$7,753.20)</b>	<b>0.25</b>
24109	2200	52111	Educational Retirement	\$0.00	\$0.00	\$0.00	\$269.40	\$269.40	\$808.20	(\$1,077.60)	0.00
24109	2200	52112	ERA - Retiree Health	\$0.00	\$0.00	\$0.00	\$38.76	\$38.76	\$116.28	(\$155.04)	0.00
24109	2200	52210	FICA Payments	\$0.00	\$0.00	\$0.00	\$101.04	\$101.04	\$301.32	(\$402.36)	0.00
24109	2200	52220	Medicare Payments	\$0.00	\$0.00	\$0.00	\$23.62	\$23.62	\$70.38	(\$94.00)	0.00
24109	2200	52311	Health and Medical Premiums	\$0.00	\$0.00	\$0.00	\$269.34	\$269.34	\$851.58	(\$1,120.92)	0.00
24109	2200	52312	Life	\$0.00	\$0.00	\$0.00	\$3.54	\$3.54	\$10.62	(\$14.16)	0.00
24109	2200	52313	Dental	\$0.00	\$0.00	\$0.00	\$12.24	\$12.24	\$36.72	(\$48.96)	0.00
24109	2200	52314	Vision	\$0.00	\$0.00	\$0.00	\$2.82	\$2.82	\$8.46	(\$11.28)	0.00
24109	2200	52500	Unemployment Compensation	\$0.00	\$0.00	\$0.00	\$1.80	\$1.80	\$5.40	(\$7.20)	0.00
24109	2200	52710	Workers Compensation Premium	\$0.00	\$0.00	\$0.00	\$34.14	\$34.14	\$102.42	(\$136.56)	0.00
24109	2200	52720	Workers Compensation Employer's Fee	\$0.00	\$0.00	\$0.00	\$0.57	\$0.57	\$1.71	(\$2.28)	0.00
<b>24109</b>	<b>2200</b>		<b>SUBTOTAL Support Services-Instruction</b>	<b>\$0.00</b>	<b>\$0.00</b>	<b>\$0.00</b>	<b>\$2,695.57</b>	<b>\$2,695.57</b>	<b>\$8,127.99</b>	<b>(\$10,823.56)</b>	<b>0.25</b>
	<b>2300</b>		<b>Support Services-General Administration</b>								
24109	2300	53713	Indirect Costs - Program Administration	\$1,230.00	\$0.00	\$1,230.00	\$231.96	\$231.96	\$0.00	\$998.04	0.00
<b>24109</b>	<b>2300</b>		<b>SUBTOTAL Support Services-General Administration</b>	<b>\$1,230.00</b>	<b>\$0.00</b>	<b>\$1,230.00</b>	<b>\$231.96</b>	<b>\$231.96</b>	<b>\$0.00</b>	<b>\$998.04</b>	<b>0.00</b>
<b>24109</b>	<b>2000</b>		<b>SUBTOTAL Support Services</b>	<b>\$44,140.00</b>	<b>\$0.00</b>	<b>\$44,140.00</b>	<b>\$13,640.13</b>	<b>\$13,640.13</b>	<b>\$36,236.81</b>	<b>(\$5,736.94)</b>	<b>2.88</b>
<b>24109</b>			<b>TOTAL Preschool IDEA-B</b>	<b>\$72,271.00</b>	<b>\$0.00</b>	<b>\$72,271.00</b>	<b>\$13,640.13</b>	<b>\$13,640.13</b>	<b>\$36,745.91</b>	<b>\$21,884.96</b>	<b>2.88</b>
<b>24113</b>			<b>Education of Homeless Support Services</b>								
	<b>2100</b>		<b>Support Services-Students</b>								
24113	2100	53330	Professional Development	\$3,000.00	\$0.00	\$3,000.00	\$0.00	\$0.00	\$0.00	\$3,000.00	0.00
24113	2100	55818	Other Travel - Non-Employees	\$4,000.00	\$0.00	\$4,000.00	\$0.00	\$0.00	\$0.00	\$4,000.00	0.00
24113	2100	56118	General Supplies and Materials	\$16,369.00	\$0.00	\$16,369.00	\$3,191.40	\$3,191.40	\$728.36	\$12,449.24	0.00

**State of New Mexico**  
**Public School Operating Budget - Actuals Expenditure Rollup Report**  
**Gadsden 2016-2017 - First Quarter (Jul - Sep) - Expenditure**  
**Submitted**

Fund	Func	Obj	Job	Description	Budget	Adjustments	Adjusted Budget	Current Period	YTD	Encumbrance	Budget Balance	FTE
24113	2100			<i>SUBTOTAL Support Services-Students</i>	\$23,369.00	\$0.00	\$23,369.00	\$3,191.40	\$3,191.40	\$728.36	\$19,449.24	0.00
24113	2000			<i>SUBTOTAL Support Services</i>	\$23,369.00	\$0.00	\$23,369.00	\$3,191.40	\$3,191.40	\$728.36	\$19,449.24	0.00
24113				<i>TOTAL Education of Homeless</i>	\$23,369.00	\$0.00	\$23,369.00	\$3,191.40	\$3,191.40	\$728.36	\$19,449.24	0.00
24118				<i>Fresh Fruit and Vegetables</i>								
	3000			<i>Operation of Non-Instructional Services</i>								
	3100			<i>Food Services Operations</i>								
24118	3100	56116		<i>Food</i>	\$0.00	\$377,698.00	\$377,698.00	\$63,551.99	\$63,551.99	\$0.00	\$314,146.01	0.00
24118	3100			<i>SUBTOTAL Food Services Operations</i>	\$0.00	\$377,698.00	\$377,698.00	\$63,551.99	\$63,551.99	\$0.00	\$314,146.01	0.00
24118	3000			<i>SUBTOTAL Operation of Non-Instructional Services</i>	\$0.00	\$377,698.00	\$377,698.00	\$63,551.99	\$63,551.99	\$0.00	\$314,146.01	0.00
24118				<i>TOTAL Fresh Fruit and Vegetables</i>	\$0.00	\$377,698.00	\$377,698.00	\$63,551.99	\$63,551.99	\$0.00	\$314,146.01	0.00
24153				<i>English Language Acquisition Instruction</i>								
	1000			<i>Salaries Expense</i>								
24153	1000	51100	1610	<i>Substitutes Professional Development</i>	\$2,000.00	\$0.00	\$2,000.00	\$0.00	\$0.00	\$0.00	\$2,000.00	0.00
24153	1000	51100	1711	<i>Instructional Assistants-Grades 1-12</i>	\$20,000.00	\$0.00	\$20,000.00	\$4,071.20	\$4,071.20	\$15,470.56	\$458.24	1.00
24153	1000	51100		<i>SUBTOTAL Salaries Expense</i>	\$22,000.00	\$0.00	\$22,000.00	\$4,071.20	\$4,071.20	\$15,470.56	\$2,458.24	1.00
	51300			<i>Additional Compensation</i>								
24153	1000	51300	1411	<i>Teachers-Grades 1-12</i>	\$45,000.00	\$0.00	\$45,000.00	\$3,125.00	\$3,125.00	\$3,800.00	\$38,075.00	0.00
24153	1000	51300		<i>SUBTOTAL Additional Compensation</i>	\$45,000.00	\$0.00	\$45,000.00	\$3,125.00	\$3,125.00	\$3,800.00	\$38,075.00	0.00
24153	1000	52111		<i>Educational Retirement</i>	\$9,400.00	\$0.00	\$9,400.00	\$1,000.28	\$1,000.28	\$2,678.63	\$5,721.09	0.00
24153	1000	52112		<i>ERA - Retiree Health</i>	\$1,400.00	\$0.00	\$1,400.00	\$143.90	\$143.90	\$385.33	\$870.77	0.00
24153	1000	52210		<i>FICA Payments</i>	\$4,200.00	\$0.00	\$4,200.00	\$443.52	\$443.52	\$1,177.73	\$2,578.75	0.00
24153	1000	52220		<i>Medicare Payments</i>	\$1,000.00	\$0.00	\$1,000.00	\$103.75	\$103.75	\$275.51	\$620.74	0.00
24153	1000	52312		<i>Life</i>	\$0.00	\$0.00	\$0.00	\$11.75	\$11.75	\$44.65	(\$56.40)	0.00
24153	1000	52500		<i>Unemployment Compensation</i>	\$50.00	\$0.00	\$50.00	\$6.70	\$6.70	\$18.00	\$25.30	0.00
24153	1000	52710		<i>Workers Compensation Premium</i>	\$50.00	\$0.00	\$50.00	\$126.72	\$126.72	\$339.34	(\$416.06)	0.00
24153	1000	52720		<i>Workers Compensation Employer's Fee</i>	\$50.00	\$0.00	\$50.00	\$2.30	\$2.30	\$6.90	\$40.80	0.00
24153	1000	53330		<i>Professional Development</i>	\$25,000.00	\$0.00	\$25,000.00	\$9,773.92	\$9,773.92	\$950.00	\$14,276.08	0.00
24153	1000	56113		<i>Software</i>	\$222,065.00	\$0.00	\$222,065.00	\$97,500.00	\$97,500.00	\$0.00	\$124,565.00	0.00
24153	1000	56118		<i>General Supplies and Materials</i>	\$56,527.00	\$0.00	\$56,527.00	\$6,837.65	\$6,837.65	\$0.00	\$49,689.35	0.00
24153	1000			<i>SUBTOTAL Instruction Support Services</i>	\$386,742.00	\$0.00	\$386,742.00	\$123,146.69	\$123,146.69	\$25,146.65	\$238,448.66	1.00
	2200			<i>Support Services-Instruction</i>								

**State of New Mexico  
Public School Operating Budget - Actuals Expenditure Rollup Report  
Gadsden 2016-2017 - First Quarter (Jul - Sep) - Expenditure  
Submitted**

Fund	Func	Obj	Job	Description	Budget	Adjustments	Adjusted Budget	Current Period	YTD	Encumbrance	Budget Balance	FTE
24153	2200	53330		Professional Development	\$5,000.00	(\$2,500.00)	\$2,500.00	\$0.00	\$0.00	\$0.00	\$2,500.00	0.00
<b>24153</b>	<b>2200</b>			<b>SUBTOTAL Support Services-Instruction</b>	<b>\$5,000.00</b>	<b>(\$2,500.00)</b>	<b>\$2,500.00</b>	<b>\$0.00</b>	<b>\$0.00</b>	<b>\$0.00</b>	<b>\$2,500.00</b>	<b>0.00</b>
	<b>2300</b>			<b>Support Services-General Administration</b>								
24153	2300	53713		Indirect Costs - Program Administration	\$7,935.00	\$0.00	\$7,935.00	\$0.00	\$0.00	\$0.00	\$7,935.00	0.00
<b>24153</b>	<b>2300</b>			<b>SUBTOTAL Support Services-General Administration</b>	<b>\$7,935.00</b>	<b>\$0.00</b>	<b>\$7,935.00</b>	<b>\$0.00</b>	<b>\$0.00</b>	<b>\$0.00</b>	<b>\$7,935.00</b>	<b>0.00</b>
	<b>2400</b>			<b>Support Services-School Administration</b>								
24153	2400	53330		Professional Development	\$5,000.00	\$2,500.00	\$7,500.00	\$4,339.80	\$4,339.80	\$1,425.00	\$1,735.20	0.00
<b>24153</b>	<b>2400</b>			<b>SUBTOTAL Support Services-School Administration</b>	<b>\$5,000.00</b>	<b>\$2,500.00</b>	<b>\$7,500.00</b>	<b>\$4,339.80</b>	<b>\$4,339.80</b>	<b>\$1,425.00</b>	<b>\$1,735.20</b>	<b>0.00</b>
<b>24153</b>	<b>2000</b>			<b>SUBTOTAL Support Services</b>	<b>\$17,935.00</b>	<b>\$0.00</b>	<b>\$17,935.00</b>	<b>\$4,339.80</b>	<b>\$4,339.80</b>	<b>\$1,425.00</b>	<b>\$12,170.20</b>	<b>0.00</b>
<b>24153</b>				<b>TOTAL English Language Acquisition</b>	<b>\$404,677.00</b>	<b>\$0.00</b>	<b>\$404,677.00</b>	<b>\$127,486.49</b>	<b>\$127,486.49</b>	<b>\$26,571.65</b>	<b>\$250,618.86</b>	<b>1.00</b>
<b>24154</b>				<b>Teacher/Principal Training &amp; Recruiting Instruction</b>								
	<b>1000</b>			<b>Salaries Expense</b>								
24154	1000	51100	1411	Teachers-Grades 1-12	\$382,092.00	\$0.00	\$382,092.00	\$58,954.00	\$58,954.00	\$224,025.20	\$99,112.80	7.00
<b>24154</b>	<b>1000</b>	<b>51100</b>		<b>SUBTOTAL Salaries Expense</b>	<b>\$382,092.00</b>	<b>\$0.00</b>	<b>\$382,092.00</b>	<b>\$58,954.00</b>	<b>\$58,954.00</b>	<b>\$224,025.20</b>	<b>\$99,112.80</b>	<b>7.00</b>
	<b>51300</b>			<b>Additional Compensation</b>								
24154	1000	51300	1411	Teachers-Grades 1-12	\$220,000.00	\$0.00	\$220,000.00	\$11,447.75	\$11,447.75	\$131,289.96	\$77,262.29	0.00
<b>24154</b>	<b>1000</b>	<b>51300</b>		<b>SUBTOTAL Additional Compensation</b>	<b>\$220,000.00</b>	<b>\$0.00</b>	<b>\$220,000.00</b>	<b>\$11,447.75</b>	<b>\$11,447.75</b>	<b>\$131,289.96</b>	<b>\$77,262.29</b>	<b>0.00</b>
24154	1000	52111		Educational Retirement	\$81,000.00	\$0.00	\$81,000.00	\$9,786.34	\$9,786.34	\$48,854.72	\$22,358.94	0.00
24154	1000	52112		ERA - Retiree Health	\$11,900.00	\$0.00	\$11,900.00	\$1,407.61	\$1,407.61	\$7,024.68	\$3,467.71	0.00
24154	1000	52210		FICA Payments	\$32,000.00	\$0.00	\$32,000.00	\$3,929.97	\$3,929.97	\$19,504.47	\$8,565.56	0.00
24154	1000	52220		Medicare Payments	\$8,627.00	\$0.00	\$8,627.00	\$919.16	\$919.16	\$4,561.71	\$3,146.13	0.00
24154	1000	52311		Health and Medical Premiums	\$45,000.00	\$0.00	\$45,000.00	\$8,146.04	\$8,146.04	\$35,538.74	\$1,315.22	0.00
24154	1000	52312		Life	\$450.00	\$0.00	\$450.00	\$54.05	\$54.05	\$223.25	\$172.70	0.00
24154	1000	52313		Dental	\$4,060.00	\$0.00	\$4,060.00	\$473.32	\$473.32	\$1,984.36	\$1,602.32	0.00
24154	1000	52314		Vision	\$600.00	\$0.00	\$600.00	\$70.87	\$70.87	\$301.53	\$227.60	0.00
24154	1000	52315		Disability	\$500.00	\$0.00	\$500.00	\$0.00	\$0.00	\$0.00	\$500.00	0.00
24154	1000	52500		Unemployment Compensation	\$750.00	\$0.00	\$750.00	\$65.10	\$65.10	\$323.46	\$361.44	0.00
24154	1000	52710		Workers Compensation Premium	\$9,500.00	\$0.00	\$9,500.00	\$1,239.79	\$1,239.79	\$6,188.94	\$2,071.27	0.00
24154	1000	52720		Workers Compensation Employer's Fee	\$100.00	\$0.00	\$100.00	\$11.50	\$11.50	\$34.50	\$54.00	0.00
24154	1000	56118		General Supplies and Materials	\$266.00	\$0.00	\$266.00	\$0.00	\$0.00	\$0.00	\$266.00	0.00
<b>24154</b>	<b>1000</b>			<b>SUBTOTAL Instruction Support Services</b>	<b>\$796,845.00</b>	<b>\$0.00</b>	<b>\$796,845.00</b>	<b>\$96,505.50</b>	<b>\$96,505.50</b>	<b>\$479,855.52</b>	<b>\$220,483.98</b>	<b>7.00</b>



**State of New Mexico**  
**Public School Operating Budget - Actuals Expenditure Rollup Report**  
**Gadsden 2016-2017 - First Quarter (Jul - Sep) - Expenditure**  
**Submitted**

Fund	Func	Obj	Job	Description	Budget	Adjustments	Adjusted Budget	Current Period	YTD	Encumbrance	Budget Balance	FTE
	2200			<b>Support Services-Instruction</b>								
		51100		<b>Salaries Expense</b>								
24154	2200	51100	1211	Coordinator/Subject Matter Specialist	\$70,734.00	\$0.00	\$70,734.00	\$15,567.24	\$15,567.24	\$46,701.76	\$8,465.00	1.00
<b>24154</b>	<b>2200</b>	<b>51100</b>		<b>SUBTOTAL Salaries Expense</b>	<b>\$70,734.00</b>	<b>\$0.00</b>	<b>\$70,734.00</b>	<b>\$15,567.24</b>	<b>\$15,567.24</b>	<b>\$46,701.76</b>	<b>\$8,465.00</b>	<b>1.00</b>
24154	2200	52111		Educational Retirement	\$9,000.00	\$0.00	\$9,000.00	\$2,163.84	\$2,163.84	\$6,491.53	\$344.63	0.00
24154	2200	52112		ERA - Retiree Health	\$1,300.00	\$0.00	\$1,300.00	\$311.34	\$311.34	\$934.02	\$54.64	0.00
24154	2200	52210		FICA Payments	\$4,000.00	\$0.00	\$4,000.00	\$918.12	\$918.12	\$2,747.17	\$334.71	0.00
24154	2200	52220		Medicare Payments	\$800.00	\$0.00	\$800.00	\$214.70	\$214.70	\$642.42	(\$57.12)	0.00
24154	2200	52311		Health and Medical Premiums	\$6,000.00	\$0.00	\$6,000.00	\$1,077.44	\$1,077.44	\$3,406.32	\$1,516.24	0.00
24154	2200	52312		Life	\$75.00	\$0.00	\$75.00	\$14.10	\$14.10	\$42.30	\$18.60	0.00
24154	2200	52313		Dental	\$300.00	\$0.00	\$300.00	\$49.02	\$49.02	\$147.06	\$103.92	0.00
24154	2200	52314		Vision	\$60.00	\$0.00	\$60.00	\$11.28	\$11.28	\$33.84	\$14.88	0.00
24154	2200	52315		Disability	\$50.00	\$0.00	\$50.00	\$0.00	\$0.00	\$0.00	\$50.00	0.00
24154	2200	52500		Unemployment Compensation	\$150.00	\$0.00	\$150.00	\$14.46	\$14.46	\$43.38	\$92.16	0.00
24154	2200	52710		Workers Compensation Premium	\$1,200.00	\$0.00	\$1,200.00	\$274.14	\$274.14	\$822.42	\$103.44	0.00
24154	2200	52720		Workers Compensation Employer's Fee	\$50.00	\$0.00	\$50.00	\$2.30	\$2.30	\$6.90	\$40.80	0.00
<b>24154</b>	<b>2200</b>			<b>SUBTOTAL Support Services-Instruction</b>	<b>\$93,719.00</b>	<b>\$0.00</b>	<b>\$93,719.00</b>	<b>\$20,617.98</b>	<b>\$20,617.98</b>	<b>\$62,019.12</b>	<b>\$11,081.90</b>	<b>1.00</b>
	2300			<b>Support Services-General Administration</b>								
24154	2300	53713		Indirect Costs - Program Administration	\$15,407.00	\$0.00	\$15,407.00	\$2,026.24	\$2,026.24	\$0.00	\$13,380.76	0.00
<b>24154</b>	<b>2300</b>			<b>SUBTOTAL Support Services-General Administration</b>	<b>\$15,407.00</b>	<b>\$0.00</b>	<b>\$15,407.00</b>	<b>\$2,026.24</b>	<b>\$2,026.24</b>	<b>\$0.00</b>	<b>\$13,380.76</b>	<b>0.00</b>
<b>24154</b>	<b>2000</b>			<b>SUBTOTAL Support Services</b>	<b>\$109,126.00</b>	<b>\$0.00</b>	<b>\$109,126.00</b>	<b>\$22,644.22</b>	<b>\$22,644.22</b>	<b>\$62,019.12</b>	<b>\$24,462.66</b>	<b>1.00</b>
<b>24154</b>				<b>TOTAL</b>	<b>\$905,971.00</b>	<b>\$0.00</b>	<b>\$905,971.00</b>	<b>\$119,149.72</b>	<b>\$119,149.72</b>	<b>\$541,874.64</b>	<b>\$244,946.64</b>	<b>8.00</b>
<b>24174</b>				<b>Teacher/Principal Training &amp; Recruiting</b>								
	1000			<b>Carl D Perkins Secondary - Current Instruction</b>								
		51100		<b>Salaries Expense</b>								
24174	1000	51100	1610	Substitutes Professional Development	\$2,200.00	\$0.00	\$2,200.00	\$0.00	\$0.00	\$0.00	\$2,200.00	0.00
<b>24174</b>	<b>1000</b>	<b>51100</b>		<b>SUBTOTAL Salaries Expense</b>	<b>\$2,200.00</b>	<b>\$0.00</b>	<b>\$2,200.00</b>	<b>\$0.00</b>	<b>\$0.00</b>	<b>\$0.00</b>	<b>\$2,200.00</b>	<b>0.00</b>
		51300		<b>Additional Compensation</b>								
24174	1000	51300	1415	Teachers-Vocational and Technical	\$3,900.00	\$0.00	\$3,900.00	\$2,000.00	\$2,000.00	\$0.00	\$1,900.00	0.00
<b>24174</b>	<b>1000</b>	<b>51300</b>		<b>SUBTOTAL Additional Compensation</b>	<b>\$3,900.00</b>	<b>\$0.00</b>	<b>\$3,900.00</b>	<b>\$2,000.00</b>	<b>\$2,000.00</b>	<b>\$0.00</b>	<b>\$1,900.00</b>	<b>0.00</b>
24174	1000	52111		Educational Retirement	\$300.00	\$0.00	\$300.00	\$278.00	\$278.00	\$0.00	\$22.00	0.00
24174	1000	52112		ERA - Retiree Health	\$50.00	\$0.00	\$50.00	\$40.00	\$40.00	\$0.00	\$10.00	0.00
24174	1000	52210		FICA Payments	\$200.00	\$0.00	\$200.00	\$124.00	\$124.00	\$0.00	\$76.00	0.00
24174	1000	52220		Medicare Payments	\$40.00	\$0.00	\$40.00	\$29.00	\$29.00	\$0.00	\$11.00	0.00

**State of New Mexico  
Public School Operating Budget - Actuals Expenditure Rollup Report  
Gadsden 2016-2017 - First Quarter (Jul - Sep) - Expenditure  
Submitted**

Fund	Func	Obj	Job Description	Budget	Adjustments	Adjusted Budget	Current Period	YTD	Encumbrance	Budget Balance	FTE
24174	1000	52500	Unemployment Compensation	\$0.00	\$0.00	\$0.00	\$1.86	\$1.86	\$0.00	(\$1.86)	0.00
24174	1000	52710	Workers Compensation Premium	\$0.00	\$0.00	\$0.00	\$35.22	\$35.22	\$0.00	(\$35.22)	0.00
24174	1000	53330	Professional Development	\$13,000.00	\$0.00	\$13,000.00	\$5,318.95	\$5,318.95	\$0.00	\$7,681.05	0.00
24174	1000	53414	Other Services	\$0.00	\$0.00	\$0.00	\$0.00	\$0.00	\$282.00	(\$282.00)	0.00
24174	1000	53711	Other Charges	\$0.00	\$0.00	\$0.00	\$0.00	\$0.00	\$275.00	(\$275.00)	0.00
24174	1000	58113	Software	\$14,000.00	\$0.00	\$14,000.00	\$4,199.75	\$4,199.75	\$2,670.50	\$7,129.75	0.00
24174	1000	58118	General Supplies and Materials	\$80,155.00	\$0.00	\$80,155.00	\$299.70	\$299.70	\$10,711.67	\$69,143.63	0.00
24174	1000	57331	Fixed Assets (more than \$5,000)	\$45,000.00	\$0.00	\$45,000.00	\$0.00	\$0.00	\$21,475.67	\$23,524.33	0.00
24174	1000	57332	Supply Assets (\$5,000 or less)	\$30,000.00	\$0.00	\$30,000.00	\$19,356.80	\$19,356.80	\$18,837.46	(\$8,194.26)	0.00
<b>24174</b>	<b>1000</b>		<b>SUBTOTAL Instruction</b>	<b>\$188,845.00</b>	<b>\$0.00</b>	<b>\$188,845.00</b>	<b>\$31,683.28</b>	<b>\$31,683.28</b>	<b>\$54,252.30</b>	<b>\$102,909.42</b>	<b>0.00</b>
	<b>2000</b>		<b>Support Services</b>								
	<b>2300</b>		<b>Support Services-General Administration</b>								
24174	2300	53713	Indirect Costs -- Program Administration	\$4,000.00	\$0.00	\$4,000.00	\$548.12	\$548.12	\$0.00	\$3,451.88	0.00
<b>24174</b>	<b>2300</b>		<b>SUBTOTAL Support Services-General Administration</b>	<b>\$4,000.00</b>	<b>\$0.00</b>	<b>\$4,000.00</b>	<b>\$548.12</b>	<b>\$548.12</b>	<b>\$0.00</b>	<b>\$3,451.88</b>	<b>0.00</b>
<b>24174</b>	<b>2000</b>		<b>SUBTOTAL Support Services</b>	<b>\$4,000.00</b>	<b>\$0.00</b>	<b>\$4,000.00</b>	<b>\$548.12</b>	<b>\$548.12</b>	<b>\$0.00</b>	<b>\$3,451.88</b>	<b>0.00</b>
<b>24174</b>			<b>TOTAL Carl D Perkins Secondary - Current</b>	<b>\$192,845.00</b>	<b>\$0.00</b>	<b>\$192,845.00</b>	<b>\$32,231.40</b>	<b>\$32,231.40</b>	<b>\$54,252.30</b>	<b>\$106,361.30</b>	<b>0.00</b>
<b>24176</b>			<b>Carl D Perkins Secondary - Redistribution Instruction</b>								
	<b>1000</b>										
24176	1000	53330	Professional Development	\$0.00	\$0.00	\$0.00	\$2,000.00	\$2,000.00	\$0.00	(\$2,000.00)	0.00
24176	1000	56113	Software	\$0.00	\$0.00	\$0.00	\$9,324.00	\$9,324.00	\$0.00	(\$9,324.00)	0.00
24176	1000	56118	General Supplies and Materials	\$0.00	\$5,694.00	\$5,694.00	\$0.00	\$0.00	\$0.00	\$5,694.00	0.00
24176	1000	57332	Supply Assets (\$5,000 or less)	\$0.00	\$5,694.00	\$5,694.00	\$0.00	\$0.00	\$0.00	\$5,694.00	0.00
<b>24176</b>	<b>1000</b>		<b>SUBTOTAL Instruction</b>	<b>\$0.00</b>	<b>\$11,388.00</b>	<b>\$11,388.00</b>	<b>\$11,324.00</b>	<b>\$11,324.00</b>	<b>\$0.00</b>	<b>\$64.00</b>	<b>0.00</b>
<b>24176</b>			<b>TOTAL Carl D Perkins Secondary - Redistribution</b>	<b>\$0.00</b>	<b>\$11,388.00</b>	<b>\$11,388.00</b>	<b>\$11,324.00</b>	<b>\$11,324.00</b>	<b>\$0.00</b>	<b>\$64.00</b>	<b>0.00</b>
<b>24000</b>			<b>TOTAL Federal Flow-through Grants</b>	<b>\$12,365,946.00</b>	<b>\$518,944.00</b>	<b>\$12,884,890.00</b>	<b>\$2,001,281.53</b>	<b>\$2,001,281.53</b>	<b>\$7,310,530.55</b>	<b>\$3,573,077.92</b>	<b>177.06</b>
<b>25000</b>			<b>Federal Direct Grants</b>								
<b>25153</b>			<b>Title XIX MEDICAID 3/21 Years Instruction</b>								
	<b>1000</b>										
25153	1000	55817	Student Travel	\$2,000.00	\$0.00	\$2,000.00	\$0.00	\$0.00	\$0.00	\$2,000.00	0.00
<b>25153</b>	<b>1000</b>		<b>SUBTOTAL Instruction</b>	<b>\$2,000.00</b>	<b>\$0.00</b>	<b>\$2,000.00</b>	<b>\$0.00</b>	<b>\$0.00</b>	<b>\$0.00</b>	<b>\$2,000.00</b>	<b>0.00</b>
	<b>2000</b>		<b>Support Services</b>								
	<b>2100</b>		<b>Support Services-Students</b>								

**State of New Mexico**  
**Public School Operating Budget - Actuals Expenditure Rollup Report**  
**Gadsden 2016-2017 - First Quarter (Jul - Sep) - Expenditure**  
**Submitted**

Fund	Func	Obj	Job	Description	Budget	Adjustments	Adjusted Budget	Current Period	YTD	Encumbrance	Budget Balance	FTE
		<b>51100</b>		<b>Salaries Expense</b>								
25153	2100	51100	1215	Registered Nurses	\$220,000.00	\$0.00	\$220,000.00	\$35,878.50	\$35,878.50	\$136,338.07	\$47,783.43	5.00
25153	2100	51100	1216	Health Assistants	\$75,000.00	\$0.00	\$75,000.00	\$6,215.05	\$6,215.05	\$23,617.06	\$45,167.89	2.00
25153	2100	51100	1218	School/Student Support	\$250,000.00	\$0.00	\$250,000.00	\$35,046.36	\$35,046.36	\$175,231.64	\$39,722.00	5.00
<b>25153</b>	<b>2100</b>	<b>51100</b>		<b>SUBTOTAL Salaries Expense</b>	<b>\$545,000.00</b>	<b>\$0.00</b>	<b>\$545,000.00</b>	<b>\$77,139.91</b>	<b>\$77,139.91</b>	<b>\$335,186.77</b>	<b>\$132,673.32</b>	<b>12.00</b>
		<b>51300</b>		<b>Additional Compensation</b>								
25153	2100	51300	1215	Registered Nurses	\$2,000.00	\$0.00	\$2,000.00	\$0.00	\$0.00	\$0.00	\$2,000.00	0.00
<b>25153</b>	<b>2100</b>	<b>51300</b>		<b>SUBTOTAL Additional Compensation</b>	<b>\$2,000.00</b>	<b>\$0.00</b>	<b>\$2,000.00</b>	<b>\$0.00</b>	<b>\$0.00</b>	<b>\$0.00</b>	<b>\$2,000.00</b>	<b>0.00</b>
25153	2100	52111		Educational Retirement	\$85,000.00	\$0.00	\$85,000.00	\$10,722.44	\$10,722.44	\$46,590.94	\$27,686.62	0.00
25153	2100	52112		ERA - Retiree Health	\$15,000.00	\$0.00	\$15,000.00	\$1,542.87	\$1,542.87	\$6,703.98	\$6,753.15	0.00
25153	2100	52210		FICA Payments	\$35,000.00	\$0.00	\$35,000.00	\$4,336.66	\$4,336.66	\$18,688.93	\$11,974.41	0.00
25153	2100	52220		Medicare Payments	\$13,000.00	\$0.00	\$13,000.00	\$1,014.29	\$1,014.29	\$4,371.01	\$7,614.70	0.00
25153	2100	52311		Health and Medical Premiums	\$75,000.00	\$0.00	\$75,000.00	\$9,424.05	\$9,424.05	\$44,924.61	\$20,651.34	0.00
25153	2100	52312		Life	\$1,000.00	\$0.00	\$1,000.00	\$119.85	\$119.85	\$502.90	\$377.25	0.00
25153	2100	52313		Dental	\$4,000.00	\$0.00	\$4,000.00	\$602.16	\$602.16	\$2,605.45	\$792.39	0.00
25153	2100	52314		Vision	\$1,000.00	\$0.00	\$1,000.00	\$107.07	\$107.07	\$462.05	\$430.88	0.00
25153	2100	52315		Disability	\$1,000.00	\$0.00	\$1,000.00	\$174.00	\$174.00	\$734.38	\$91.62	0.00
25153	2100	52500		Unemployment Compensation	\$1,000.00	\$0.00	\$1,000.00	\$71.69	\$71.69	\$311.59	\$616.72	0.00
25153	2100	52710		Workers Compensation Premium	\$9,000.00	\$0.00	\$9,000.00	\$1,358.51	\$1,358.51	\$5,902.93	\$1,738.56	0.00
25153	2100	52720		Workers Compensation Employer's Fee	\$300.00	\$0.00	\$300.00	\$25.09	\$25.09	\$75.27	\$199.64	0.00
25153	2100	53414		Other Services	\$2,000.00	\$0.00	\$2,000.00	\$53.08	\$53.08	\$1,146.92	\$800.00	0.00
25153	2100	53711		Other Charges	\$600.00	\$0.00	\$600.00	\$0.00	\$0.00	\$0.00	\$600.00	0.00
25153	2100	54311		Maintenance & Repair - Furniture/Fixtures/Equipment	\$2,000.00	\$0.00	\$2,000.00	\$0.00	\$0.00	\$705.00	\$1,295.00	0.00
25153	2100	55813		Employee Travel - Non-Teachers	\$10,000.00	\$0.00	\$10,000.00	\$0.00	\$0.00	\$0.00	\$10,000.00	0.00
25153	2100	56113		Software	\$40,000.00	\$0.00	\$40,000.00	\$0.00	\$0.00	\$0.00	\$40,000.00	0.00
25153	2100	56118		General Supplies and Materials	\$8,000.00	\$0.00	\$8,000.00	\$158.15	\$158.15	\$915.72	\$6,926.13	0.00
<b>25153</b>	<b>2100</b>			<b>SUBTOTAL Support Services-Students</b>	<b>\$849,900.00</b>	<b>\$0.00</b>	<b>\$849,900.00</b>	<b>\$106,849.82</b>	<b>\$106,849.82</b>	<b>\$469,828.45</b>	<b>\$273,221.73</b>	<b>12.00</b>
	<b>2200</b>			<b>Support Services-Instruction</b>								
		<b>51100</b>		<b>Salaries Expense</b>								
25153	2200	51100	1211	Coordinator/Subject Matter Specialist	\$75,000.00	\$0.00	\$75,000.00	\$19,215.78	\$19,215.78	\$61,321.02	(\$5,536.80)	2.00
25153	2200	51100	1217	Secretarial/Clerical/Technical Assistants	\$56,000.00	\$0.00	\$56,000.00	\$4,985.92	\$4,985.92	\$1,030.08	\$49,984.00	2.00
<b>25153</b>	<b>2200</b>	<b>51100</b>		<b>SUBTOTAL Salaries Expense</b>	<b>\$131,000.00</b>	<b>\$0.00</b>	<b>\$131,000.00</b>	<b>\$24,201.70</b>	<b>\$24,201.70</b>	<b>\$62,351.10</b>	<b>\$44,447.20</b>	<b>4.00</b>
25153	2200	52111		Educational Retirement	\$18,000.00	\$0.00	\$18,000.00	\$3,364.08	\$3,364.08	\$8,666.88	\$5,969.04	0.00
25153	2200	52112		ERA - Retiree Health	\$5,000.00	\$0.00	\$5,000.00	\$484.02	\$484.02	\$1,246.94	\$3,269.04	0.00
25153	2200	52210		FICA Payments	\$8,000.00	\$0.00	\$8,000.00	\$1,320.50	\$1,320.50	\$3,336.87	\$3,342.63	0.00
25153	2200	52220		Medicare Payments	\$2,000.00	\$0.00	\$2,000.00	\$308.84	\$308.84	\$780.45	\$910.71	0.00
25153	2200	52311		Health and Medical Premiums	\$22,000.00	\$0.00	\$22,000.00	\$3,086.32	\$3,086.32	\$8,973.75	\$9,939.93	0.00
25153	2200	52312		Life	\$500.00	\$0.00	\$500.00	\$37.60	\$37.60	\$86.70	\$375.70	0.00
25153	2200	52313		Dental	\$1,500.00	\$0.00	\$1,500.00	\$240.00	\$240.00	\$733.88	\$526.12	0.00
25153	2200	52314		Vision	\$500.00	\$0.00	\$500.00	\$36.72	\$36.72	\$112.97	\$350.31	0.00

**State of New Mexico  
Public School Operating Budget - Actuals Expenditure Rollup Report  
Gadsden 2016-2017 - First Quarter (Jul - Sep) - Expenditure  
Submitted**

Fund	Func	Obj	Job Description	Budget	Adjustments	Adjusted Budget	Current Period	YTD	Encumbrance	Budget Balance	FTE
25153	2200	52315	Disability	\$500.00	\$0.00	\$500.00	\$64.74	\$64.74	\$194.22	\$241.04	0.00
25153	2200	52500	Unemployment Compensation	\$500.00	\$0.00	\$500.00	\$22.50	\$22.50	\$58.01	\$419.49	0.00
25153	2200	52710	Workers Compensation Premium	\$2,000.00	\$0.00	\$2,000.00	\$426.24	\$426.24	\$1,098.14	\$475.62	0.00
25153	2200	52720	Workers Compensation Employer's Fee	\$100.00	\$0.00	\$100.00	\$4.60	\$4.60	\$13.80	\$81.60	0.00
25153	2200	53330	Professional Development	\$70,000.00	\$0.00	\$70,000.00	\$6,151.12	\$6,151.12	\$7,055.00	\$56,793.88	0.00
25153	2200	53414	Other Services	\$75,000.00	\$0.00	\$75,000.00	\$1,371.51	\$1,371.51	\$58,628.49	\$15,000.00	0.00
25153	2200	55813	Employee Travel - Non-Teachers	\$15,000.00	\$0.00	\$15,000.00	\$531.20	\$531.20	\$1,700.00	\$12,768.80	0.00
25153	2200	56113	Software	\$27,000.00	\$0.00	\$27,000.00	\$11,836.00	\$11,836.00	\$0.00	\$15,164.00	0.00
25153	2200	56118	General Supplies and Materials	\$128,692.00	\$0.00	\$128,692.00	\$0.00	\$0.00	\$288.11	\$128,403.89	0.00
25153	2200	57331	Fixed Assets (more than \$5,000)	\$100,000.00	\$0.00	\$100,000.00	\$0.00	\$0.00	\$0.00	\$100,000.00	0.00
25153	2200	57332	Supply Assets (\$5,000 or less)	\$25,000.00	\$0.00	\$25,000.00	\$0.00	\$0.00	\$0.00	\$25,000.00	0.00
<b>25153</b>	<b>2200</b>		<b>SUBTOTAL Support Services-Instruction</b>	<b>\$632,292.00</b>	<b>\$0.00</b>	<b>\$632,292.00</b>	<b>\$53,487.69</b>	<b>\$53,487.69</b>	<b>\$155,325.31</b>	<b>\$423,479.00</b>	<b>4.00</b>
	<b>2300</b>		<b>Support Services-General Administration</b>								
25153	2300	53713	Indirect Costs - Program Administration	\$16,162.00	\$0.00	\$16,162.00	\$2,784.63	\$2,784.63	\$0.00	\$13,377.37	0.00
<b>25153</b>	<b>2300</b>		<b>SUBTOTAL Support Services-General Administration</b>	<b>\$16,162.00</b>	<b>\$0.00</b>	<b>\$16,162.00</b>	<b>\$2,784.63</b>	<b>\$2,784.63</b>	<b>\$0.00</b>	<b>\$13,377.37</b>	<b>0.00</b>
	<b>2600</b>		<b>Operation &amp; Maintenance of Plant</b>								
25153	2600	54416	Communication Services	\$4,500.00	\$0.00	\$4,500.00	\$623.70	\$623.70	\$3,616.48	\$259.82	0.00
<b>25153</b>	<b>2600</b>		<b>SUBTOTAL Operation &amp; Maintenance of Plant</b>	<b>\$4,500.00</b>	<b>\$0.00</b>	<b>\$4,500.00</b>	<b>\$623.70</b>	<b>\$623.70</b>	<b>\$3,616.48</b>	<b>\$259.82</b>	<b>0.00</b>
<b>25153</b>	<b>2000</b>		<b>SUBTOTAL Support Services</b>	<b>\$1,502,854.00</b>	<b>\$0.00</b>	<b>\$1,502,854.00</b>	<b>\$163,745.84</b>	<b>\$163,745.84</b>	<b>\$628,770.24</b>	<b>\$710,337.92</b>	<b>16.00</b>
<b>25153</b>			<b>TOTAL Title XIX MEDICAID 3/21 Years</b>	<b>\$1,504,854.00</b>	<b>\$0.00</b>	<b>\$1,504,854.00</b>	<b>\$163,745.84</b>	<b>\$163,745.84</b>	<b>\$628,770.24</b>	<b>\$712,337.92</b>	<b>16.00</b>
<b>25000</b>			<b>TOTAL Federal Direct Grants</b>	<b>\$1,504,854.00</b>	<b>\$0.00</b>	<b>\$1,504,854.00</b>	<b>\$163,745.84</b>	<b>\$163,745.84</b>	<b>\$628,770.24</b>	<b>\$712,337.92</b>	<b>16.00</b>
<b>26000</b>			<b>Local Grants</b>								
<b>26204</b>			<b>Spaceport GRT Grant - Dona Ana County Instruction</b>								
	<b>1000</b>		<b>Salaries Expense</b>								
26204	1000	51100	1411 Teachers-Grades 1-12	\$0.00	\$0.00	\$0.00	\$0.00	\$0.00	\$3,000.00	(\$3,000.00)	0.25
<b>26204</b>	<b>1000</b>	<b>51100</b>	<b>SUBTOTAL Salaries Expense</b>	<b>\$0.00</b>	<b>\$0.00</b>	<b>\$0.00</b>	<b>\$0.00</b>	<b>\$0.00</b>	<b>\$3,000.00</b>	<b>(\$3,000.00)</b>	<b>0.25</b>
		<b>51300</b>	<b>Additional Compensation</b>								
26204	1000	51300	1411 Teachers-Grades 1-12	\$200,000.00	\$0.00	\$200,000.00	\$4,644.02	\$4,644.02	\$40,564.19	\$154,791.79	0.00
<b>26204</b>	<b>1000</b>	<b>51300</b>	<b>SUBTOTAL Additional Compensation</b>	<b>\$200,000.00</b>	<b>\$0.00</b>	<b>\$200,000.00</b>	<b>\$4,644.02</b>	<b>\$4,644.02</b>	<b>\$40,564.19</b>	<b>\$154,791.79</b>	<b>0.00</b>
26204	1000	52111	Educational Retirement	\$27,800.00	\$0.00	\$27,800.00	\$645.68	\$645.68	\$5,662.96	\$21,491.36	0.00
26204	1000	52112	ERA - Retiree Health	\$4,000.00	\$0.00	\$4,000.00	\$92.70	\$92.70	\$812.73	\$3,094.57	0.00
26204	1000	52210	FICA Payments	\$13,090.00	\$0.00	\$13,090.00	\$276.49	\$276.49	\$2,426.93	\$10,386.58	0.00

**State of New Mexico  
Public School Operating Budget - Actuals Expenditure Rollup Report  
Gadsden 2016-2017 - First Quarter (Jul - Sep) - Expenditure  
Submitted**

Fund	Func	Obj	Job	Description	Budget	Adjustments	Adjusted Budget	Current Period	YTD	Encumbrance	Budget Balance	FTE
26204	1000	52220		Medicare Payments	\$2,900.00	\$0.00	\$2,900.00	\$64.63	\$64.63	\$567.24	\$2,268.13	0.00
26204	1000	52500		Unemployment Compensation	\$0.00	\$0.00	\$0.00	\$4.13	\$4.13	\$35.96	(\$40.09)	0.00
26204	1000	52710		Workers Compensation Premium	\$0.00	\$0.00	\$0.00	\$81.74	\$81.74	\$716.93	(\$798.67)	0.00
26204	1000	53330		Professional Development	\$200,000.00	\$0.00	\$200,000.00	\$7,458.96	\$7,458.96	\$0.00	\$192,541.04	0.00
26204	1000	53414		Other Services	\$250,000.00	\$0.00	\$250,000.00	\$51,050.58	\$51,050.58	\$172,348.89	\$26,600.53	0.00
26204	1000	53711		Other Charges	\$75,000.00	\$0.00	\$75,000.00	\$0.00	\$0.00	\$0.00	\$75,000.00	0.00
26204	1000	55817		Student Travel	\$100,000.00	\$0.00	\$100,000.00	\$21,638.18	\$21,638.18	\$160.00	\$78,201.82	0.00
26204	1000	56113		Software	\$100,000.00	\$0.00	\$100,000.00	\$3,031.50	\$3,031.50	\$0.00	\$96,968.50	0.00
26204	1000	56118		General Supplies and Materials	\$200,000.00	\$0.00	\$200,000.00	\$9,457.55	\$9,457.55	\$2,501.13	\$188,041.32	0.00
26204	1000	57331		Fixed Assets (more than \$5,000)	\$200,000.00	\$0.00	\$200,000.00	\$6,116.64	\$6,116.64	\$0.00	\$193,883.36	0.00
26204	1000	57332		Supply Assets (\$5,000 or less)	\$200,000.00	\$0.00	\$200,000.00	\$5,929.06	\$5,929.06	\$4,984.60	\$189,086.34	0.00
<b>26204</b>	<b>1000</b>			<b>SUBTOTAL Instruction</b>	<b>\$1,572,790.00</b>	<b>\$0.00</b>	<b>\$1,572,790.00</b>	<b>\$110,491.86</b>	<b>\$110,491.86</b>	<b>\$233,781.56</b>	<b>\$1,228,516.58</b>	<b>0.25</b>
	<b>2000</b>			<b>Support Services</b>								
	<b>2300</b>			<b>Support Services-General Administration</b>								
26204	2300	53713		Indirect Costs – Program Administration	\$27,210.00	\$0.00	\$27,210.00	\$1,911.51	\$1,911.51	\$0.00	\$25,298.49	0.00
<b>26204</b>	<b>2300</b>			<b>SUBTOTAL Support Services-General Administration</b>	<b>\$27,210.00</b>	<b>\$0.00</b>	<b>\$27,210.00</b>	<b>\$1,911.51</b>	<b>\$1,911.51</b>	<b>\$0.00</b>	<b>\$25,298.49</b>	<b>0.00</b>
<b>26204</b>	<b>2000</b>			<b>SUBTOTAL Support Services</b>	<b>\$27,210.00</b>	<b>\$0.00</b>	<b>\$27,210.00</b>	<b>\$1,911.51</b>	<b>\$1,911.51</b>	<b>\$0.00</b>	<b>\$25,298.49</b>	<b>0.00</b>
<b>26204</b>				<b>TOTAL Spaceport GRT Grant – Dona Ana County</b>	<b>\$1,600,000.00</b>	<b>\$0.00</b>	<b>\$1,600,000.00</b>	<b>\$112,403.37</b>	<b>\$112,403.37</b>	<b>\$233,781.56</b>	<b>\$1,253,815.07</b>	<b>0.25</b>
<b>26215</b>				<b>The Bridge of Southern New Mexico Instruction</b>								
	<b>1000</b>											
26215	1000	56118		General Supplies and Materials	\$2,696.00	\$0.00	\$2,696.00	\$195.65	\$195.65	\$0.00	\$2,500.35	0.00
<b>26215</b>	<b>1000</b>			<b>SUBTOTAL Instruction</b>	<b>\$2,696.00</b>	<b>\$0.00</b>	<b>\$2,696.00</b>	<b>\$195.65</b>	<b>\$195.65</b>	<b>\$0.00</b>	<b>\$2,500.35</b>	<b>0.00</b>
<b>26215</b>				<b>TOTAL The Bridge of Southern New Mexico</b>	<b>\$2,696.00</b>	<b>\$0.00</b>	<b>\$2,696.00</b>	<b>\$195.65</b>	<b>\$195.65</b>	<b>\$0.00</b>	<b>\$2,500.35</b>	<b>0.00</b>
<b>26000</b>				<b>TOTAL Local Grants</b>	<b>\$1,602,696.00</b>	<b>\$0.00</b>	<b>\$1,602,696.00</b>	<b>\$112,599.02</b>	<b>\$112,599.02</b>	<b>\$233,781.56</b>	<b>\$1,256,315.42</b>	<b>0.25</b>
<b>27000</b>				<b>State Flow-through Grants</b>								
<b>27103</b>				<b>2009 Dual Credit Instructional Materials/HB2 Instruction</b>								
	<b>1000</b>											
27103	1000	56112		Other Textbooks	\$0.00	\$32,402.00	\$32,402.00	\$0.00	\$0.00	\$0.00	\$32,402.00	0.00
<b>27103</b>	<b>1000</b>			<b>SUBTOTAL Instruction</b>	<b>\$0.00</b>	<b>\$32,402.00</b>	<b>\$32,402.00</b>	<b>\$0.00</b>	<b>\$0.00</b>	<b>\$0.00</b>	<b>\$32,402.00</b>	<b>0.00</b>
<b>27103</b>				<b>TOTAL 2009 Dual Credit Instructional Materials/HB2</b>	<b>\$0.00</b>	<b>\$32,402.00</b>	<b>\$32,402.00</b>	<b>\$0.00</b>	<b>\$0.00</b>	<b>\$0.00</b>	<b>\$32,402.00</b>	<b>0.00</b>

**State of New Mexico**  
**Public School Operating Budget - Actuals Expenditure Rollup Report**  
**Gadsden 2016-2017 - First Quarter (Jul - Sep) - Expenditure**  
**Submitted**

Fund	Func	Obj	Job	Description	Budget	Adjustments	Adjusted Budget	Current Period	YTD	Encumbrance	Budget Balance	FTE
27107				2012 GOB Bond Student Library SB-66 Support Services								
	2000			Support Services-Instruction								
27107	2200	58114		Library And Audio-Visual	\$102,325.00	\$0.00	\$102,325.00	\$0.00	\$0.00	\$0.00	\$102,325.00	0.00
27107	2200			<b>SUBTOTAL Support Services-Instruction</b>	<b>\$102,325.00</b>	<b>\$0.00</b>	<b>\$102,325.00</b>	<b>\$0.00</b>	<b>\$0.00</b>	<b>\$0.00</b>	<b>\$102,325.00</b>	<b>0.00</b>
27107	2000			<b>SUBTOTAL Support Services</b>	<b>\$102,325.00</b>	<b>\$0.00</b>	<b>\$102,325.00</b>	<b>\$0.00</b>	<b>\$0.00</b>	<b>\$0.00</b>	<b>\$102,325.00</b>	<b>0.00</b>
27107				<b>TOTAL 2012 GOB Bond Student Library SB-66</b>	<b>\$102,325.00</b>	<b>\$0.00</b>	<b>\$102,325.00</b>	<b>\$0.00</b>	<b>\$0.00</b>	<b>\$0.00</b>	<b>\$102,325.00</b>	<b>0.00</b>
27149				PreK Initiative Instruction								
	1000			Salaries Expense								
27149	1000	51100	1414	Teachers-Preschool (exclude Special Ed)	\$700,000.00	\$0.00	\$700,000.00	\$121,502.10	\$121,502.10	\$454,111.26	\$124,386.64	14.00
27149	1000	51100	1610	Substitutes Professional Development	\$50,000.00	\$0.00	\$50,000.00	\$0.00	\$0.00	\$0.00	\$50,000.00	0.00
27149	1000	51100	1611	Substitutes-Sick Leave	\$0.00	\$0.00	\$0.00	\$2,253.89	\$2,253.89	\$837.91	(\$3,091.80)	0.00
27149	1000	51100	1612	Substitutes-Other Leave	\$0.00	\$0.00	\$0.00	\$557.38	\$557.38	\$105.00	(\$662.38)	0.00
27149	1000	51100	1714	Instructional Assistants Preschool	\$300,000.00	\$0.00	\$300,000.00	\$52,730.29	\$52,730.29	\$197,997.66	\$49,272.05	16.50
27149	1000	51100		<b>SUBTOTAL Salaries Expense</b>	<b>\$1,050,000.00</b>	<b>\$0.00</b>	<b>\$1,050,000.00</b>	<b>\$177,043.66</b>	<b>\$177,043.66</b>	<b>\$653,051.83</b>	<b>\$219,904.51</b>	<b>30.50</b>
				Additional Compensation								
27149	1000	51300	1621	Summer School/After School	\$0.00	\$0.00	\$0.00	\$0.00	\$0.00	\$75.00	(\$75.00)	0.00
27149	1000	51300		<b>SUBTOTAL Additional Compensation</b>	<b>\$0.00</b>	<b>\$0.00</b>	<b>\$0.00</b>	<b>\$0.00</b>	<b>\$0.00</b>	<b>\$75.00</b>	<b>(\$75.00)</b>	<b>0.00</b>
27149	1000	52111		Educational Retirement	\$166,000.00	\$0.00	\$166,000.00	\$24,218.22	\$24,218.22	\$89,865.48	\$51,916.30	0.00
27149	1000	52112		ERA - Retiree Health	\$25,000.00	\$0.00	\$25,000.00	\$3,484.86	\$3,484.86	\$12,931.00	\$8,584.14	0.00
27149	1000	52210		FICA Payments	\$75,000.00	\$0.00	\$75,000.00	\$10,076.72	\$10,076.72	\$36,701.11	\$28,222.17	0.00
27149	1000	52220		Medicare Payments	\$17,500.00	\$0.00	\$17,500.00	\$2,356.67	\$2,356.67	\$8,583.38	\$6,559.95	0.00
27149	1000	52311		Health and Medical Premiums	\$140,000.00	\$0.00	\$140,000.00	\$21,546.94	\$21,546.94	\$81,730.09	\$36,722.97	0.00
27149	1000	52312		Life	\$2,500.00	\$0.00	\$2,500.00	\$321.95	\$321.95	\$1,185.48	\$992.57	0.00
27149	1000	52313		Dental	\$8,200.00	\$0.00	\$8,200.00	\$1,343.56	\$1,343.56	\$5,008.22	\$1,848.22	0.00
27149	1000	52314		Vision	\$1,200.00	\$0.00	\$1,200.00	\$272.76	\$272.76	\$1,003.89	(\$76.65)	0.00
27149	1000	52315		Disability	\$1,200.00	\$0.00	\$1,200.00	\$199.72	\$199.72	\$748.79	\$251.49	0.00
27149	1000	52500		Unemployment Compensation	\$1,400.00	\$0.00	\$1,400.00	\$164.72	\$164.72	\$602.37	\$632.91	0.00
27149	1000	52710		Workers Compensation Premium	\$18,000.00	\$0.00	\$18,000.00	\$3,117.63	\$3,117.63	\$11,401.27	\$3,481.10	0.00
27149	1000	52720		Workers Compensation Employer's Fee	\$750.00	\$0.00	\$750.00	\$72.86	\$72.86	\$182.85	\$494.29	0.00
27149	1000	53330		Professional Development	\$10,000.00	\$0.00	\$10,000.00	\$315.00	\$315.00	\$355.00	\$9,330.00	0.00
27149	1000	53414		Other Services	\$1,763.00	\$0.00	\$1,763.00	\$1,290.00	\$1,290.00	\$0.00	\$473.00	0.00
27149	1000	55817		Student Travel	\$10,000.00	\$0.00	\$10,000.00	\$0.00	\$0.00	\$0.00	\$10,000.00	0.00
27149	1000	55819		Employee Travel - Teachers	\$4,000.00	\$0.00	\$4,000.00	\$666.28	\$666.28	\$3,383.72	(\$50.00)	0.00
27149	1000	56118		General Supplies and Materials	\$48,000.00	\$0.00	\$48,000.00	\$335.00	\$335.00	\$0.00	\$47,665.00	0.00
27149	1000	57332		Supply Assets (\$5,000 or less)	\$24,000.00	\$0.00	\$24,000.00	\$0.00	\$0.00	\$0.00	\$24,000.00	0.00

**State of New Mexico  
Public School Operating Budget - Actuals Expenditure Rollup Report  
Gadsden 2016-2017 - First Quarter (Jul - Sep) - Expenditure  
Submitted**

Fund	Func	Obj	Job	Description	Budget	Adjustments	Adjusted Budget	Current Period	YTD	Encumbrance	Budget Balance	FTE
<b>27149</b>	<b>1000</b>			<b>SUBTOTAL Instruction</b>	<b>\$1,604,513.00</b>	<b>\$0.00</b>	<b>\$1,604,513.00</b>	<b>\$246,826.55</b>	<b>\$246,826.55</b>	<b>\$906,809.48</b>	<b>\$450,876.97</b>	<b>30.50</b>
	<b>2000</b>			<b>Support Services</b>								
	<b>2200</b>			<b>Support Services-Instruction</b>								
		<b>51100</b>		<b>Salaries Expense</b>								
27149	2200	51100	1211	Coordinator/Subject Matter Specialist	\$90,000.00	\$0.00	\$90,000.00	\$15,849.24	\$15,849.24	\$47,547.66	\$26,603.10	1.00
27149	2200	51100	1217	Secretarial/Clerical/Technical Assistants	\$0.00	\$0.00	\$0.00	\$4,342.80	\$4,342.80	\$2,579.36	(\$6,922.16)	2.00
<b>27149</b>	<b>2200</b>	<b>51100</b>		<b>SUBTOTAL Salaries Expense</b>	<b>\$90,000.00</b>	<b>\$0.00</b>	<b>\$90,000.00</b>	<b>\$20,192.04</b>	<b>\$20,192.04</b>	<b>\$50,127.02</b>	<b>\$19,680.94</b>	<b>3.00</b>
27149	2200	52111		Educational Retirement	\$15,000.00	\$0.00	\$15,000.00	\$2,806.67	\$2,806.67	\$6,967.59	\$5,225.74	0.00
27149	2200	52112		ERA - Retiree Health	\$3,000.00	\$0.00	\$3,000.00	\$403.83	\$403.83	\$1,002.52	\$1,593.65	0.00
27149	2200	52210		FICA Payments	\$6,500.00	\$0.00	\$6,500.00	\$1,170.91	\$1,170.91	\$2,939.44	\$2,389.65	0.00
27149	2200	52220		Medicare Payments	\$1,400.00	\$0.00	\$1,400.00	\$273.81	\$273.81	\$687.37	\$438.82	0.00
27149	2200	52311		Health and Medical Premiums	\$10,000.00	\$0.00	\$10,000.00	\$2,055.36	\$2,055.36	\$4,021.35	\$3,923.29	0.00
27149	2200	52312		Life	\$450.00	\$0.00	\$450.00	\$25.85	\$25.85	\$49.35	\$374.80	0.00
27149	2200	52313		Dental	\$650.00	\$0.00	\$650.00	\$93.27	\$93.27	\$173.61	\$383.12	0.00
27149	2200	52314		Vision	\$100.00	\$0.00	\$100.00	\$10.15	\$10.15	\$6.09	\$83.76	0.00
27149	2200	52315		Disability	\$100.00	\$0.00	\$100.00	\$0.00	\$0.00	\$0.00	\$100.00	0.00
27149	2200	52500		Unemployment Compensation	\$150.00	\$0.00	\$150.00	\$18.81	\$18.81	\$46.68	\$84.51	0.00
27149	2200	52710		Workers Compensation Premium	\$500.00	\$0.00	\$500.00	\$355.62	\$355.62	\$882.79	(\$738.41)	0.00
27149	2200	52720		Workers Compensation Employer's Fee	\$300.00	\$0.00	\$300.00	\$4.60	\$4.60	\$6.90	\$288.50	0.00
27149	2200	53330		Professional Development	\$3,000.00	\$0.00	\$3,000.00	\$105.00	\$105.00	\$0.00	\$2,895.00	0.00
27149	2200	53414		Other Services	\$2,200.00	\$0.00	\$2,200.00	\$0.00	\$0.00	\$0.00	\$2,200.00	0.00
27149	2200	54311		Maintenance & Repair - Furniture/Fixtures/Equipment	\$25,450.00	\$0.00	\$25,450.00	\$9,253.78	\$9,253.78	\$11,879.66	\$4,316.56	0.00
27149	2200	56118		General Supplies and Materials	\$23,573.00	\$0.00	\$23,573.00	\$0.00	\$0.00	\$0.00	\$23,573.00	0.00
27149	2200	57332		Supply Assets (\$5,000 or less)	\$16,000.00	\$0.00	\$16,000.00	\$0.00	\$0.00	\$0.00	\$16,000.00	0.00
<b>27149</b>	<b>2200</b>			<b>SUBTOTAL Support Services-Instruction</b>	<b>\$198,373.00</b>	<b>\$0.00</b>	<b>\$198,373.00</b>	<b>\$36,769.70</b>	<b>\$36,769.70</b>	<b>\$78,790.37</b>	<b>\$82,812.93</b>	<b>3.00</b>
	<b>2300</b>			<b>Support Services-General Administration</b>								
27149	2300	53713		Indirect Costs - Program Administration	\$19,793.00	\$0.00	\$19,793.00	\$2,835.96	\$2,835.96	\$0.00	\$16,957.04	0.00
<b>27149</b>	<b>2300</b>			<b>SUBTOTAL Support Services-General Administration</b>	<b>\$19,793.00</b>	<b>\$0.00</b>	<b>\$19,793.00</b>	<b>\$2,835.96</b>	<b>\$2,835.96</b>	<b>\$0.00</b>	<b>\$16,957.04</b>	<b>0.00</b>
	<b>2600</b>			<b>Operation &amp; Maintenance of Plant</b>								
27149	2600	54416		Communication Services	\$1,500.00	\$0.00	\$1,500.00	\$0.00	\$0.00	\$0.00	\$1,500.00	0.00
<b>27149</b>	<b>2600</b>			<b>SUBTOTAL Operation &amp; Maintenance of Plant</b>	<b>\$1,500.00</b>	<b>\$0.00</b>	<b>\$1,500.00</b>	<b>\$0.00</b>	<b>\$0.00</b>	<b>\$0.00</b>	<b>\$1,500.00</b>	<b>0.00</b>
	<b>2700</b>			<b>Student Transportation</b>								
27149	2700	55112		Transportation Contractors	\$175,000.00	\$0.00	\$175,000.00	\$0.00	\$0.00	\$175,000.00	\$0.00	0.00
<b>27149</b>	<b>2700</b>			<b>SUBTOTAL Student Transportation</b>	<b>\$175,000.00</b>	<b>\$0.00</b>	<b>\$175,000.00</b>	<b>\$0.00</b>	<b>\$0.00</b>	<b>\$175,000.00</b>	<b>\$0.00</b>	<b>0.00</b>
<b>27149</b>	<b>2000</b>			<b>SUBTOTAL Support Services</b>	<b>\$394,666.00</b>	<b>\$0.00</b>	<b>\$394,666.00</b>	<b>\$39,605.66</b>	<b>\$39,605.66</b>	<b>\$253,790.37</b>	<b>\$101,269.97</b>	<b>3.00</b>
<b>27149</b>				<b>TOTAL PreK Initiative</b>	<b>\$1,999,179.00</b>	<b>\$0.00</b>	<b>\$1,999,179.00</b>	<b>\$286,432.21</b>	<b>\$286,432.21</b>	<b>\$1,160,599.85</b>	<b>\$552,146.94</b>	<b>33.50</b>

**State of New Mexico**  
**Public School Operating Budget - Actuals Expenditure Rollup Report**  
**Gadsden 2016-2017 - First Quarter (Jul - Sep) - Expenditure**  
**Submitted**

Fund	Func	Obj	Job	Description	Budget	Adjustments	Adjusted Budget	Current Period	YTD	Encumbrance	Budget Balance	FTE
27155				<b>Breakfast for Elementary Students</b>								
	3000			<b>Operation of Non-Instructional Services</b>								
	3100			<b>Food Services Operations</b>								
27155	3100	56116		Food	\$0.00	\$182,251.00	\$182,251.00	\$19,186.20	\$19,186.20	\$0.00	\$163,064.80	0.00
27155	3100			<b>SUBTOTAL Food Services Operations</b>	<b>\$0.00</b>	<b>\$182,251.00</b>	<b>\$182,251.00</b>	<b>\$19,186.20</b>	<b>\$19,186.20</b>	<b>\$0.00</b>	<b>\$163,064.80</b>	<b>0.00</b>
27155	3000			<b>SUBTOTAL Operation of Non-Instructional Services</b>	<b>\$0.00</b>	<b>\$182,251.00</b>	<b>\$182,251.00</b>	<b>\$19,186.20</b>	<b>\$19,186.20</b>	<b>\$0.00</b>	<b>\$163,064.80</b>	<b>0.00</b>
27155				<b>TOTAL Breakfast for Elementary Students</b>	<b>\$0.00</b>	<b>\$182,251.00</b>	<b>\$182,251.00</b>	<b>\$19,186.20</b>	<b>\$19,186.20</b>	<b>\$0.00</b>	<b>\$163,064.80</b>	<b>0.00</b>
27166				<b>Kindergarten-Three Plus Instruction</b>								
	1000			<b>Salaries Expense</b>								
27166	1000	51100	1621	Summer School/After School	\$588,887.00	\$0.00	\$588,887.00	\$508,047.16	\$508,047.16	\$0.00	\$80,839.84	130.00
27166	1000	51100		<b>SUBTOTAL Salaries Expense</b>	<b>\$588,887.00</b>	<b>\$0.00</b>	<b>\$588,887.00</b>	<b>\$508,047.16</b>	<b>\$508,047.16</b>	<b>\$0.00</b>	<b>\$80,839.84</b>	<b>130.00</b>
27166	1000	52111		Educational Retirement	\$85,000.00	\$0.00	\$85,000.00	\$70,618.43	\$70,618.43	\$0.00	\$14,381.57	0.00
27166	1000	52112		ERA - Retiree Health	\$20,000.00	\$0.00	\$20,000.00	\$10,161.01	\$10,161.01	\$0.00	\$9,838.99	0.00
27166	1000	52210		FICA Payments	\$50,000.00	\$0.00	\$50,000.00	\$31,497.50	\$31,497.50	\$0.00	\$18,502.50	0.00
27166	1000	52220		Medicare Payments	\$10,000.00	\$0.00	\$10,000.00	\$7,366.39	\$7,366.39	\$0.00	\$2,633.61	0.00
27166	1000	52500		Unemployment Compensation	\$1,403.00	\$0.00	\$1,403.00	\$472.68	\$472.68	\$0.00	\$930.32	0.00
27166	1000	52710		Workers Compensation Premium	\$15,000.00	\$0.00	\$15,000.00	\$8,946.67	\$8,946.67	\$0.00	\$6,053.33	0.00
27166	1000	53414		Other Services	\$5,000.00	\$0.00	\$5,000.00	\$0.00	\$0.00	\$0.00	\$5,000.00	0.00
27166	1000	55817		Student Travel	\$23,226.00	\$0.00	\$23,226.00	\$0.00	\$0.00	\$0.00	\$23,226.00	0.00
27166	1000	56118		General Supplies and Materials	\$248,325.00	\$0.00	\$248,325.00	\$20,864.98	\$20,864.98	\$0.00	\$227,460.02	0.00
27166	1000	57332		Supply Assets (\$5,000 or less)	\$5,000.00	\$0.00	\$5,000.00	\$0.00	\$0.00	\$0.00	\$5,000.00	0.00
27166	1000			<b>SUBTOTAL Instruction</b>	<b>\$1,051,841.00</b>	<b>\$0.00</b>	<b>\$1,051,841.00</b>	<b>\$657,974.82</b>	<b>\$657,974.82</b>	<b>\$0.00</b>	<b>\$393,866.18</b>	<b>130.00</b>
	2000			<b>Support Services</b>								
	2100			<b>Support Services-Students</b>								
		51100		<b>Salaries Expense</b>								
27166	2100	51100	1215	Registered Nurses	\$14,120.00	\$0.00	\$14,120.00	\$11,752.85	\$11,752.85	\$0.00	\$2,367.15	4.00
27166	2100	51100	1216	Health Assistants	\$0.00	\$0.00	\$0.00	\$1,174.32	\$1,174.32	\$0.00	(\$1,174.32)	1.00
27166	2100	51100		<b>SUBTOTAL Salaries Expense</b>	<b>\$14,120.00</b>	<b>\$0.00</b>	<b>\$14,120.00</b>	<b>\$12,927.17</b>	<b>\$12,927.17</b>	<b>\$0.00</b>	<b>\$1,192.83</b>	<b>5.00</b>
27166	2100	52111		Educational Retirement	\$2,500.00	\$0.00	\$2,500.00	\$1,796.88	\$1,796.88	\$0.00	\$703.12	0.00
27166	2100	52112		ERA - Retiree Health	\$375.00	\$0.00	\$375.00	\$258.53	\$258.53	\$0.00	\$116.47	0.00
27166	2100	52210		FICA Payments	\$1,100.00	\$0.00	\$1,100.00	\$795.24	\$795.24	\$0.00	\$304.76	0.00
27166	2100	52220		Medicare Payments	\$275.00	\$0.00	\$275.00	\$185.98	\$185.98	\$0.00	\$89.02	0.00
27166	2100	52500		Unemployment Compensation	\$20.00	\$0.00	\$20.00	\$12.02	\$12.02	\$0.00	\$7.98	0.00
27166	2100	52710		Workers Compensation Premium	\$79.00	\$0.00	\$79.00	\$227.65	\$227.65	\$0.00	(\$148.65)	0.00
27166	2100			<b>SUBTOTAL Support Services-Students</b>	<b>\$18,469.00</b>	<b>\$0.00</b>	<b>\$18,469.00</b>	<b>\$16,203.47</b>	<b>\$16,203.47</b>	<b>\$0.00</b>	<b>\$2,265.53</b>	<b>5.00</b>



**State of New Mexico**  
**Public School Operating Budget - Actuals Expenditure Rollup Report**  
**Gadsden 2016-2017 - First Quarter (Jul - Sep) - Expenditure**  
**Submitted**

Fund	Func	Obj	Job	Description	Budget	Adjustments	Adjusted Budget	Current Period	YTD	Encumbrance	Budget Balance	FTE
	2200			<b>Support Services-Instruction</b>								
		51100		<b>Salaries Expense</b>								
27166	2200	51100	1217	Secretarial/Clerical/Technical Assistants	\$16,545.00	\$0.00	\$16,545.00	\$11,469.44	\$11,469.44	\$0.00	\$5,075.56	14.00
<b>27166</b>	<b>2200</b>	<b>51100</b>		<b>SUBTOTAL Salaries Expense</b>	<b>\$16,545.00</b>	<b>\$0.00</b>	<b>\$16,545.00</b>	<b>\$11,469.44</b>	<b>\$11,469.44</b>	<b>\$0.00</b>	<b>\$5,075.56</b>	<b>14.00</b>
27166	2200	52111		Educational Retirement	\$2,700.00	\$0.00	\$2,700.00	\$1,594.25	\$1,594.25	\$0.00	\$1,105.75	0.00
27166	2200	52112		ERA - Retiree Health	\$450.00	\$0.00	\$450.00	\$229.38	\$229.38	\$0.00	\$220.62	0.00
27166	2200	52210		FICA Payments	\$1,300.00	\$0.00	\$1,300.00	\$711.10	\$711.10	\$0.00	\$588.90	0.00
27166	2200	52220		Medicare Payments	\$300.00	\$0.00	\$300.00	\$166.30	\$166.30	\$0.00	\$133.70	0.00
27166	2200	52500		Unemployment Compensation	\$25.00	\$0.00	\$25.00	\$10.65	\$10.65	\$0.00	\$14.35	0.00
27166	2200	52710		Workers Compensation Premium	\$322.00	\$0.00	\$322.00	\$201.97	\$201.97	\$0.00	\$120.03	0.00
<b>27166</b>	<b>2200</b>			<b>SUBTOTAL Support Services-Instruction</b>	<b>\$21,642.00</b>	<b>\$0.00</b>	<b>\$21,642.00</b>	<b>\$14,383.09</b>	<b>\$14,383.09</b>	<b>\$0.00</b>	<b>\$7,258.91</b>	<b>14.00</b>
	2400			<b>Support Services-School Administration</b>								
		51100		<b>Salaries Expense</b>								
27166	2400	51100	1112	Principals	\$36,422.00	\$0.00	\$36,422.00	\$39,900.76	\$39,900.76	\$0.00	(\$3,478.76)	16.00
<b>27166</b>	<b>2400</b>	<b>51100</b>		<b>SUBTOTAL Salaries Expense</b>	<b>\$36,422.00</b>	<b>\$0.00</b>	<b>\$36,422.00</b>	<b>\$39,900.76</b>	<b>\$39,900.76</b>	<b>\$0.00</b>	<b>(\$3,478.76)</b>	<b>16.00</b>
27166	2400	52111		Educational Retirement	\$5,500.00	\$0.00	\$5,500.00	\$5,546.18	\$5,546.18	\$0.00	(\$46.18)	0.00
27166	2400	52112		ERA - Retiree Health	\$1,200.00	\$0.00	\$1,200.00	\$798.02	\$798.02	\$0.00	\$401.98	0.00
27166	2400	52210		FICA Payments	\$2,500.00	\$0.00	\$2,500.00	\$2,473.87	\$2,473.87	\$0.00	\$26.13	0.00
27166	2400	52220		Medicare Payments	\$1,159.00	\$0.00	\$1,159.00	\$578.55	\$578.55	\$0.00	\$580.45	0.00
27166	2400	52500		Unemployment Compensation	\$60.00	\$0.00	\$60.00	\$37.11	\$37.11	\$0.00	\$22.89	0.00
27166	2400	52710		Workers Compensation Premium	\$800.00	\$0.00	\$800.00	\$702.64	\$702.64	\$0.00	\$97.36	0.00
<b>27166</b>	<b>2400</b>			<b>SUBTOTAL Support Services-School Administration</b>	<b>\$47,641.00</b>	<b>\$0.00</b>	<b>\$47,641.00</b>	<b>\$50,037.13</b>	<b>\$50,037.13</b>	<b>\$0.00</b>	<b>(\$2,396.13)</b>	<b>16.00</b>
	2700			<b>Student Transportation</b>								
27166	2700	55112		Transportation Contractors	\$100,000.00	\$0.00	\$100,000.00	\$46,552.90	\$46,552.90	\$0.00	\$53,447.10	0.00
<b>27166</b>	<b>2700</b>			<b>SUBTOTAL Student Transportation</b>	<b>\$100,000.00</b>	<b>\$0.00</b>	<b>\$100,000.00</b>	<b>\$46,552.90</b>	<b>\$46,552.90</b>	<b>\$0.00</b>	<b>\$53,447.10</b>	<b>0.00</b>
<b>27166</b>	<b>2000</b>			<b>SUBTOTAL Support Services</b>	<b>\$187,752.00</b>	<b>\$0.00</b>	<b>\$187,752.00</b>	<b>\$127,176.59</b>	<b>\$127,176.59</b>	<b>\$0.00</b>	<b>\$60,575.41</b>	<b>35.00</b>
<b>27166</b>				<b>TOTAL Kindergarten-Three Plus</b>	<b>\$1,239,593.00</b>	<b>\$0.00</b>	<b>\$1,239,593.00</b>	<b>\$785,151.41</b>	<b>\$785,151.41</b>	<b>\$0.00</b>	<b>\$454,441.59</b>	<b>165.00</b>
<b>27000</b>				<b>TOTAL State Flow-through Grants</b>	<b>\$3,341,097.00</b>	<b>\$214,653.00</b>	<b>\$3,555,750.00</b>	<b>\$1,090,769.82</b>	<b>\$1,090,769.82</b>	<b>\$1,160,599.85</b>	<b>\$1,304,380.33</b>	<b>198.50</b>
<b>28000</b>				<b>State Direct Grants</b>								
<b>28120</b>				<b>NM Highway Dept (Road)</b>								
	4000			<b>Capital Outlay</b>								
28120	4000	57112		Land Improvements	\$21,627.00	\$0.00	\$21,627.00	\$0.00	\$0.00	\$0.00	\$21,627.00	0.00
<b>28120</b>	<b>4000</b>			<b>SUBTOTAL Capital Outlay</b>	<b>\$21,627.00</b>	<b>\$0.00</b>	<b>\$21,627.00</b>	<b>\$0.00</b>	<b>\$0.00</b>	<b>\$0.00</b>	<b>\$21,627.00</b>	<b>0.00</b>

**State of New Mexico**  
**Public School Operating Budget - Actuals Expenditure Rollup Report**  
**Gadsden 2016-2017 - First Quarter (Jul - Sep) - Expenditure**  
**Submitted**

Fund	Func	Obj	Job	Description	Budget	Adjustments	Adjusted Budget	Current Period	YTD	Encumbrance	Budget Balance	FTE
28120				<b>TOTAL NM Highway</b>	<b>\$21,627.00</b>	<b>\$0.00</b>	<b>\$21,627.00</b>	<b>\$0.00</b>	<b>\$0.00</b>	<b>\$0.00</b>	<b>\$21,627.00</b>	<b>0.00</b>
				<b>Dept (Road)</b>								
28193				<b>CYFD Parents As</b>								
				<b>Teachers Model</b>								
				<b>Support Services</b>								
	2000			<b>Support Services-Students</b>								
	2100			<b>Salaries Expense</b>								
		51100		<b>1218 School/Student Support</b>								
28193	2100	51100	1218	School/Student Support	\$40,000.00	\$210,000.00	\$250,000.00	\$41,564.70	\$41,564.70	\$124,694.30	\$83,741.00	6.00
28193	2100	51100		<b>SUBTOTAL Salaries Expense</b>	<b>\$40,000.00</b>	<b>\$210,000.00</b>	<b>\$250,000.00</b>	<b>\$41,564.70</b>	<b>\$41,564.70</b>	<b>\$124,694.30</b>	<b>\$83,741.00</b>	<b>6.00</b>
28193	2100	52111		Educational Retirement	\$5,560.00	\$30,687.00	\$36,247.00	\$5,777.58	\$5,777.58	\$17,332.77	\$13,136.65	0.00
28193	2100	52112		ERA - Retiree Health	\$800.00	\$4,500.00	\$5,300.00	\$831.30	\$831.30	\$2,493.90	\$1,974.80	0.00
28193	2100	52210		FICA Payments	\$2,500.00	\$12,500.00	\$15,000.00	\$2,353.74	\$2,353.74	\$7,028.47	\$5,617.79	0.00
28193	2100	52220		Medicare Payments	\$600.00	\$3,200.00	\$3,800.00	\$550.50	\$550.50	\$1,643.94	\$1,605.56	0.00
28193	2100	52311		Health and Medical Premiums	\$4,270.00	\$23,000.00	\$27,270.00	\$4,981.50	\$4,981.50	\$15,749.10	\$6,539.40	0.00
28193	2100	52312		Life	\$65.00	\$450.00	\$515.00	\$84.60	\$84.60	\$253.80	\$176.60	0.00
28193	2100	52313		Dental	\$275.00	\$2,200.00	\$2,475.00	\$477.04	\$477.04	\$1,418.94	\$579.02	0.00
28193	2100	52314		Vision	\$50.00	\$400.00	\$450.00	\$79.30	\$79.30	\$235.80	\$134.90	0.00
28193	2100	52315		Disability	\$33.00	\$400.00	\$433.00	\$59.04	\$59.04	\$177.12	\$196.84	0.00
28193	2100	52500		Unemployment Compensation	\$44.00	\$225.00	\$269.00	\$38.70	\$38.70	\$116.10	\$114.20	0.00
28193	2100	52710		Workers Compensation Premium	\$3,300.00	\$4,000.00	\$7,300.00	\$732.06	\$732.06	\$2,196.18	\$4,371.76	0.00
28193	2100	52720		Workers Compensation Employer's Fee	\$50.00	\$200.00	\$250.00	\$13.80	\$13.80	\$41.40	\$194.80	0.00
28193	2100	53330		Professional Development	\$3,000.00	\$15,000.00	\$18,000.00	\$43.21	\$43.21	\$0.00	\$17,956.79	0.00
28193	2100	53414		Other Services	\$5,000.00	\$25,000.00	\$30,000.00	\$2,814.36	\$2,814.36	\$2,242.82	\$24,942.82	0.00
28193	2100	53711		Other Charges	\$0.00	\$3,600.00	\$3,600.00	\$62.51	\$62.51	\$1,650.00	\$1,887.49	0.00
28193	2100	54311		Maintenance & Repair - Furniture/Fixtures/Equipment	\$0.00	\$0.00	\$0.00	\$176.00	\$176.00	\$1,472.90	(\$1,648.90)	0.00
28193	2100	55813		Employee Travel - Non-Teachers	\$5,000.00	\$10,000.00	\$15,000.00	\$2,123.69	\$2,123.69	\$8,570.31	\$4,306.00	0.00
28193	2100	56118		General Supplies and Materials	\$22,508.00	\$27,458.00	\$49,966.00	\$1,562.74	\$1,562.74	\$0.00	\$48,403.26	0.00
28193	2100	57332		Supply Assets (\$5,000 or less)	\$3,950.00	\$20,000.00	\$23,950.00	\$0.00	\$0.00	\$0.00	\$23,950.00	0.00
28193	2100			<b>SUBTOTAL Support Services-Students</b>	<b>\$97,005.00</b>	<b>\$392,820.00</b>	<b>\$489,825.00</b>	<b>\$64,326.37</b>	<b>\$64,326.37</b>	<b>\$187,317.85</b>	<b>\$238,180.78</b>	<b>6.00</b>
	2300			<b>Support Services-General Administration</b>								
28193	2300	53713		Indirect Costs - Program Administration	\$1,725.00	\$6,900.00	\$8,625.00	\$1,076.11	\$1,076.11	\$0.00	\$7,548.89	0.00
28193	2300			<b>SUBTOTAL Support Services-General Administration</b>	<b>\$1,725.00</b>	<b>\$6,900.00</b>	<b>\$8,625.00</b>	<b>\$1,076.11</b>	<b>\$1,076.11</b>	<b>\$0.00</b>	<b>\$7,548.89</b>	<b>0.00</b>
	2600			<b>Operation &amp; Maintenance of Plant</b>								
28193	2600	54416		Communication Services	\$2,700.00	\$6,000.00	\$8,700.00	\$0.00	\$0.00	\$0.00	\$8,700.00	0.00
28193	2600			<b>SUBTOTAL Operation &amp; Maintenance of Plant</b>	<b>\$2,700.00</b>	<b>\$6,000.00</b>	<b>\$8,700.00</b>	<b>\$0.00</b>	<b>\$0.00</b>	<b>\$0.00</b>	<b>\$8,700.00</b>	<b>0.00</b>
28193	2000			<b>SUBTOTAL Support Services</b>	<b>\$101,430.00</b>	<b>\$405,720.00</b>	<b>\$507,150.00</b>	<b>\$65,402.48</b>	<b>\$65,402.48</b>	<b>\$187,317.85</b>	<b>\$254,429.67</b>	<b>6.00</b>

**State of New Mexico**  
**Public School Operating Budget - Actuals Expenditure Rollup Report**  
**Gadsden 2016-2017 - First Quarter (Jul - Sep) - Expenditure**  
**Submitted**

Fund	Func	Obj	Job	Description	Budget	Adjustments	Adjusted Budget	Current Period	YTD	Encumbrance	Budget Balance	FTE
28193				<b>TOTAL CYFD Parents As Teachers Model</b>	<b>\$101,430.00</b>	<b>\$405,720.00</b>	<b>\$507,150.00</b>	<b>\$65,402.48</b>	<b>\$65,402.48</b>	<b>\$187,317.85</b>	<b>\$254,429.67</b>	<b>6.00</b>
28000				<b>TOTAL State Direct Grants</b>	<b>\$123,057.00</b>	<b>\$405,720.00</b>	<b>\$528,777.00</b>	<b>\$65,402.48</b>	<b>\$65,402.48</b>	<b>\$187,317.85</b>	<b>\$276,056.67</b>	<b>6.00</b>
29000				<b>Combined State/Local Grants</b>								
29135				<b>Industrial Revenue Bonds Payments In Lieu of Taxes</b>								
	1000			<b>Instruction</b>								
29135	1000	53330		Professional Development	\$20,000.00	\$0.00	\$20,000.00	\$6,000.00	\$6,000.00	\$0.00	\$14,000.00	0.00
29135	1000	53414		Other Services	\$53,000.00	\$0.00	\$53,000.00	\$0.00	\$0.00	\$0.00	\$53,000.00	0.00
29135	1000	55817		Student Travel	\$25,000.00	\$0.00	\$25,000.00	\$0.00	\$0.00	\$0.00	\$25,000.00	0.00
29135	1000	55819		Employee Travel - Teachers	\$23,000.00	\$0.00	\$23,000.00	\$0.00	\$0.00	\$0.00	\$23,000.00	0.00
29135	1000	55915		Other Contract Services	\$103,500.00	\$0.00	\$103,500.00	\$0.00	\$0.00	\$25,000.00	\$78,500.00	0.00
29135	1000	56118		General Supplies and Materials	\$115,673.00	\$0.00	\$115,673.00	\$0.00	\$0.00	\$0.00	\$115,673.00	0.00
29135	1000	57332		Supply Assets (\$5,000 or less)	\$18,000.00	\$0.00	\$18,000.00	\$0.00	\$0.00	\$0.00	\$18,000.00	0.00
29135	1000			<b>SUBTOTAL Instruction</b>	<b>\$358,173.00</b>	<b>\$0.00</b>	<b>\$358,173.00</b>	<b>\$6,000.00</b>	<b>\$6,000.00</b>	<b>\$25,000.00</b>	<b>\$327,173.00</b>	<b>0.00</b>
29135				<b>TOTAL Industrial Revenue Bonds Payments In Lieu of Taxes</b>	<b>\$358,173.00</b>	<b>\$0.00</b>	<b>\$358,173.00</b>	<b>\$6,000.00</b>	<b>\$6,000.00</b>	<b>\$25,000.00</b>	<b>\$327,173.00</b>	<b>0.00</b>
29000				<b>TOTAL Combined State/Local Grants</b>	<b>\$358,173.00</b>	<b>\$0.00</b>	<b>\$358,173.00</b>	<b>\$6,000.00</b>	<b>\$6,000.00</b>	<b>\$25,000.00</b>	<b>\$327,173.00</b>	<b>0.00</b>
31100				<b>Bond Building Capital Outlay</b>								
	4000			<b>Other Services</b>								
31100	4000	53414		Other Services	\$429,150.00	\$0.00	\$429,150.00	\$888.55	\$888.55	\$50,370.63	\$377,890.82	0.00
31100	4000	54500		Construction Services	\$18,470,287.00	\$0.00	\$18,470,287.00	\$3,675,853.09	\$3,675,853.09	\$5,282,088.29	\$9,512,345.62	0.00
31100	4000	57112		Land Improvements	\$1,456,635.00	\$0.00	\$1,456,635.00	\$88,681.79	\$88,681.79	\$182,833.53	\$1,185,119.68	0.00
31100	4000	57331		Fixed Assets (more than \$5,000)	\$290,091.00	\$0.00	\$290,091.00	\$0.00	\$0.00	\$0.00	\$290,091.00	0.00
31100	4000	57332		Supply Assets (\$5,000 or less)	\$2,094,639.00	\$0.00	\$2,094,639.00	\$106,103.01	\$106,103.01	\$324,477.91	\$1,664,058.80	0.00
31100	4000			<b>SUBTOTAL Capital Outlay</b>	<b>\$22,740,802.00</b>	<b>\$0.00</b>	<b>\$22,740,802.00</b>	<b>\$3,871,526.44</b>	<b>\$3,871,526.44</b>	<b>\$5,839,770.36</b>	<b>\$13,029,505.20</b>	<b>0.00</b>
31100				<b>TOTAL Bond Building Capital Improvements SB-9</b>	<b>\$22,740,802.00</b>	<b>\$0.00</b>	<b>\$22,740,802.00</b>	<b>\$3,871,526.44</b>	<b>\$3,871,526.44</b>	<b>\$5,839,770.36</b>	<b>\$13,029,505.20</b>	<b>0.00</b>
31700				<b>Capital Outlay</b>								
	4000			<b>Maintenance &amp; Repair - Bldgs/Crncls/Equipment (SB-9)</b>								
31700	4000	54315		Maintenance & Repair - Bldgs/Crncls/Equipment (SB-9)	\$1,098,296.00	\$0.00	\$1,098,296.00	\$331,117.48	\$331,117.48	\$843,024.28	(\$75,845.76)	0.00
31700	4000	54500		Construction Services	\$264,586.00	\$0.00	\$264,586.00	\$0.00	\$0.00	\$0.00	\$264,586.00	0.00
31700	4000	56118		General Supplies and Materials	\$607,465.00	\$0.00	\$607,465.00	\$178,043.95	\$178,043.95	\$291,584.98	\$137,836.07	0.00
31700	4000	57112		Land Improvements	\$337,622.00	\$0.00	\$337,622.00	\$0.00	\$0.00	\$978.18	\$336,643.82	0.00
31700	4000	57331		Fixed Assets (more than \$5,000)	\$688,649.00	\$0.00	\$688,649.00	\$0.00	\$0.00	\$6,002.51	\$682,646.49	0.00

**State of New Mexico**  
**Public School Operating Budget - Actuals Expenditure Rollup Report**  
**Gadsden 2016-2017 - First Quarter (Jul - Sep) - Expenditure**  
**Submitted**

Fund	Func	Obj	Job Description	Budget	Adjustments	Adjusted Budget	Current Period	YTD	Encumbrance	Budget Balance	FTE
31700	4000	57332	Supply Assets (\$5,000 or less)	\$0.00	\$0.00	\$0.00	\$40,080.85	\$40,080.85	\$50,737.70	(\$90,818.55)	0.00
<b>31700</b>	<b>4000</b>		<b>SUBTOTAL Capital Outlay</b>	<b>\$2,996,618.00</b>	<b>\$0.00</b>	<b>\$2,996,618.00</b>	<b>\$549,242.28</b>	<b>\$549,242.28</b>	<b>\$1,192,327.65</b>	<b>\$1,255,048.07</b>	<b>0.00</b>
<b>31700</b>			<b>TOTAL Capital Improvements SB-9</b>	<b>\$2,996,618.00</b>	<b>\$0.00</b>	<b>\$2,996,618.00</b>	<b>\$549,242.28</b>	<b>\$549,242.28</b>	<b>\$1,192,327.65</b>	<b>\$1,255,048.07</b>	<b>0.00</b>
<b>31701</b>			<b>Capital Improvements SB-9 Local</b>								
	<b>2000</b>		<b>Support Services</b>								
	<b>2300</b>		<b>Support Services-General Administration</b>								
31701	2300	53712	County Tax Collection Costs	\$33,870.00	\$0.00	\$33,870.00	\$602.38	\$602.38	\$0.00	\$33,267.62	0.00
<b>31701</b>	<b>2300</b>		<b>SUBTOTAL Support Services-General Administration</b>	<b>\$33,870.00</b>	<b>\$0.00</b>	<b>\$33,870.00</b>	<b>\$602.38</b>	<b>\$602.38</b>	<b>\$0.00</b>	<b>\$33,267.62</b>	<b>0.00</b>
<b>31701</b>	<b>2000</b>		<b>SUBTOTAL Support Services</b>	<b>\$33,870.00</b>	<b>\$0.00</b>	<b>\$33,870.00</b>	<b>\$602.38</b>	<b>\$602.38</b>	<b>\$0.00</b>	<b>\$33,267.62</b>	<b>0.00</b>
	<b>4000</b>		<b>Capital Outlay</b>								
31701	4000	54315	Maintenance & Repair - Bldgs/Grnds/Equipment (SB-9)	\$1,781,912.00	\$0.00	\$1,781,912.00	\$168,441.63	\$168,441.63	\$298,540.35	\$1,314,930.02	0.00
31701	4000	54500	Construction Services	\$450,000.00	\$0.00	\$450,000.00	\$0.00	\$0.00	\$0.00	\$450,000.00	0.00
31701	4000	56118	General Supplies and Materials	\$606,814.00	\$0.00	\$606,814.00	\$6,857.40	\$6,857.40	\$455.96	\$599,500.64	0.00
31701	4000	57112	Land Improvements	\$88,011.00	\$0.00	\$88,011.00	\$0.00	\$0.00	\$0.00	\$88,011.00	0.00
31701	4000	57311	Vehicles General	\$175,000.00	\$0.00	\$175,000.00	\$3,980.00	\$3,980.00	\$0.00	\$171,020.00	0.00
31701	4000	57331	Fixed Assets (more than \$5,000)	\$456,013.00	\$0.00	\$456,013.00	\$0.00	\$0.00	\$8,793.88	\$447,219.12	0.00
31701	4000	57332	Supply Assets (\$5,000 or less)	\$1,718,088.00	\$0.00	\$1,718,088.00	\$103,329.49	\$103,329.49	\$336,538.04	\$1,278,220.47	0.00
<b>31701</b>	<b>4000</b>		<b>SUBTOTAL Capital Outlay</b>	<b>\$5,275,838.00</b>	<b>\$0.00</b>	<b>\$5,275,838.00</b>	<b>\$282,608.52</b>	<b>\$282,608.52</b>	<b>\$644,328.23</b>	<b>\$4,348,901.25</b>	<b>0.00</b>
<b>31701</b>			<b>TOTAL Capital Improvements SB-9 Local</b>	<b>\$5,309,708.00</b>	<b>\$0.00</b>	<b>\$5,309,708.00</b>	<b>\$283,210.90</b>	<b>\$283,210.90</b>	<b>\$644,328.23</b>	<b>\$4,382,168.87</b>	<b>0.00</b>
<b>31900</b>			<b>Ed. Technology Equipment Act Capital Outlay</b>								
	<b>4000</b>		<b>Other Services</b>								
31900	4000	53414	Other Services	\$211,120.00	\$0.00	\$211,120.00	\$128,637.84	\$128,637.84	\$52,819.23	\$29,662.93	0.00
31900	4000	54315	Maintenance & Repair - Bldgs/Grnds/Equipment (SB-9)	\$407,000.00	\$0.00	\$407,000.00	\$40,541.58	\$40,541.58	\$19,718.35	\$346,740.07	0.00
31900	4000	54416	Communication Services	\$306,200.00	\$0.00	\$306,200.00	\$67,347.97	\$67,347.97	\$63,637.20	\$175,214.83	0.00
31900	4000	56113	Software	\$993,350.00	\$0.00	\$993,350.00	\$429,199.81	\$429,199.81	\$44,443.35	\$519,706.84	0.00
31900	4000	56118	General Supplies and Materials	\$178,600.00	\$0.00	\$178,600.00	\$22,435.88	\$22,435.88	\$48,783.37	\$107,380.75	0.00
31900	4000	57331	Fixed Assets (more than \$5,000)	\$59,600.00	\$0.00	\$59,600.00	\$0.00	\$0.00	\$0.00	\$59,600.00	0.00
31900	4000	57332	Supply Assets (\$5,000 or less)	\$219,000.00	\$0.00	\$219,000.00	\$220,657.20	\$220,657.20	\$140,192.07	(\$141,849.27)	0.00
<b>31900</b>	<b>4000</b>		<b>SUBTOTAL Capital Outlay</b>	<b>\$2,374,870.00</b>	<b>\$0.00</b>	<b>\$2,374,870.00</b>	<b>\$908,820.28</b>	<b>\$908,820.28</b>	<b>\$369,593.57</b>	<b>\$1,096,456.15</b>	<b>0.00</b>

**State of New Mexico**  
**Public School Operating Budget - Actuals Expenditure Rollup Report**  
**Gadsden 2016-2017 - First Quarter (Jul - Sep) - Expenditure**  
**Submitted**

Fund	Func	Obj	Job Description	Budget	Adjustments	Adjusted Budget	Current Period	YTD	Encumbrance	Budget Balance	FTE
<b>31900</b>			<b>TOTAL Ed.</b>	<b>\$2,374,870.00</b>	<b>\$0.00</b>	<b>\$2,374,870.00</b>	<b>\$908,820.28</b>	<b>\$908,820.28</b>	<b>\$369,593.57</b>	<b>\$1,096,456.15</b>	<b>0.00</b>
			<b>Technology</b>								
			<b>Equipment Act</b>								
<b>41000</b>			<b>Debt Services</b>								
	2000		<b>Support Services</b>								
	2300		<b>Support Services-General</b>								
			<b>Administration</b>								
41000	2300	53712	County Tax Collection Costs	\$129,155.00	\$0.00	\$129,155.00	\$3,177.53	\$3,177.53	\$0.00	\$125,977.47	0.00
<b>41000</b>	<b>2300</b>		<b>SUBTOTAL Support</b>	<b>\$129,155.00</b>	<b>\$0.00</b>	<b>\$129,155.00</b>	<b>\$3,177.53</b>	<b>\$3,177.53</b>	<b>\$0.00</b>	<b>\$125,977.47</b>	<b>0.00</b>
			<b>Services-General</b>								
			<b>Administration</b>								
<b>41000</b>	<b>2000</b>		<b>SUBTOTAL Support</b>	<b>\$129,155.00</b>	<b>\$0.00</b>	<b>\$129,155.00</b>	<b>\$3,177.53</b>	<b>\$3,177.53</b>	<b>\$0.00</b>	<b>\$125,977.47</b>	<b>0.00</b>
			<b>Services</b>								
			<b>Debt Service</b>								
41000	5000	53414	Other Services	\$50,000.00	\$0.00	\$50,000.00	\$0.00	\$0.00	\$0.00	\$50,000.00	0.00
41000	5000	58214	Debt Service Reserve	\$8,164,485.00	\$0.00	\$8,164,485.00	\$0.00	\$0.00	\$0.00	\$8,164,485.00	0.00
41000	5000	58311	Bond Principal Payment	\$9,600,000.00	\$0.00	\$9,600,000.00	\$8,499,998.70	\$8,499,998.70	\$0.00	\$1,100,001.30	0.00
41000	5000	58322	Bond Interest Payment	\$1,315,468.00	\$0.00	\$1,315,468.00	\$530,801.25	\$530,801.25	\$0.00	\$784,666.75	0.00
<b>41000</b>	<b>5000</b>		<b>SUBTOTAL Debt Service</b>	<b>\$19,129,953.00</b>	<b>\$0.00</b>	<b>\$19,129,953.00</b>	<b>\$9,030,799.95</b>	<b>\$9,030,799.95</b>	<b>\$0.00</b>	<b>\$10,099,153.05</b>	<b>0.00</b>
<b>41000</b>			<b>TOTAL Debt Services</b>	<b>\$19,259,108.00</b>	<b>\$0.00</b>	<b>\$19,259,108.00</b>	<b>\$9,033,977.48</b>	<b>\$9,033,977.48</b>	<b>\$0.00</b>	<b>\$10,225,130.52</b>	<b>0.00</b>
<b>43000</b>			<b>Total Ed. Tech. Debt</b>								
			<b>Services Sub-Fund</b>								
	2000		<b>Support Services</b>								
	2300		<b>Support Services-General</b>								
			<b>Administration</b>								
43000	2300	53712	County Tax Collection Costs	\$50,120.00	\$0.00	\$50,120.00	\$1,180.10	\$1,180.10	\$0.00	\$48,939.90	0.00
<b>43000</b>	<b>2300</b>		<b>SUBTOTAL Support</b>	<b>\$50,120.00</b>	<b>\$0.00</b>	<b>\$50,120.00</b>	<b>\$1,180.10</b>	<b>\$1,180.10</b>	<b>\$0.00</b>	<b>\$48,939.90</b>	<b>0.00</b>
			<b>Services-General</b>								
			<b>Administration</b>								
<b>43000</b>	<b>2000</b>		<b>SUBTOTAL Support</b>	<b>\$50,120.00</b>	<b>\$0.00</b>	<b>\$50,120.00</b>	<b>\$1,180.10</b>	<b>\$1,180.10</b>	<b>\$0.00</b>	<b>\$48,939.90</b>	<b>0.00</b>
			<b>Services</b>								
			<b>Debt Service</b>								
43000	5000	58214	Debt Service Reserve	\$4,206,053.00	\$0.00	\$4,206,053.00	\$0.00	\$0.00	\$0.00	\$4,206,053.00	0.00
43000	5000	58311	Bond Principal Payment	\$4,000,000.00	\$0.00	\$4,000,000.00	\$2,000,000.00	\$2,000,000.00	\$0.00	\$2,000,000.00	0.00
43000	5000	58322	Bond Interest Payment	\$12,000.00	\$0.00	\$12,000.00	\$6,000.00	\$6,000.00	\$0.00	\$6,000.00	0.00
<b>43000</b>	<b>5000</b>		<b>SUBTOTAL Debt Service</b>	<b>\$8,218,053.00</b>	<b>\$0.00</b>	<b>\$8,218,053.00</b>	<b>\$2,006,000.00</b>	<b>\$2,006,000.00</b>	<b>\$0.00</b>	<b>\$6,212,053.00</b>	<b>0.00</b>
<b>43000</b>			<b>TOTAL Total Ed. Tech.</b>	<b>\$8,268,173.00</b>	<b>\$0.00</b>	<b>\$8,268,173.00</b>	<b>\$2,007,180.10</b>	<b>\$2,007,180.10</b>	<b>\$0.00</b>	<b>\$6,260,992.90</b>	<b>0.00</b>
			<b>Debt Services Sub-</b>								
			<b>Fund</b>								
<b>ALL</b>			<b>TOTAL BUDGET</b>	<b>\$226,026,554.00</b>	<b>\$1,139,317.00</b>	<b>\$227,165,871.00</b>	<b>\$43,792,913.82</b>	<b>\$43,792,913.82</b>	<b>\$105,484,516.14</b>	<b>\$77,888,441.04</b>	<b>2,269.17</b>