



**GADSDEN INDEPENDENT
SCHOOL DISTRICT**

Monthly Budget Report

for the

Month Ended May 31, 2017



Board of Education Meeting

July 27, 2017

Table of Contents

- ITEM I: Executive Summary
- ITEM II: Cash Report – May 31, 2017
- ITEM III: Summary of Investments As of
May 31, 2017
- ITEM IV: Graphs
- Revenues By Fund
 - Expenditures By Fund
 - Operational Fund Expenditures
and Encumbrances
 - Cash Balance/Temporary Loan
Balance Trend
 - Outstanding Reimbursements
- ITEM V: Revenue Report – All Funds
May 1, 2017 – May 31, 2017
- ITEM VI: Budget and Exp Report – Fund Totals
May 1, 2017 – May 31, 2017

Executive Summary
May 31, 2017
Monthly Budget Report

1. Operational Fund Revenues as of May 31, 2017 - \$90,940,358 which represents 92.82% of budgeted Revenues.

May		
Fiscal Year	Received to Date	Percent of Budget
15-16	\$93,594,496	92.26%
16-17	\$90,940,358	92.82%

2. Operational Fund Expenditures as of May 31, 2017 - \$86,976,345 which represents 72.06% of budgeted Expenditures.

May		
Fiscal Year	Expended to Date	Percent of Budget
15-16	\$86,256,387	70.71%
16-17	\$86,976,345	72.06%

3. The May 31, 2017 Operational Fund Cash Balance before loans was \$31,060,571. The cash balance after temporary loans of \$2,221,546 to the grant funds was \$28,839,025. Grant funds that reported a negative cash balance as of May 31, 2017 totaled \$2,221,546 which represents an increase of \$590,466 from the April 30, 2017 negative balances.
4. As of May 31, 2017, the PED and other grant funding agencies owed the District approximately \$1,914,700 for current year grant fund expenditures, \$1,009,678 for Student Nutrition and \$785,100 for capital project expenditures. These amounts are not reflected in the temporary loans noted in Item 3 above. The negative cash balances noted in Item 3 are a result of the outstanding amounts owed to the District.
5. Total Revenues for all funds as of May 31, 2017- \$148,547,580. Of the total revenues received, the Operational Fund accounted for 61.22%, the Grant Funds 12.91%, Building Funds 9.77%, Debt Service Funds 6.85%, Student Nutrition 5.26% and all the other funds 3.99%.
6. Total Expenditures for all funds as of May 31, 2017- \$143,955,522. Of the total expenditures incurred, the Operational Fund accounted for 60.42%, the Grant Funds 9.90%, Building Funds 9.92%, Debt Service 10.35%, Student Nutrition 5.56% and all other funds 3.85%.
7. Direct Instruction expenditures plus encumbrances for the Operational Fund as of May 31, 2017 were \$64,736,982 or 63.53% of the total Operational Fund expenditures.
8. As of May 31, 2017 the District had investments in Certificates of Deposit (CD's) totaling \$1,140,089. The CD's are currently earning interest at a rate of 0.01% with a 60 or 90 day term.
9. Pledged collateral – All bank accounts in compliance at May 31, 2017. See separate report attached Item III Summary of Investments.
10. For the month of May 31, 2017, there was no financial review conducted at the schools. All Gadsden schools have been assessed at least once during the 2016-2017 fiscal year.

Selected items from April 30, 2017 Report:

- 1 Operational Fund Revenues as of April 30, 2017 - \$83,227,801 which represents 84.95% of budgeted Revenues.
- 2 Operational Fund Expenditures as of April 30, 2017 - \$78,723,102 which represents 65.23% of budgeted Expenditures.
- 3 Total Revenues for all funds as of April 30, 2017- \$136,725,544. Of the total revenues received, the Operational Fund accounted for 60.87%, the Grant Funds 12.54%, Building Funds 10.53%, Debt Service Funds 6.77%, Student Nutrition 5.02% and all the other funds 4.27%.
- 4 Total Expenditures for all funds as of April 30, 2017- \$130,491,565. Of the total expenditures incurred, the Operational Fund accounted for 60.33%, the Grant Funds 9.40%, Building Funds 10.58%, Debt Service 10.51%, Student Nutrition 5.40% and all other funds 3.78%.
- 5 Direct Instruction expenditures plus encumbrances for the Operational Fund as of April 30, 2017 were \$64,553,597 or 63.47% of the total Operational Fund expenditures.

School District: GADSDEN INDEPENDENT SCHOOL DISTRICT
 Charter Name:
 Month/Quarter 5/31/2017

**PED Cash Report
 for 2016-2017 Fiscal Year**

County: Dona Ana
 PED No.: 019

Previous Year Report ending date	06/30/2016 5/31/2017	OPERATIONAL FUND 11000	TEACHERAGE FUND 12000	TRANSPORTATION FUND 13000	INST. MATERIALS FUND 14000	FOOD SERVICES FUND 21000	ATHLETICS FUND 22000	NON-INSTRUCT. FUND 23000
Refer to "Instructions for PED Cash Report" for details on how to properly complete this form.								
Total Cash Balance 06/30/2016	+OR-	27,096,558.29	0.00	168.94	809,690.30	13,138,182.89	597,608.34	552,179.30
Current Year Rev. to Date (Per Receipts Report-excluding Refunds & including anv Deposits in Transit)	+	90,940,357.97	0.00	4,373,077.22	741,208.09	7,813,748.59	137,544.91	657,266.71
Prior Year Warrants Voided	+	0.00	0.00	0.00	0.00	0.00	0.00	0.00
Total Resources to Date for Current Year 5/31/2017	=	118,036,916.26	0.00	4,373,246.16	1,550,898.39	20,951,931.48	735,153.25	1,209,446.01
Current Year Expenditures to Date Enter as a Minus (Per Expenditure Report)	-	(86,976,344.93)	0.00	(4,701,545.03)	(295,550.82)	(8,008,642.33)	(5,349.82)	(536,514.92)
Permanent Cash Transfers/Reversions * Provide Full Explanation on Last Page	+OR-	0.00	0.00	0.00	(122,033.06)	0.00	0.00	0.00
Total Cash	=	31,060,571.33	0.00	(328,298.87)	1,133,314.51	12,943,289.15	729,803.43	672,931.09
Other Reconciling Items								
Payroll Liabilities	+	2,667,166.19	0.00	2,552.60	0.00	99,583.26	0.00	0.00
**Adjustments - Provide Full Explanation on Last Page	+OR-	(166,836.92)	0.00	0.00	0.00	0.00	0.00	0.00
TOTAL RECONCILED CASH BALANCE 5/31/2017	=	33,560,900.60	0.00	(325,746.27)	1,133,314.51	13,042,872.41	729,803.43	672,931.09
Total Outstanding Loans *** Provide Full Explanation on Last Page	+OR-	(2,221,546.07)	0.00	325,746.27	0.00	0.00	0.00	0.00
Total Ending Cash 5/31/2017	+OR-	31,339,354.53 (0.00)	0.00	0.00 0.00	1,133,314.51	13,042,872.41	729,803.43	672,931.09 0.00

School District: GADSDEN INDEPENDENT SCHOOL DISTRICT		PED Cash Report for 2016-2017 Fiscal Year					County: PED No.:	Dona Ana 019
Charter Name: Month/Quarter 5/31/2017		FEDERAL FLOWTHROUGH FUND 24000	FEDERAL DIRECT FUND 25000	LOCAL GRANTS FUND 26000	STATE FLOWTHROUGH FUND 27000	STATE DIRECT FUND 28000	LOCAL OR STATE FUND 29000	BOND BUILDING FUND 31100
Total Cash Balance 06/30/2016	=	(4,153,337.59)	1,060,433.73	1,476,395.46	(789,439.64)	(109,609.79)	395,197.65	21,227,056.22
Current Year Rev. to Date (Per Receipts Report-excluding Refunds & including any Deposits in Transit)	+	12,901,189.68	2,022,618.72	715,381.99	3,095,291.17	342,214.39	104,508.26	9,554,573.76
Prior Year Warrants Voided	+	0.00	0.00	0.00	0.00	0.00	0.00	0.00
Total Resources to Date for Current Year 5/31/2017	=	8,747,852.09	3,083,052.45	2,191,777.45	2,305,851.53	232,604.60	499,705.91	30,781,629.98
Current Year Expenditures to Date Enter as a Minus (Per Expenditure Report)	-	(10,438,344.20)	(764,524.50)	(270,076.85)	(2,472,566.46)	(285,335.24)	(16,110.00)	(8,767,955.93)
Permanent Cash Transfers/Reversions * Provide Full Explanation on Last Page	+OR-	(4,762.48)	0.00	0.00	0.00	0.00	0.00	0.00
Total Cash	=	(1,695,254.59)	2,318,527.95	1,921,700.60	(166,714.93)	(52,730.64)	483,595.91	22,013,674.05
Other Reconciling Items								
Payroll Liabilities	+	236,507.82	22,502.44	1,201.71	42,156.92	7,883.94	0.00	0.00
**Adjustments - Provide Full Explanation on Last Page	-	0.00	0.00	0.00	0.00	0.00	0.00	0.00
TOTAL RECONCILED CASH BALANCE 5/31/2017	=	(1,458,746.77)	2,341,030.39	1,922,902.31	(124,558.01)	(44,846.70)	483,595.91	22,013,674.05
Total Outstanding Loans *** Provide Full Explanation on Last Page	+OR-	1,458,804.55	0.00	0.00	124,558.01	44,846.70	0.00	0.00
Total Ending Cash 5/31/2017	+OR-	57.78 0.00	2,341,030.39	1,922,902.31	(0.00) (0.00)	0.00	483,595.91	22,013,674.05

School District: GADSDEN INDEPENDENT SCHOOL DISTRICT
 Charter Name:
 Month/Quarter 5/31/2017

**PED Cash Report
 for 2016-2017 Fiscal Year**

County: Dona Ana
 PED No.: 019

		ENERGY EFFICIENCY 31800	ED. TECH EQUIP ACT 31900	PSCOC 20% FUND 32100	DEBT SERVICE FUND 41000	DEFERRED SICK LEAVE FUND 42000	ED TECH DEBT SERVICE FUND 43000	GRAND TOTAL ALL FUNDS
Total Cash Balance 06/30/2016	=	0.00	98,144.15	0.00	8,695,634.58	0.00	4,112,965.16	77,937,593.88
Current Year Rev. to Date (Per Receipts Report-excluding Refunds & including anv Deposits in Transit)	+	0.00	2,000,000.00	0.00	8,524,255.24	0.00	1,658,678.86	148,547,580.26
Prior Year Warrants Voided	+	0.00	0.00	0.00	0.00	0.00	0.00	0.00
Total Resources to Date for Current Year 5/31/2017	=	0.00	2,098,144.15	0.00	17,219,889.82	0.00	5,771,644.02	226,485,174.14
Current Year Expenditures to Date Enter as a Minus (Per Expenditure Report)	-	0.00	(1,908,690.63)	0.00	(10,880,645.12)	0.00	(4,022,618.96)	(143,955,521.82)
Permanent Cash Transfers/Reversions * Provide Full Explanation on Last Page	+OR-	0.00	0.00	0.00	0.00	0.00	0.00	(126,795.54)
Total Cash	=	0.00	189,453.52	0.00	6,339,244.70	0.00	1,749,025.06	82,402,856.78
Other Reconciling Items								
Payroll Liabilities	+	0.00	0.00	0.00	0.00	0.00	0.00	3,079,554.88
**Adjustments - Provide Full Explanation on Last Page	-	0.00	0.00	0.00	0.00	0.00	0.00	(166,836.92)
TOTAL RECONCILED CASH BALANCE 5/31/2017	=	0.00	189,453.52	0.00	6,339,244.70	0.00	1,749,025.06	85,315,574.74
Total Outstanding Loans *** Provide Full Explanation on Last Page	+OR-	0.00	0.00	0.00	0.00	0.00	0.00	0.00
Total Ending Cash 5/31/2017	+OR-	0.00	189,453.52	0.00	6,339,244.70	0.00	1,749,025.06	85,315,574.74

School District: GADSDEN INDEPENDENT SCHOOL DISTRICT
 Charter Name:
 Month/Quarter 5/31/2017

**PED Cash Report
 for 2016-2017 Fiscal Year**

COUNTY: Dona Ana
 PED No.: 019

B		C		D	E	F	G	H	I	J
				+	+	+OR-	+OR-	+		+OR-
From Bank Statements				Adjustments to Bank Statements			Adjusted Bank Balance	Description	Adjustment Amount	
Account Name/Type	Bank	Statement Balance	Overnight Investments	Net Outstanding Items (Checks)	Deposits	Outstanding Interbank transfers		From line 12 Grand Total All		
Gadsden ISD Accounts Payable (A/P Clearing)	Wells Fargo	0.00	0.00	(775,680.37)	776,562.62	882.25				
Gadsden ISD Payroll (Payroll Clearing)	Wells Fargo	0.00	0.00	(72,480.40)	73,382.50	902.10				
Gadsden ISD (Operational/Federal Funds)	Wells Fargo	9,750,000.00	27,451,563.42	(147,200.34)	(849,945.12)	36,204,417.96				
Gadsden ISD School Lunch Program (Food Services Fund)	Wells Fargo	0.00	12,987,480.83	55,531.23	0.00	13,043,012.06				
Gadsden ISD Principal Funds (Activity/Agency Funds)	Wells Fargo	1,440,634.77	0.00	17,671.84	0.00	1,458,306.61				
Gadsden ISD Athletic Fund Account (Athletics Fund)	Wells Fargo	603,284.69	0.00	(25.00)	0.00	603,259.69				
Gadsden ISD Building (Building Funds)	Wells Fargo	0.00	17,778,387.11	248,896.64	0.00	18,027,283.75				
Gadsden ISD Debt Service (Debt Service Funds)	Bank of the West	8,088,269.76	0.00	0.00	0.00	8,088,269.76				
Gadsden ISD Principal Funds (Activity/Agency Funds)	First American Bank	12,907.64	0.00	(2,907.64)	0.00	10,000.00				
Gadsden ISD Building (Building Funds)	First American Bank	200,000.00	2,309,607.10	0.00	0.00	2,509,607.10				
Student Lunch Program CD	Wells Fargo	0.00	0.00	0.00	0.00	0.00				
Operational Fund CD	Wells Fargo	1,013,545.37	0.00	0.00	0.00	1,013,545.37				
Athletics Fund CD	Wells Fargo	126,543.74	0.00	0.00	0.00	126,543.74				
Activity Funds CD	Wells Fargo	0.00	0.00	0.00	0.00	0.00				
Building Bond Fund (US Treasury Bills)	Wells Fargo Securities, LLC	0.00	0.00	0.00	0.00	0.00				
Building Fund Government Money Market	Wells Fargo Trust Services	0.00	0.00	0.00	0.00	0.00				
Building Fund - Savings Account	Wells Fargo	5,024,551.77	0.00	0.00	0.00	5,024,551.77				
Totals		26,259,737.74	60,527,038.46	(676,194.04)	0.00	86,110,582.16			0.00	

Please provide Page 1 of each of your Bank Statement(s).

Total Cash Balance 86,786,776.20

NOTE: Total Column H must equal total Column J

*** PERMANENT CASH TRANSFERS/REVERSIONS (LINE 6)**

Please identify all cash transfers and reversions per school district general ledger. Enter the name or fund number on the FROM FUND and TO FUND columns. Please list each transaction separately.

FROM FUND	AMOUNT FROM	TO FUND	Explicit Explanation
14000	(126,795.54)		Reversion of Instructional Material Funds to PED as per Senate Bill 9
Sub-Total	(126,795.54)		

**** OTHER RECONCILING ITEMS (LINE 8 & 9)**

Please identify all reconciling adjustments per school district general ledger. Enter the name or fund number on the FROM FUND and TO FUND columns. Please list each transaction separately.

FROM FUND	AMOUNT FROM	TO FUND	Explicit Explanation
11000	2,667,166.19	Outside Agencies	Payroll liabilities due to outside agencies
13000	2,552.60	Outside Agencies	Payroll liabilities due to outside agencies
21000	99,583.26	Outside Agencies	Payroll liabilities due to outside agencies
23000	-	Outside Agencies	Payroll liabilities due to outside agencies
24000	236,507.82	Outside Agencies	Payroll liabilities due to outside agencies
25000	22,502.44	Outside Agencies	Payroll liabilities due to outside agencies
26000	1,201.71	Outside Agencies	Payroll liabilities due to outside agencies
27000	42,156.92	Outside Agencies	Payroll liabilities due to outside agencies
28000	7,883.94	Outside Agencies	Payroll liabilities due to outside agencies
Sub-Total (per line 8)	3,079,554.88		
11000	22,516.61	Outside Vendors	Accounts Payable
Various Funds	(194,065.55)	11000	Unreimbursed Workers Compensation Premium
11000	4,712.02	Wageworks	Accounts Payable
Sub-Total (per line 9)	(166,836.92)		

*** TOTAL OUTSTANDING LOANS (LINE 11)

Please identify all outstanding loans per school district general ledger. Enter the name or fund number on the FROM FUND and TO FUND columns. Please list each transaction separately.

	FROM FUND	AMOUNT FROM	TO FUND	Explicit Explanation	
	11000	(1,458,804.55)	24000	(2,221,546.07)	-
	11000	0.00	25000		-
	11000	0.00	26000		-
	11000	(124,558.01)	27000		-
	11000	(44,846.70)	28000		-
	11000	0.00	29000		-
	11000	0.00	12000		-
	11000	(325,746.27)	13000		-
	11000	0.00	14000		-
	11000	0.00	21000		-
	11000	0.00	22000		-
	11000	0.00	31100		-
	11000	(267,590.54)	31700		-
	24000	1,458,804.55	11000	1,458,804.55	-
	25000	0.00	11000	-	-
	26000	0.00	11000	-	-
	27000	124,558.01	11000	124,558.01	-
	28000	44,846.70	11000	44,846.70	-
	29000	0.00	11000	-	-
	12000	0.00	11000	-	-
	13000	325,746.27	11000	325,746.27	-
	14000	0.00	11000	-	-
	21000	0.00	11000	-	-
	22000	0.00	11000	-	-
	23000	0.00	29000	-	-
	31100	0.00	11000	-	-
	31400	0.00	11000	-	-
	31500	0.00	11000	-	-
	31600	0.00	11000	-	-
	31700	267,590.54	11000	267,590.54	-
	31701	0.00	11000	-	-
	31900	0.00	11000	-	-
		<u>0.00</u>		<u>0.00</u>	<u>0.00</u>

I, hereby, certify that the information contained in this cash report reconciles to the General Ledger.

Signature of Licenced Business Manager

Date

**Summary of Investments
As of May 31, 2017**

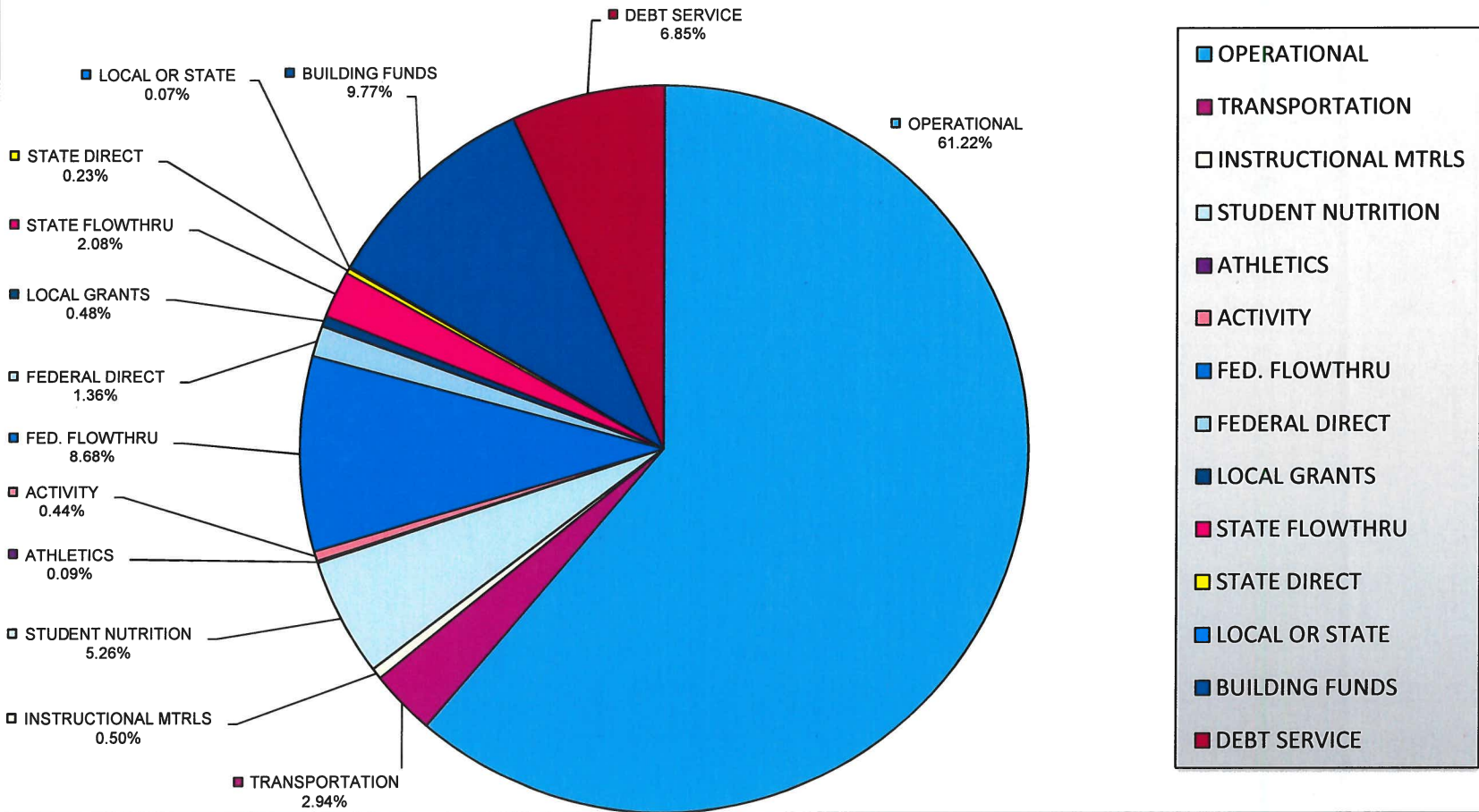
Uninsured / Uncollateralized Funds:

	Wells Fargo Bank			Bank of the West	First American Bank		Total
	Deposit & Savings Accounts and CDs	Repo Accounts	Wells Fargo Trust Services	Deposit Account	Deposit Account	Repo Account	
Deposits, CDs and Treasury Bills	17,958,560.34	58,217,431.36	-	8,088,269.76	212,907.64	2,309,607.10	86,786,776.20
Less FDIC insurance	500,000.00	-	-	250,000.00	250,000.00	-	
Less investments in US Obligations	-	-	-	-	-	-	
Uninsured public funds	17,458,560.34	58,217,431.36	-	7,838,269.76	-	2,309,607.10	
50%/102% collateral requirement	8,729,280.17	59,381,779.99	-	3,919,134.88	-	2,355,799.24	
Pledged Security - Market Value	9,602,851.40	59,687,846.07	-	5,657,747.00	-	2,771,164.72	
Over (under) - Collateralized	873,571.23	306,066.09	-	1,738,612.12	-	415,365.48	
Uninsured / Uncollateralized Funds	7,855,708.94			2,180,522.76			10,036,231.70

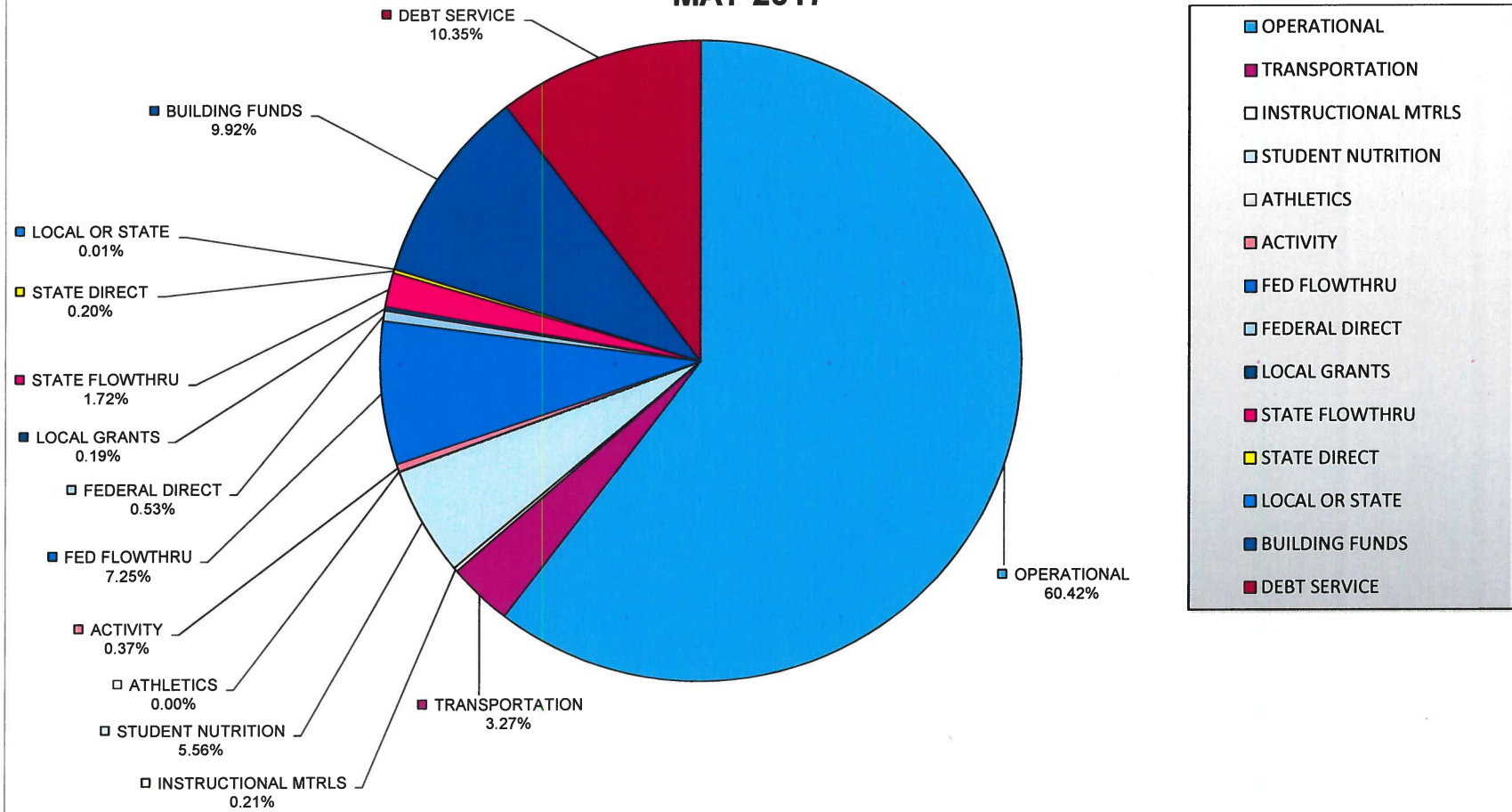
Investments in CDs:

Certificates of Deposit			
Account Name	Interest Rate	Maturity Date	Bank Balance
Operational - 7658	0.01%	6/15/2017	\$ 1,013,545.37
Activity - 1138	0.00%		\$ -
Athletics - 3928	0.00%		\$ -
Athletics - 7690	0.01%	7/2/2017	\$ 101,350.45
Athletics - 9305	0.01%	7/3/2017	\$ 25,193.29
			\$ 1,140,089.11

GISD 2016-17 REVENUES BY FUND MAY 2017

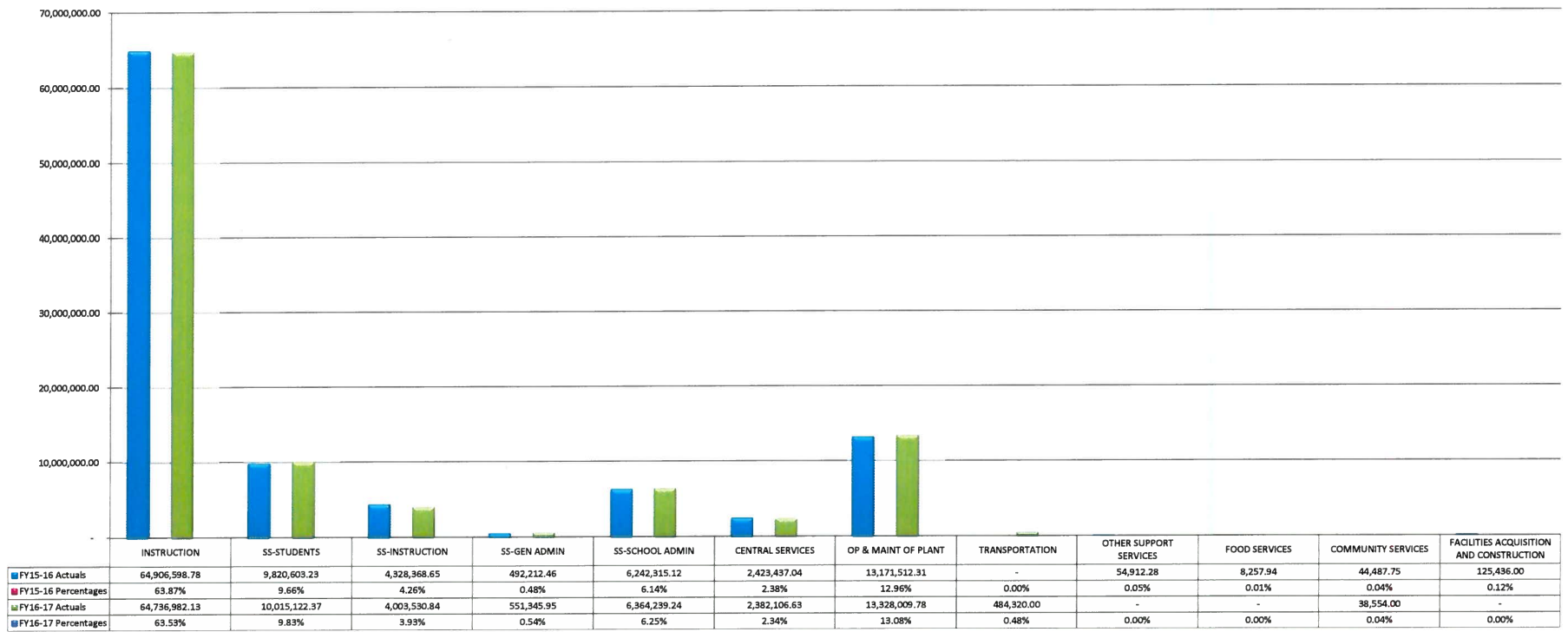


GISD 2016-17 EXPENDITURES BY FUND MAY 2017

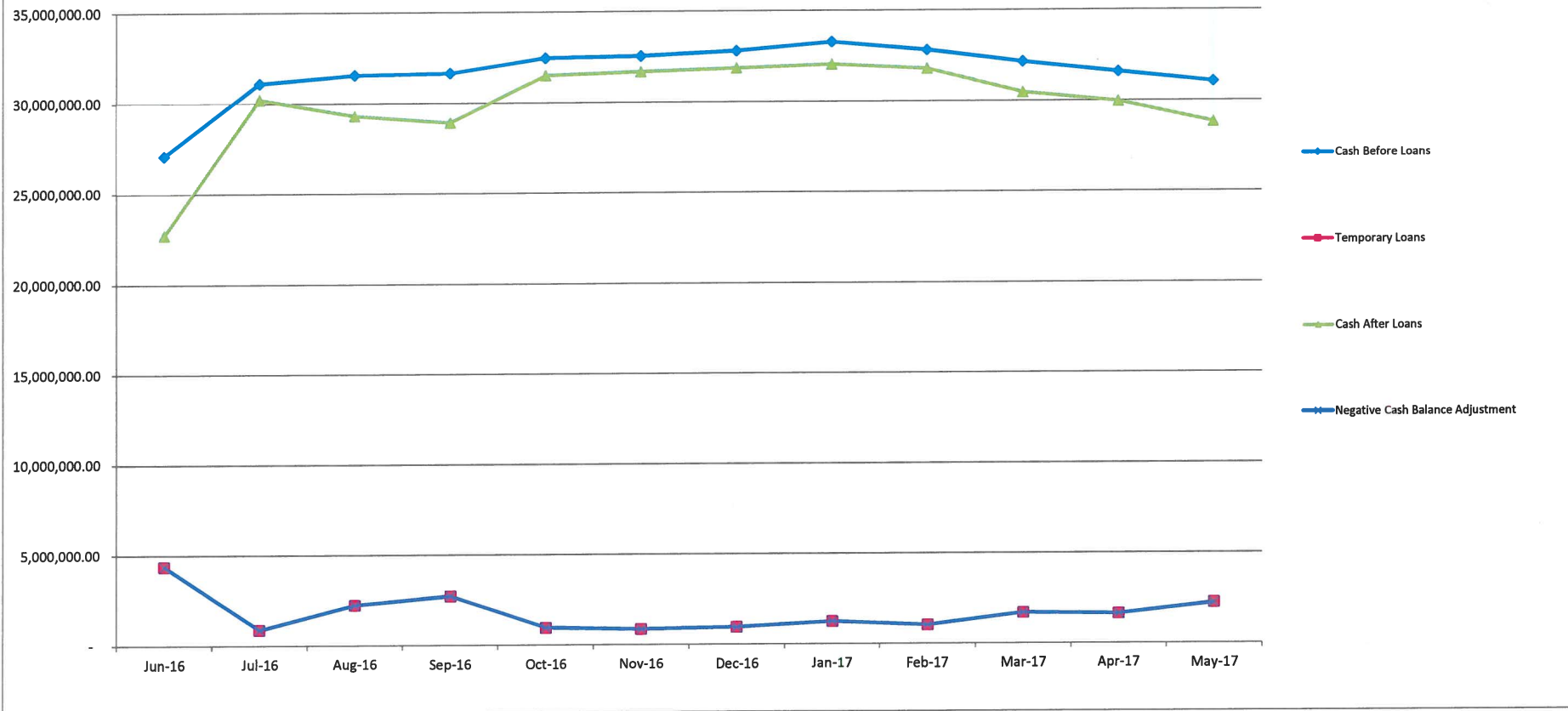


**OPERATIONAL FUND EXPENDITURES AND ENCUMBRANCES FOR MAY 2017
COMPARED TO MAY 2016**

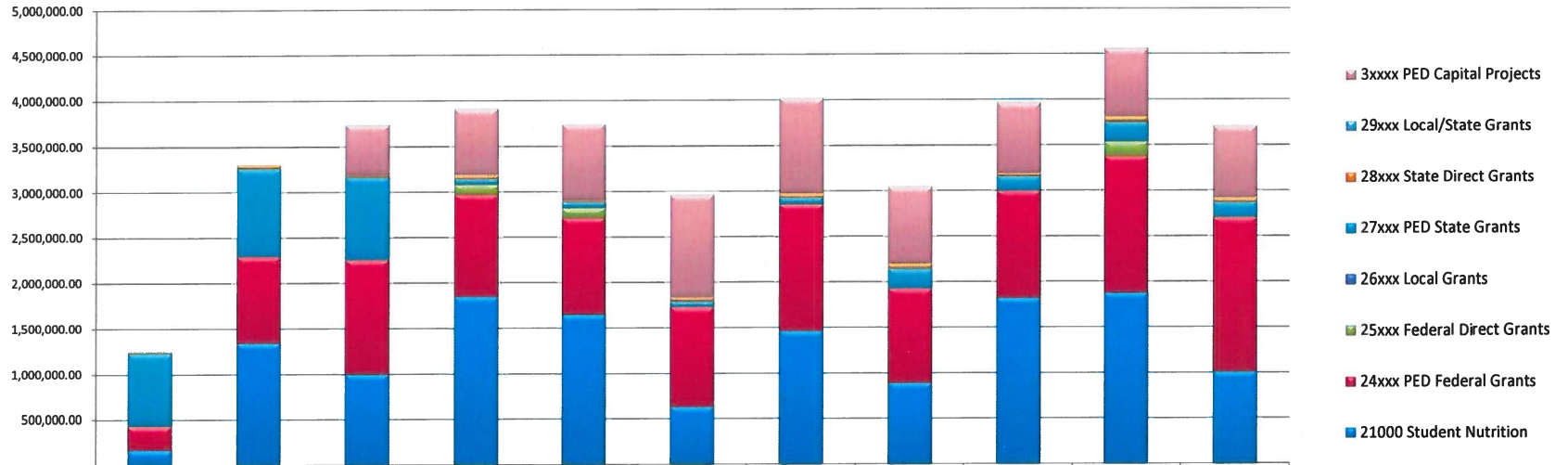
EXPENDITURES



**GISD 2016-17 Cash Balance / Temporary Loan Balance Trend
JUNE 2016 - MAY 2017**



GISD 2016-17 Outstanding Reimbursements May 2017



	Jul-16	Aug-16	Sep-16	Oct-16	Nov-16	Dec-16	Jan-17	Feb-17	Mar-17	Apr-17	May-17
3xxxx PED Capital Projects	-	-	549,242.28	718,503.45	832,079.53	1,127,936.38	1,039,194.20	847,753.88	769,679.26	745,469.50	785,099.54
29xxx Local/State Grants	-	-	-	-	-	-	-	-	-	-	-
28xxx State Direct Grants	21,165.98	42,099.62	21,179.17	46,812.63	21,652.82	47,959.63	49,857.72	60,655.70	35,077.02	64,719.17	52,730.64
27xxx PED State Grants	799,471.11	969,537.49	916,872.74	62,664.75	64,151.29	61,383.96	74,272.66	214,428.98	162,218.96	210,179.44	166,714.93
26xxx Local Grants	-	-	-	-	-	-	-	-	-	-	-
25xxx Federal Direct Grants	-	-	-	113,699.10	113,699.10	-	-	-	-	163,624.65	-
24xxx PED Federal Grants	265,809.41	952,686.17	1,253,497.36	1,127,003.77	1,065,589.07	1,097,778.94	1,397,144.07	1,037,321.68	1,180,961.72	1,502,137.73	1,695,254.49
21000 Student Nutrition	166,226.31	1,339,805.76	1,000,278.66	1,845,686.64	1,646,407.68	629,675.16	1,462,073.96	889,885.20	1,819,784.92	1,874,937.37	1,009,677.88

Gadsden Independent Schools

Revenue Report - All Funds

From Date: 5/1/2017

To Date: 5/31/2017

Fiscal Year: 2016-2017

- Include pre encumbrance Print accounts with zero balance Filter Encumbrance Detail by Date Range
 Exclude inactive accounts with zero balance

Account Number	Description	Budget	Adjustments	GL Budget	Current	YTD	Balance	Encumbrance	Budget Bal	% Rem
11000.0000.41110.0000.000000.0000.00.0000	AD VALOREM TAXES - SCHOOL DISTRICT	(\$368,616.00)	\$0.00	(\$368,616.00)	(\$24,385.19)	(\$273,488.33)	(\$95,127.67)	\$0.00	(\$95,127.67)	25.81%
11000.0000.41500.0000.000000.0000.00.0000	INVESTMENT INCOME	(\$4,000.00)	\$0.00	(\$4,000.00)	(\$2,207.11)	(\$8,572.30)	\$4,572.30	\$0.00	\$4,572.30	-114.31%
11000.0000.41701.0000.000000.0000.00.0000	FEES - ACTIVITIES	\$0.00	\$0.00	\$0.00	(\$504.60)	(\$24,193.48)	\$24,193.48	\$0.00	\$24,193.48	0.00%
11000.0000.41702.0000.000000.0000.00.0000	FEES - EDUCATIONAL	\$0.00	\$0.00	\$0.00	\$0.00	\$0.00	\$0.00	\$0.00	\$0.00	0.00%
11000.0000.41705.0000.000000.0000.00.0000	FEES - USERS	\$0.00	\$0.00	\$0.00	(\$12.00)	(\$231.13)	\$231.13	\$0.00	\$231.13	0.00%
11000.0000.41706.0000.000000.0000.00.0000	FEES - SUMMER SCHOOL	\$0.00	\$0.00	\$0.00	\$0.00	(\$1,716.47)	\$1,716.47	\$0.00	\$1,716.47	0.00%
11000.0000.41900.0000.000000.0000.00.0000	OTHER REVENUE FROM LOCAL SOURCES	\$0.00	\$0.00	\$0.00	\$0.00	(\$0.59)	\$0.59	\$0.00	\$0.59	0.00%
11000.0000.41910.0000.000000.0000.00.0000	RENTALS	(\$25,000.00)	\$0.00	(\$25,000.00)	(\$4,246.58)	(\$46,793.02)	\$21,793.02	\$0.00	\$21,793.02	-87.17%
11000.0000.41920.0000.000000.0000.00.0000	CONTRIBUTIONS AND DONATIONS FROM PRIVATE	\$0.00	\$0.00	\$0.00	\$0.00	\$0.00	\$0.00	\$0.00	\$0.00	0.00%
11000.0000.41923.0000.000000.0000.00.0000	ADMINISTRATION - CATEGORICAL	\$0.00	\$0.00	\$0.00	\$0.00	\$0.00	\$0.00	\$0.00	\$0.00	0.00%
11000.0000.41953.0000.000000.0000.00.0000	INSURANCE RECOVERIES	\$0.00	\$0.00	\$0.00	\$0.00	\$0.00	\$0.00	\$0.00	\$0.00	0.00%
11000.0000.41980.0000.000000.0000.00.0000	REFUND OF PRIOR YEAR'S EXPENDITURES	\$0.00	\$0.00	\$0.00	\$0.00	(\$11,481.34)	\$11,481.34	\$0.00	\$11,481.34	0.00%
11000.0000.43101.0000.000000.0000.00.0000	STATE EQUALIZATION GUARANTEE	(\$100,858,612.00)	\$3,511,334.00	(\$97,347,278.00)	(\$7,650,231.00)	(\$89,697,047.00)	(\$7,650,231.00)	\$0.00	(\$7,650,231.00)	7.86%
11000.0000.43104.0000.000000.0000.00.0000	EMERGENCY - SUPPLEMENTAL	\$0.00	\$0.00	\$0.00	\$0.00	\$0.00	\$0.00	\$0.00	\$0.00	0.00%
11000.0000.43120.0000.000000.0000.00.0000	CHARTER SCHOOL ADMIN REVENUE	\$0.00	\$0.00	\$0.00	\$0.00	\$0.00	\$0.00	\$0.00	\$0.00	0.00%
11000.0000.43202.0000.000000.0000.00.0000	RESTRICTED GRANTS - STATE SOURCES	\$0.00	\$0.00	\$0.00	\$0.00	\$0.00	\$0.00	\$0.00	\$0.00	0.00%
11000.0000.43212.0000.000000.0000.00.0000	STATE FLOWTHROUGH - INDIRECT COSTS	(\$9,000.00)	\$0.00	(\$9,000.00)	(\$1,751.47)	(\$14,265.86)	\$5,265.86	\$0.00	\$5,265.86	-58.51%
11000.0000.43213.0000.000000.0000.00.0000	OTHER GRANTS - INDIRECT COSTS	(\$7,000.00)	\$0.00	(\$7,000.00)	(\$585.15)	(\$9,441.90)	\$2,441.90	\$0.00	\$2,441.90	-34.88%
11000.0000.43216.0000.000000.0000.00.0000	FEES - GOVERNMENTAL AGENCIES	(\$80,000.00)	\$0.00	(\$80,000.00)	(\$40.00)	(\$124,544.18)	\$44,544.18	\$0.00	\$44,544.18	-55.68%
11000.0000.44107.0000.000000.0000.00.0000	FEDERAL DIRECT - INDIRECT COSTS	(\$10,000.00)	\$0.00	(\$10,000.00)	(\$1,135.63)	(\$12,414.65)	\$2,414.65	\$0.00	\$2,414.65	-24.15%
11000.0000.44205.0000.000000.0000.00.0000	FEDERAL FLOWTHROUGH - INDIRECT COSTS	(\$124,000.00)	\$0.00	(\$124,000.00)	(\$27,455.63)	(\$164,154.68)	\$40,154.68	\$0.00	\$40,154.68	-32.38%
11000.0000.45304.0000.000000.0000.00.0000	SALE OF PERSONAL PROPERTY/EQUIPMENT	\$0.00	\$0.00	\$0.00	(\$3.00)	(\$14,926.57)	\$14,926.57	\$0.00	\$14,926.57	0.00%
11000.0000.46100.0000.000000.0000.00.0000	ACCESS BOARD (E-RATE)	\$0.00	\$0.00	\$0.00	\$0.00	(\$537,086.47)	\$537,086.47	\$0.00	\$537,086.47	0.00%
Function: REVENUE/BALANCE SHEET - 0000		(\$101,486,228.00)	\$3,511,334.00	(\$97,974,894.00)	(\$7,712,557.36)	(\$90,940,357.97)	(\$7,034,536.03)	\$0.00	(\$7,034,536.03)	7.18%
Fund: OPERATIONAL - 11000		(\$101,486,228.00)	\$3,511,334.00	(\$97,974,894.00)	(\$7,712,557.36)	(\$90,940,357.97)	(\$7,034,536.03)	\$0.00	(\$7,034,536.03)	7.18%
13000.0000.41500.0000.000000.0000.00.0000	INVESTMENT INCOME	\$0.00	\$0.00	\$0.00	\$0.00	\$0.00	\$0.00	\$0.00	\$0.00	0.00%
13000.0000.41953.0000.000000.0000.00.0000	INSURANCE RECOVERIES	\$0.00	\$0.00	\$0.00	\$0.00	(\$364.22)	\$364.22	\$0.00	\$364.22	0.00%
13000.0000.43104.0000.000000.0000.00.0000	EMERGENCY - SUPPLEMENTAL	\$0.00	\$0.00	\$0.00	\$0.00	\$0.00	\$0.00	\$0.00	\$0.00	0.00%
13000.0000.43206.0000.000000.0000.00.0000	TRANSPORTATION DISTRIBUTION	(\$5,052,871.00)	\$341,071.00	(\$4,711,800.00)	\$0.00	(\$4,372,713.00)	(\$339,087.00)	\$0.00	(\$339,087.00)	7.20%
Function: REVENUE/BALANCE SHEET - 0000		(\$5,052,871.00)	\$341,071.00	(\$4,711,800.00)	\$0.00	(\$4,373,077.22)	(\$338,722.78)	\$0.00	(\$338,722.78)	7.19%
Fund: PUPIL TRANSPORTATION - 13000		(\$5,052,871.00)	\$341,071.00	(\$4,711,800.00)	\$0.00	(\$4,373,077.22)	(\$338,722.78)	\$0.00	(\$338,722.78)	7.19%
14000.0000.41953.0000.000000.0000.00.0000	INSURANCE RECOVERIES	\$0.00	\$0.00	\$0.00	\$0.00	\$0.00	\$0.00	\$0.00	\$0.00	0.00%
14000.0000.41980.0000.000000.0000.00.0000	REFUND OF PRIOR YEAR'S EXPENDITURES	\$0.00	\$0.00	\$0.00	(\$13.27)	(\$1,010.76)	\$1,010.76	\$0.00	\$1,010.76	0.00%

Gadsden Independent Schools

Revenue Report - All Funds

From Date: 5/1/2017

To Date: 5/31/2017

Fiscal Year: 2016-2017

Include pre encumbrance

Print accounts with zero balance

Filter Encumbrance Detail by Date Range

Exclude inactive accounts with zero balance

Account Number	Description	Budget	Adjustments	GL Budget	Current	YTD	Balance	Encumbrance	Budget Bal	% Rem
14000.0000.43102.0000.000000.0000.00.0000	SDE STATE FLOWTHROUGH	\$0.00	\$0.00	\$0.00	\$0.00	\$0.00	\$0.00	\$0.00	\$0.00	0.00%
14000.0000.43207.0000.000000.0000.00.0000	GRANTS									
14000.0000.43207.0000.000000.0000.00.0000	INSTRUCTIONAL MATERIALS - CREDIT	(\$370,099.00)	\$61,017.00	(\$309,082.00)	\$0.00	(\$370,099.33)	\$61,017.33	\$0.00	\$61,017.33	-19.74%
14000.0000.43211.0000.000000.0000.00.0000	INSTRUCTIONAL MATERIALS - CASH	(\$370,098.00)	\$61,017.00	(\$309,081.00)	\$0.00	(\$370,098.00)	\$61,017.00	\$0.00	\$61,017.00	-19.74%
	Function: REVENUE/BALANCE SHEET - 0000	(\$740,197.00)	\$122,034.00	(\$618,163.00)	(\$13.27)	(\$741,208.09)	\$123,045.09	\$0.00	\$123,045.09	-19.90%
	Fund: INSTRUCTIONAL MATERIALS - 14000	(\$740,197.00)	\$122,034.00	(\$618,163.00)	(\$13.27)	(\$741,208.09)	\$123,045.09	\$0.00	\$123,045.09	-19.90%
21000.0000.41500.0000.000000.0000.00.0000	INVESTMENT INCOME	(\$1,000.00)	\$0.00	(\$1,000.00)	(\$985.05)	(\$3,177.18)	\$2,177.18	\$0.00	\$2,177.18	-217.72%
21000.0000.41603.0000.000000.0000.00.0000	FEES-ADULTS/FOOD SERVICES	(\$70,000.00)	\$0.00	(\$70,000.00)	(\$5,597.65)	(\$78,588.41)	\$8,588.41	\$0.00	\$8,588.41	-12.27%
21000.0000.41605.0000.000000.0000.00.0000	FEES - OTHER/FOOD SERVICES	(\$70,000.00)	\$0.00	(\$70,000.00)	(\$20,441.71)	(\$102,445.51)	\$32,445.51	\$0.00	\$32,445.51	-46.35%
21000.0000.41980.0000.000000.0000.00.0000	REFUND OF PRIOR YEAR'S EXPENDITURES	\$0.00	\$0.00	\$0.00	\$0.00	(\$777.60)	\$777.60	\$0.00	\$777.60	0.00%
21000.0000.43203.0000.000000.0000.00.0000	STATE DIRECT GRANTS	(\$150,000.00)	\$0.00	(\$150,000.00)	\$0.00	(\$188,381.55)	\$38,381.55	\$0.00	\$38,381.55	-25.59%
21000.0000.43215.0000.000000.0000.00.0000	INTER GOVERNMENTAL CONTRACT REVENUE	\$0.00	\$0.00	\$0.00	\$0.00	\$0.00	\$0.00	\$0.00	\$0.00	0.00%
21000.0000.43216.0000.000000.0000.00.0000	FEES - GOVERNMENTAL AGENCIES	\$0.00	\$0.00	\$0.00	\$0.00	\$0.00	\$0.00	\$0.00	\$0.00	0.00%
21000.0000.44500.0000.000000.0000.00.0000	RESTRICTED GRANTS-IN-AID FROM THE FEDERAL	(\$8,000,000.00)	\$0.00	(\$8,000,000.00)	(\$929,899.72)	(\$7,440,378.34)	(\$559,621.66)	\$0.00	(\$559,621.66)	7.00%
	Function: REVENUE/BALANCE SHEET - 0000	(\$8,291,000.00)	\$0.00	(\$8,291,000.00)	(\$956,924.13)	(\$7,813,748.59)	(\$477,251.41)	\$0.00	(\$477,251.41)	5.76%
	Fund: FOOD SERVICES - 21000	(\$8,291,000.00)	\$0.00	(\$8,291,000.00)	(\$956,924.13)	(\$7,813,748.59)	(\$477,251.41)	\$0.00	(\$477,251.41)	5.76%
22000.0000.41500.0000.000000.0000.00.0000	INVESTMENT INCOME	\$0.00	\$0.00	\$0.00	(\$1.01)	(\$320.81)	\$320.81	\$0.00	\$320.81	0.00%
22000.0000.41701.0000.000000.0000.00.0000	FEES - ACTIVITIES	\$0.00	\$0.00	\$0.00	\$0.00	(\$1,685.00)	\$1,685.00	\$0.00	\$1,685.00	0.00%
22000.0000.41705.0000.000000.0000.00.0000	FEES - USERS	(\$110,000.00)	\$0.00	(\$110,000.00)	\$0.00	(\$135,539.10)	\$25,539.10	\$0.00	\$25,539.10	-23.22%
22000.0000.41980.0000.000000.0000.00.0000	REFUND OF PRIOR YEAR'S EXPENDITURES	\$0.00	\$0.00	\$0.00	\$0.00	\$0.00	\$0.00	\$0.00	\$0.00	0.00%
	Function: REVENUE/BALANCE SHEET - 0000	(\$110,000.00)	\$0.00	(\$110,000.00)	(\$1.01)	(\$137,544.91)	\$27,544.91	\$0.00	\$27,544.91	-25.04%
	Fund: ATHLETICS - 22000	(\$110,000.00)	\$0.00	(\$110,000.00)	(\$1.01)	(\$137,544.91)	\$27,544.91	\$0.00	\$27,544.91	-25.04%
23000.0000.41500.0000.000000.0000.00.0000	INVESTMENT INCOME	\$0.00	\$0.00	\$0.00	\$0.00	(\$373.38)	\$373.38	\$0.00	\$373.38	0.00%
23000.0000.41701.0000.000000.0000.00.0000	FEES - ACTIVITIES	(\$380,000.00)	\$0.00	(\$380,000.00)	(\$59,491.31)	(\$572,267.48)	\$192,267.48	\$0.00	\$192,267.48	-50.60%
23000.0000.41705.0000.000000.0000.00.0000	FEES - USERS	\$0.00	\$0.00	\$0.00	(\$125.00)	(\$219.00)	\$219.00	\$0.00	\$219.00	0.00%
23000.0000.41706.0000.000000.0000.00.0000	FEES - SUMMER SCHOOL	\$0.00	\$0.00	\$0.00	(\$9,727.00)	(\$9,967.00)	\$9,967.00	\$0.00	\$9,967.00	0.00%
23000.0000.41920.0000.000000.0000.00.0000	CONTRIBUTIONS AND DONATIONS FROM PRIVATE	(\$40,000.00)	\$0.00	(\$40,000.00)	(\$150.00)	(\$67,141.82)	\$27,141.82	\$0.00	\$27,141.82	-67.85%
23000.0000.41953.0000.000000.0000.00.0000	INSURANCE RECOVERIES	\$0.00	\$0.00	\$0.00	\$0.00	\$0.00	\$0.00	\$0.00	\$0.00	0.00%
23000.0000.41980.0000.000000.0000.00.0000	REFUND OF PRIOR YEAR'S EXPENDITURES	\$0.00	\$0.00	\$0.00	\$0.00	(\$7,298.03)	\$7,298.03	\$0.00	\$7,298.03	0.00%
	Function: REVENUE/BALANCE SHEET - 0000	(\$420,000.00)	\$0.00	(\$420,000.00)	(\$69,493.31)	(\$657,266.71)	\$237,266.71	\$0.00	\$237,266.71	-56.49%
	Fund: NON-INSTRUCTIONAL SUPPORT - 23000	(\$420,000.00)	\$0.00	(\$420,000.00)	(\$69,493.31)	(\$657,266.71)	\$237,266.71	\$0.00	\$237,266.71	-56.49%
24101.0000.41980.0000.000000.0000.00.0000	REFUND OF PRIOR YEAR'S EXPENDITURES	\$0.00	\$0.00	\$0.00	(\$99.00)	(\$99.00)	\$99.00	\$0.00	\$99.00	0.00%
24101.0000.43216.0000.000000.0000.00.0000	FEES - GOVERNMENTAL AGENCIES	\$0.00	\$0.00	\$0.00	\$0.00	\$0.00	\$0.00	\$0.00	\$0.00	0.00%

Gadsden Independent Schools

Revenue Report - All Funds

From Date: 5/1/2017

To Date: 5/31/2017

Fiscal Year: 2016-2017

- Include pre encumbrance Print accounts with zero balance Filter Encumbrance Detail by Date Range
 Exclude inactive accounts with zero balance

Account Number	Description	Budget	Adjustments	GL Budget	Current	YTD	Balance	Encumbrance	Budget Bal	% Rem
24101.0000.44500.0000.000000.0000.00.0000	RESTRICTED GRANTS-IN-AID FROM THE FEDERAL	(\$7,807,127.00)	(\$1,005,802.00)	(\$8,812,929.00)	(\$1,030,903.38)	(\$7,370,130.54)	(\$1,442,798.46)	\$0.00	(\$1,442,798.46)	16.37%
	Function: REVENUE/BALANCE SHEET - 0000	(\$7,807,127.00)	(\$1,005,802.00)	(\$8,812,929.00)	(\$1,031,002.38)	(\$7,370,229.54)	(\$1,442,699.46)	\$0.00	(\$1,442,699.46)	16.37%
	Fund: TITLE I - IASA - 24101	(\$7,807,127.00)	(\$1,005,802.00)	(\$8,812,929.00)	(\$1,031,002.38)	(\$7,370,229.54)	(\$1,442,699.46)	\$0.00	(\$1,442,699.46)	16.37%
24103.0000.41980.0000.000000.0000.00.0000	REFUND OF PRIOR YEAR'S EXPENDITURES	\$0.00	\$0.00	\$0.00	\$0.00	\$0.00	\$0.00	\$0.00	\$0.00	0.00%
24103.0000.44500.0000.000000.0000.00.0000	RESTRICTED GRANTS-IN-AID FROM THE FEDERAL	(\$107,936.00)	(\$4,644.00)	(\$112,580.00)	(\$3,325.82)	(\$60,809.25)	(\$51,770.75)	\$0.00	(\$51,770.75)	45.99%
	Function: REVENUE/BALANCE SHEET - 0000	(\$107,936.00)	(\$4,644.00)	(\$112,580.00)	(\$3,325.82)	(\$60,809.25)	(\$51,770.75)	\$0.00	(\$51,770.75)	45.99%
	Fund: MIGRANT CHILDREN EDUCATION - 24103	(\$107,936.00)	(\$4,644.00)	(\$112,580.00)	(\$3,325.82)	(\$60,809.25)	(\$51,770.75)	\$0.00	(\$51,770.75)	45.99%
24106.0000.41924.0000.000000.0000.00.0000	FLOWTHROUGH GRANTS FROM DISTRICT	\$0.00	\$0.00	\$0.00	\$0.00	\$0.00	\$0.00	\$0.00	\$0.00	0.00%
24106.0000.41980.0000.000000.0000.00.0000	REFUND OF PRIOR YEAR'S EXPENDITURES	\$0.00	\$0.00	\$0.00	(\$739.00)	(\$4,663.48)	\$4,663.48	\$0.00	\$4,663.48	0.00%
24106.0000.44500.0000.000000.0000.00.0000	RESTRICTED GRANTS-IN-AID FROM THE FEDERAL	(\$2,851,750.00)	(\$1,103,149.00)	(\$3,954,899.00)	(\$337,271.60)	(\$3,130,730.50)	(\$824,168.50)	\$0.00	(\$824,168.50)	20.84%
	Function: REVENUE/BALANCE SHEET - 0000	(\$2,851,750.00)	(\$1,103,149.00)	(\$3,954,899.00)	(\$338,010.60)	(\$3,135,393.98)	(\$819,505.02)	\$0.00	(\$819,505.02)	20.72%
	Fund: ENTITLEMENT IDEA-B - 24106	(\$2,851,750.00)	(\$1,103,149.00)	(\$3,954,899.00)	(\$338,010.60)	(\$3,135,393.98)	(\$819,505.02)	\$0.00	(\$819,505.02)	20.72%
24107.0000.44500.0000.000000.0000.00.0000	RESTRICTED GRANTS-IN-AID FROM THE FEDERAL	\$0.00	\$0.00	\$0.00	\$0.00	\$0.00	\$0.00	\$0.00	\$0.00	0.00%
	Function: REVENUE/BALANCE SHEET - 0000	\$0.00	\$0.00	\$0.00	\$0.00	\$0.00	\$0.00	\$0.00	\$0.00	0.00%
	Fund: DISCRETIONARY IDEA-B - 24107	\$0.00	\$0.00	\$0.00	\$0.00	\$0.00	\$0.00	\$0.00	\$0.00	0.00%
24108.0000.41980.0000.000000.0000.00.0000	REFUND OF PRIOR YEAR'S EXPENDITURES	\$0.00	\$0.00	\$0.00	\$0.00	\$0.00	\$0.00	\$0.00	\$0.00	0.00%
24108.0000.44500.0000.000000.0000.00.0000	RESTRICTED GRANTS-IN-AID FROM THE FEDERAL	\$0.00	(\$6,000.00)	(\$6,000.00)	\$0.00	(\$1,944.84)	(\$4,055.16)	\$0.00	(\$4,055.16)	67.59%
	Function: REVENUE/BALANCE SHEET - 0000	\$0.00	(\$6,000.00)	(\$6,000.00)	\$0.00	(\$1,944.84)	(\$4,055.16)	\$0.00	(\$4,055.16)	67.59%
	Fund: NEW MEXICO AUTISM PROJECT - 24108	\$0.00	(\$6,000.00)	(\$6,000.00)	\$0.00	(\$1,944.84)	(\$4,055.16)	\$0.00	(\$4,055.16)	67.59%
24109.0000.44500.0000.000000.0000.00.0000	RESTRICTED GRANTS-IN-AID FROM THE FEDERAL	(\$72,271.00)	(\$22,929.00)	(\$95,200.00)	(\$8,136.41)	(\$60,771.17)	(\$34,428.83)	\$0.00	(\$34,428.83)	36.16%
	Function: REVENUE/BALANCE SHEET - 0000	(\$72,271.00)	(\$22,929.00)	(\$95,200.00)	(\$8,136.41)	(\$60,771.17)	(\$34,428.83)	\$0.00	(\$34,428.83)	36.16%
	Fund: PRESCHOOL IDEA-B - 24109	(\$72,271.00)	(\$22,929.00)	(\$95,200.00)	(\$8,136.41)	(\$60,771.17)	(\$34,428.83)	\$0.00	(\$34,428.83)	36.16%
24112.0000.44500.0000.000000.0000.00.0000	RESTRICTED GRANTS-IN-AID FROM THE FEDERAL	\$0.00	\$0.00	\$0.00	\$0.00	\$0.00	\$0.00	\$0.00	\$0.00	0.00%
	Function: REVENUE/BALANCE SHEET - 0000	\$0.00	\$0.00	\$0.00	\$0.00	\$0.00	\$0.00	\$0.00	\$0.00	0.00%
	Fund: EARLY INTERVENTION SERVICES-IDEA B - 24112	\$0.00	\$0.00	\$0.00	\$0.00	\$0.00	\$0.00	\$0.00	\$0.00	0.00%
24113.0000.44500.0000.000000.0000.00.0000	RESTRICTED GRANTS-IN-AID FROM THE FEDERAL	(\$23,369.00)	\$0.00	(\$23,369.00)	\$0.00	(\$20,719.54)	(\$2,649.46)	\$0.00	(\$2,649.46)	11.34%
	Function: REVENUE/BALANCE SHEET - 0000	(\$23,369.00)	\$0.00	(\$23,369.00)	\$0.00	(\$20,719.54)	(\$2,649.46)	\$0.00	(\$2,649.46)	11.34%
	Fund: EDUCATION OF HOMELESS - 24113	(\$23,369.00)	\$0.00	(\$23,369.00)	\$0.00	(\$20,719.54)	(\$2,649.46)	\$0.00	(\$2,649.46)	11.34%
24115.0000.44500.0000.000000.0000.00.0000	RESTRICTED GRANTS-IN-AID FROM THE FEDERAL	\$0.00	\$0.00	\$0.00	\$0.00	\$0.00	\$0.00	\$0.00	\$0.00	0.00%

Gadsden Independent Schools

Revenue Report - All Funds

From Date: 5/1/2017

To Date: 5/31/2017

Fiscal Year: 2016-2017

Include pre encumbrance

Print accounts with zero balance

Filter Encumbrance Detail by Date Range

Exclude inactive accounts with zero balance

Account Number	Description	Budget	Adjustments	GL Budget	Current	YTD	Balance	Encumbrance	Budget Bal	% Rem
Function: REVENUE/BALANCE SHEET - 0000		\$0.00	\$0.00	\$0.00	\$0.00	\$0.00	\$0.00	\$0.00	\$0.00	0.00%
Fund: IDEA B PRIVATE SCHOOLS SHARE - 24115		\$0.00	\$0.00	\$0.00	\$0.00	\$0.00	\$0.00	\$0.00	\$0.00	0.00%
24118.0000.41500.0000.000000.0000.00.0000	INVESTMENT INCOME	\$0.00	\$0.00	\$0.00	\$0.00	\$0.00	\$0.00	\$0.00	\$0.00	0.00%
24118.0000.44500.0000.000000.0000.00.0000	RESTRICTED GRANTS-IN-AID FROM THE FEDERAL	\$0.00	(\$377,698.00)	(\$377,698.00)	(\$37,824.40)	(\$312,946.36)	(\$64,751.64)	\$0.00	(\$64,751.64)	17.14%
Function: REVENUE/BALANCE SHEET - 0000		\$0.00	(\$377,698.00)	(\$377,698.00)	(\$37,824.40)	(\$312,946.36)	(\$64,751.64)	\$0.00	(\$64,751.64)	17.14%
Fund: FRUIT & VEGETABLE PROGRAM - 24118		\$0.00	(\$377,698.00)	(\$377,698.00)	(\$37,824.40)	(\$312,946.36)	(\$64,751.64)	\$0.00	(\$64,751.64)	17.14%
24119.0000.41980.0000.000000.0000.00.0000	REFUND OF PRIOR YEAR'S EXPENDITURES	\$0.00	\$0.00	\$0.00	\$0.00	\$0.00	\$0.00	\$0.00	\$0.00	0.00%
24119.0000.44500.0000.000000.0000.00.0000	RESTRICTED GRANTS-IN-AID FROM THE FEDERAL	\$0.00	\$0.00	\$0.00	\$0.00	(\$111,675.98)	\$111,675.98	\$0.00	\$111,675.98	0.00%
Function: REVENUE/BALANCE SHEET - 0000		\$0.00	\$0.00	\$0.00	\$0.00	(\$111,675.98)	\$111,675.98	\$0.00	\$111,675.98	0.00%
Fund: 21ST CENTURY CLC - 24119		\$0.00	\$0.00	\$0.00	\$0.00	(\$111,675.98)	\$111,675.98	\$0.00	\$111,675.98	0.00%
24120.0000.44500.0000.000000.0000.00.0000	RESTRICTED GRANTS-IN-AID FROM THE FEDERAL	\$0.00	\$0.00	\$0.00	\$0.00	\$0.00	\$0.00	\$0.00	\$0.00	0.00%
Function: REVENUE/BALANCE SHEET - 0000		\$0.00	\$0.00	\$0.00	\$0.00	\$0.00	\$0.00	\$0.00	\$0.00	0.00%
Fund: IDEA-B RISK POOL - 24120		\$0.00	\$0.00	\$0.00	\$0.00	\$0.00	\$0.00	\$0.00	\$0.00	0.00%
24124.0000.44500.0000.000000.0000.00.0000	RESTRICTED GRANTS-IN-AID FROM THE FEDERAL	\$0.00	\$0.00	\$0.00	\$0.00	\$0.00	\$0.00	\$0.00	\$0.00	0.00%
Function: REVENUE/BALANCE SHEET - 0000		\$0.00	\$0.00	\$0.00	\$0.00	\$0.00	\$0.00	\$0.00	\$0.00	0.00%
Fund: TITLE 1 1003G - 24124		\$0.00	\$0.00	\$0.00	\$0.00	\$0.00	\$0.00	\$0.00	\$0.00	0.00%
24125.0000.44500.0000.000000.0000.00.0000	RESTRICTED GRANTS-IN-AID FROM THE FEDERAL	\$0.00	\$0.00	\$0.00	\$0.00	\$0.00	\$0.00	\$0.00	\$0.00	0.00%
Function: REVENUE/BALANCE SHEET - 0000		\$0.00	\$0.00	\$0.00	\$0.00	\$0.00	\$0.00	\$0.00	\$0.00	0.00%
Fund: TITLE I FAMILY LITERACY IASA - 24125		\$0.00	\$0.00	\$0.00	\$0.00	\$0.00	\$0.00	\$0.00	\$0.00	0.00%
24126.0000.44500.0000.000000.0000.00.0000	RESTRICTED GRANTS-IN-AID FROM THE FEDERAL	\$0.00	\$0.00	\$0.00	\$0.00	\$0.00	\$0.00	\$0.00	\$0.00	0.00%
Function: REVENUE/BALANCE SHEET - 0000		\$0.00	\$0.00	\$0.00	\$0.00	\$0.00	\$0.00	\$0.00	\$0.00	0.00%
Fund: LEARN & SERVICES (CNCS) - 24126		\$0.00	\$0.00	\$0.00	\$0.00	\$0.00	\$0.00	\$0.00	\$0.00	0.00%
24128.0000.44500.0000.000000.0000.00.0000	RESTRICTED GRANTS-IN-AID FROM THE FEDERAL	\$0.00	\$0.00	\$0.00	\$0.00	\$0.00	\$0.00	\$0.00	\$0.00	0.00%
Function: REVENUE/BALANCE SHEET - 0000		\$0.00	\$0.00	\$0.00	\$0.00	\$0.00	\$0.00	\$0.00	\$0.00	0.00%
Fund: TITLE IV DRUG FREE SCHOOLS & COMM/ED - 24128		\$0.00	\$0.00	\$0.00	\$0.00	\$0.00	\$0.00	\$0.00	\$0.00	0.00%
24133.0000.44500.0000.000000.0000.00.0000	RESTRICTED GRANTS-IN-AID FROM THE FEDERAL	\$0.00	\$0.00	\$0.00	\$0.00	\$0.00	\$0.00	\$0.00	\$0.00	0.00%
Function: REVENUE/BALANCE SHEET - 0000		\$0.00	\$0.00	\$0.00	\$0.00	\$0.00	\$0.00	\$0.00	\$0.00	0.00%
Fund: ENHANCING ED THRU TECH- (E2T2-F) - 24133		\$0.00	\$0.00	\$0.00	\$0.00	\$0.00	\$0.00	\$0.00	\$0.00	0.00%

Gadsden Independent Schools

Revenue Report - All Funds

From Date: 5/1/2017

To Date: 5/31/2017

Fiscal Year: 2016-2017

- Include pre encumbrance Print accounts with zero balance Filter Encumbrance Detail by Date Range
 Exclude inactive accounts with zero balance

Account Number	Description	Budget	Adjustments	GL Budget	Current	YTD	Balance	Encumbrance	Budget Bal	% Rem
24149.0000.41980.0000.000000.0000.00.0000	REFUND OF PRIOR YEAR'S EXPENDITURES	\$0.00	\$0.00	\$0.00	\$0.00	\$0.00	\$0.00	\$0.00	\$0.00	0.00%
24149.0000.44500.0000.000000.0000.00.0000	RESTRICTED GRANTS-IN-AID FROM THE FEDERAL	\$0.00	\$0.00	\$0.00	\$0.00	\$0.00	\$0.00	\$0.00	\$0.00	0.00%
	Function: REVENUE/BALANCE SHEET - 0000	\$0.00	\$0.00	\$0.00	\$0.00	\$0.00	\$0.00	\$0.00	\$0.00	0.00%
	Fund: ENHANCING ED THRU TECH (E2T2-C) - 24149	\$0.00	\$0.00	\$0.00	\$0.00	\$0.00	\$0.00	\$0.00	\$0.00	0.00%
24150.0000.44500.0000.000000.0000.00.0000	RESTRICTED GRANTS-IN-AID FROM THE FEDERAL	\$0.00	\$0.00	\$0.00	\$0.00	\$0.00	\$0.00	\$0.00	\$0.00	0.00%
	Function: REVENUE/BALANCE SHEET - 0000	\$0.00	\$0.00	\$0.00	\$0.00	\$0.00	\$0.00	\$0.00	\$0.00	0.00%
und: TITLE V-PART A INNOVATIVE ED PRO STRATEGIES - 24150		\$0.00	\$0.00	\$0.00	\$0.00	\$0.00	\$0.00	\$0.00	\$0.00	0.00%
24153.0000.41980.0000.000000.0000.00.0000	REFUND OF PRIOR YEAR'S EXPENDITURES	\$0.00	\$0.00	\$0.00	\$0.00	\$0.00	\$0.00	\$0.00	\$0.00	0.00%
24153.0000.44101.0000.000000.0000.00.0000	DIRECT FEDERAL GRANTS	\$0.00	\$0.00	\$0.00	\$0.00	\$0.00	\$0.00	\$0.00	\$0.00	0.00%
24153.0000.44500.0000.000000.0000.00.0000	RESTRICTED GRANTS-IN-AID FROM THE FEDERAL	(\$404,677.00)	(\$91,168.00)	(\$495,845.00)	(\$20,993.78)	(\$886,761.08)	\$390,916.08	\$0.00	\$390,916.08	-78.84%
	Function: REVENUE/BALANCE SHEET - 0000	(\$404,677.00)	(\$91,168.00)	(\$495,845.00)	(\$20,993.78)	(\$886,761.08)	\$390,916.08	\$0.00	\$390,916.08	-78.84%
	Fund: ENGLISH LANGUAGE ACQUISITION - 24153	(\$404,677.00)	(\$91,168.00)	(\$495,845.00)	(\$20,993.78)	(\$886,761.08)	\$390,916.08	\$0.00	\$390,916.08	-78.84%
24154.0000.41980.0000.000000.0000.00.0000	REFUND OF PRIOR YEAR'S EXPENDITURES	\$0.00	\$0.00	\$0.00	\$0.00	\$0.00	\$0.00	\$0.00	\$0.00	0.00%
24154.0000.44500.0000.000000.0000.00.0000	RESTRICTED GRANTS-IN-AID FROM THE FEDERAL	(\$905,971.00)	(\$715,111.00)	(\$1,621,082.00)	(\$30,227.17)	(\$714,906.25)	(\$906,175.75)	\$0.00	(\$906,175.75)	55.90%
	Function: REVENUE/BALANCE SHEET - 0000	(\$905,971.00)	(\$715,111.00)	(\$1,621,082.00)	(\$30,227.17)	(\$714,906.25)	(\$906,175.75)	\$0.00	(\$906,175.75)	55.90%
	Fund: TEACHER/PRINCIPAL TRAINING & RECRUITING - 24154	(\$905,971.00)	(\$715,111.00)	(\$1,621,082.00)	(\$30,227.17)	(\$714,906.25)	(\$906,175.75)	\$0.00	(\$906,175.75)	55.90%
24162.0000.44500.0000.000000.0000.00.0000	RESTRICTED GRANTS-IN-AID FROM THE FEDERAL	\$0.00	\$0.00	\$0.00	\$0.00	\$0.00	\$0.00	\$0.00	\$0.00	0.00%
	Function: REVENUE/BALANCE SHEET - 0000	\$0.00	\$0.00	\$0.00	\$0.00	\$0.00	\$0.00	\$0.00	\$0.00	0.00%
	Fund: TITLE I SCHOOL IMPROVEMENT - 24162	\$0.00	\$0.00	\$0.00	\$0.00	\$0.00	\$0.00	\$0.00	\$0.00	0.00%
24163.0000.41980.0000.000000.0000.00.0000	REFUND OF PRIOR YEAR'S EXPENDITURES	\$0.00	\$0.00	\$0.00	\$0.00	\$0.00	\$0.00	\$0.00	\$0.00	0.00%
24163.0000.44500.0000.000000.0000.00.0000	RESTRICTED GRANTS-IN-AID FROM THE FEDERAL	\$0.00	\$0.00	\$0.00	\$0.00	(\$38,582.32)	\$38,582.32	\$0.00	\$38,582.32	0.00%
	Function: REVENUE/BALANCE SHEET - 0000	\$0.00	\$0.00	\$0.00	\$0.00	(\$38,582.32)	\$38,582.32	\$0.00	\$38,582.32	0.00%
	Fund: IMMIGRANT FUNDING - TITLE III - 24163	\$0.00	\$0.00	\$0.00	\$0.00	(\$38,582.32)	\$38,582.32	\$0.00	\$38,582.32	0.00%
24168.0000.44500.0000.000000.0000.00.0000	RESTRICTED GRANTS-IN-AID FROM THE FEDERAL	\$0.00	\$0.00	\$0.00	\$0.00	\$0.00	\$0.00	\$0.00	\$0.00	0.00%
	Function: REVENUE/BALANCE SHEET - 0000	\$0.00	\$0.00	\$0.00	\$0.00	\$0.00	\$0.00	\$0.00	\$0.00	0.00%
	Fund: CARL D PERKINS TECH PREP - CURRENT - 24168	\$0.00	\$0.00	\$0.00	\$0.00	\$0.00	\$0.00	\$0.00	\$0.00	0.00%
24174.0000.41500.0000.000000.0000.00.0000	INVESTMENT INCOME	\$0.00	\$0.00	\$0.00	\$0.00	\$0.00	\$0.00	\$0.00	\$0.00	0.00%
24174.0000.44500.0000.000000.0000.00.0000	RESTRICTED GRANTS-IN-AID FROM THE FEDERAL	(\$192,845.00)	(\$33,039.00)	(\$225,884.00)	(\$10,223.04)	(\$147,234.55)	(\$78,649.45)	\$0.00	(\$78,649.45)	34.82%
	Function: REVENUE/BALANCE SHEET - 0000	(\$192,845.00)	(\$33,039.00)	(\$225,884.00)	(\$10,223.04)	(\$147,234.55)	(\$78,649.45)	\$0.00	(\$78,649.45)	34.82%
	Fund: CARL D PERKINS SECONDARY - CURRENT - 24174	(\$192,845.00)	(\$33,039.00)	(\$225,884.00)	(\$10,223.04)	(\$147,234.55)	(\$78,649.45)	\$0.00	(\$78,649.45)	34.82%

Gadsden Independent Schools

Revenue Report - All Funds

From Date: 5/1/2017

To Date: 5/31/2017

Fiscal Year: 2016-2017

Include pre encumbrance

Print accounts with zero balance

Filter Encumbrance Detail by Date Range

Exclude inactive accounts with zero balance

Account Number	Description	Budget	Adjustments	GL Budget	Current	YTD	Balance	Encumbrance	Budget Bal	% Rem
24175.0000.44500.0000.0000000.0000.00.0000	RESTRICTED GRANTS-IN-AID FROM THE FEDERAL	\$0.00	\$0.00	\$0.00	\$0.00	\$0.00	\$0.00	\$0.00	\$0.00	0.00%
	Function: REVENUE/BALANCE SHEET - 0000	\$0.00	\$0.00	\$0.00	\$0.00	\$0.00	\$0.00	\$0.00	\$0.00	0.00%
ARL D PERKINS SECONDARY - PY UNLIQ. OBLIGATIONS - 24175		\$0.00	\$0.00	\$0.00	\$0.00	\$0.00	\$0.00	\$0.00	\$0.00	0.00%
24176.0000.41980.0000.0000000.0000.00.0000	REFUND OF PRIOR YEAR'S EXPENDITURES	\$0.00	\$0.00	\$0.00	\$0.00	\$0.00	\$0.00	\$0.00	\$0.00	0.00%
24176.0000.44500.0000.0000000.0000.00.0000	RESTRICTED GRANTS-IN-AID FROM THE FEDERAL	\$0.00	(\$36,691.00)	(\$36,691.00)	\$0.00	(\$39,214.82)	\$2,523.82	\$0.00	\$2,523.82	-6.88%
	Function: REVENUE/BALANCE SHEET - 0000	\$0.00	(\$36,691.00)	(\$36,691.00)	\$0.00	(\$39,214.82)	\$2,523.82	\$0.00	\$2,523.82	-6.88%
	Fund: CARL PERKINS REDISTRIBUTION - 24176	\$0.00	(\$36,691.00)	(\$36,691.00)	\$0.00	(\$39,214.82)	\$2,523.82	\$0.00	\$2,523.82	-6.88%
24180.0000.41980.0000.0000000.0000.00.0000	REFUND OF PRIOR YEAR'S EXPENDITURES	\$0.00	\$0.00	\$0.00	\$0.00	\$0.00	\$0.00	\$0.00	\$0.00	0.00%
24180.0000.44500.0000.0000000.0000.00.0000	RESTRICTED GRANTS-IN-AID FROM THE FEDERAL	\$0.00	\$0.00	\$0.00	\$0.00	\$0.00	\$0.00	\$0.00	\$0.00	0.00%
	Function: REVENUE/BALANCE SHEET - 0000	\$0.00	\$0.00	\$0.00	\$0.00	\$0.00	\$0.00	\$0.00	\$0.00	0.00%
	Fund: HIGH SCHOOLS THAT WORK - 24180	\$0.00	\$0.00	\$0.00	\$0.00	\$0.00	\$0.00	\$0.00	\$0.00	0.00%
24181.0000.44500.0000.0000000.0000.00.0000	RESTRICTED GRANTS-IN-AID FROM THE FEDERAL	\$0.00	\$0.00	\$0.00	\$0.00	\$0.00	\$0.00	\$0.00	\$0.00	0.00%
	Function: REVENUE/BALANCE SHEET - 0000	\$0.00	\$0.00	\$0.00	\$0.00	\$0.00	\$0.00	\$0.00	\$0.00	0.00%
H SCHOOLS THAT WORK UNLIQUIDATED OBLIGATIONS - 24181		\$0.00	\$0.00	\$0.00	\$0.00	\$0.00	\$0.00	\$0.00	\$0.00	0.00%
24182.0000.44500.0000.0000000.0000.00.0000	RESTRICTED GRANTS-IN-AID FROM THE FEDERAL	\$0.00	\$0.00	\$0.00	\$0.00	\$0.00	\$0.00	\$0.00	\$0.00	0.00%
	Function: REVENUE/BALANCE SHEET - 0000	\$0.00	\$0.00	\$0.00	\$0.00	\$0.00	\$0.00	\$0.00	\$0.00	0.00%
	Fund: CARL PERKINS HSTW REDISTRIBUTION 09-10 - 24182	\$0.00	\$0.00	\$0.00	\$0.00	\$0.00	\$0.00	\$0.00	\$0.00	0.00%
24187.0000.41980.0000.0000000.0000.00.0000	REFUND OF PRIOR YEAR'S EXPENDITURES	\$0.00	\$0.00	\$0.00	\$0.00	\$0.00	\$0.00	\$0.00	\$0.00	0.00%
24187.0000.44500.0000.0000000.0000.00.0000	RESTRICTED GRANTS-IN-AID FROM THE FEDERAL	\$0.00	\$0.00	\$0.00	\$0.00	\$0.00	\$0.00	\$0.00	\$0.00	0.00%
	Function: REVENUE/BALANCE SHEET - 0000	\$0.00	\$0.00	\$0.00	\$0.00	\$0.00	\$0.00	\$0.00	\$0.00	0.00%
	Fund: MIGRANT REGIONAL RECRUITING - 24187	\$0.00	\$0.00	\$0.00	\$0.00	\$0.00	\$0.00	\$0.00	\$0.00	0.00%
24201.0000.41980.0000.0000000.0000.00.0000	REFUND OF PRIOR YEAR'S EXPENDITURES	\$0.00	\$0.00	\$0.00	\$0.00	\$0.00	\$0.00	\$0.00	\$0.00	0.00%
24201.0000.44500.0000.0000000.0000.00.0000	RESTRICTED GRANTS-IN-AID FROM THE FEDERAL	\$0.00	\$0.00	\$0.00	\$0.00	\$0.00	\$0.00	\$0.00	\$0.00	0.00%
	Function: REVENUE/BALANCE SHEET - 0000	\$0.00	\$0.00	\$0.00	\$0.00	\$0.00	\$0.00	\$0.00	\$0.00	0.00%
	Fund: TITLE I STIMULUS - 24201	\$0.00	\$0.00	\$0.00	\$0.00	\$0.00	\$0.00	\$0.00	\$0.00	0.00%
24206.0000.44500.0000.0000000.0000.00.0000	RESTRICTED GRANTS-IN-AID FROM THE FEDERAL	\$0.00	\$0.00	\$0.00	\$0.00	\$0.00	\$0.00	\$0.00	\$0.00	0.00%
	Function: REVENUE/BALANCE SHEET - 0000	\$0.00	\$0.00	\$0.00	\$0.00	\$0.00	\$0.00	\$0.00	\$0.00	0.00%
	Fund: IDEA B STIMULUS - 24206	\$0.00	\$0.00	\$0.00	\$0.00	\$0.00	\$0.00	\$0.00	\$0.00	0.00%
24209.0000.44500.0000.0000000.0000.00.0000	RESTRICTED GRANTS-IN-AID FROM THE FEDERAL	\$0.00	\$0.00	\$0.00	\$0.00	\$0.00	\$0.00	\$0.00	\$0.00	0.00%

Gadsden Independent Schools

Revenue Report - All Funds

From Date: 5/1/2017

To Date: 5/31/2017

Fiscal Year: 2016-2017

- Include pre encumbrance Print accounts with zero balance Filter Encumbrance Detail by Date Range
 Exclude inactive accounts with zero balance

Account Number	Description	Budget	Adjustments	GL Budget	Current	YTD	Balance	Encumbrance	Budget Bal	% Rem
Function: REVENUE/BALANCE SHEET - 0000		\$0.00	\$0.00	\$0.00	\$0.00	\$0.00	\$0.00	\$0.00	\$0.00	0.00%
Fund: PRESCHOOL STIMULUS - 24209		\$0.00	\$0.00	\$0.00	\$0.00	\$0.00	\$0.00	\$0.00	\$0.00	0.00%
24212.0000.44500.0000.000000.0000.00.0000	RESTRICTED GRANTS-IN-AID FROM THE FEDERAL	\$0.00	\$0.00	\$0.00	\$0.00	\$0.00	\$0.00	\$0.00	\$0.00	0.00%
Function: REVENUE/BALANCE SHEET - 0000		\$0.00	\$0.00	\$0.00	\$0.00	\$0.00	\$0.00	\$0.00	\$0.00	0.00%
Fund: EARLY INTERVENING SERVICES-IDEA B STIMULUS - 24212		\$0.00	\$0.00	\$0.00	\$0.00	\$0.00	\$0.00	\$0.00	\$0.00	0.00%
24213.0000.41980.0000.000000.0000.00.0000	REFUND OF PRIOR YEAR'S EXPENDITURES	\$0.00	\$0.00	\$0.00	\$0.00	\$0.00	\$0.00	\$0.00	\$0.00	0.00%
24213.0000.44500.0000.000000.0000.00.0000	RESTRICTED GRANTS-IN-AID FROM THE FEDERAL	\$0.00	\$0.00	\$0.00	\$0.00	\$0.00	\$0.00	\$0.00	\$0.00	0.00%
Function: REVENUE/BALANCE SHEET - 0000		\$0.00	\$0.00	\$0.00	\$0.00	\$0.00	\$0.00	\$0.00	\$0.00	0.00%
Fund: HOMELESS STIMULUS - 24213		\$0.00	\$0.00	\$0.00	\$0.00	\$0.00	\$0.00	\$0.00	\$0.00	0.00%
24294.0000.44500.0000.000000.0000.00.0000	RESTRICTED GRANTS-IN-AID FROM THE FEDERAL	\$0.00	\$0.00	\$0.00	\$0.00	\$0.00	\$0.00	\$0.00	\$0.00	0.00%
Function: REVENUE/BALANCE SHEET - 0000		\$0.00	\$0.00	\$0.00	\$0.00	\$0.00	\$0.00	\$0.00	\$0.00	0.00%
Fund: GADSDEN ISD STEM PROGRAM - 24294		\$0.00	\$0.00	\$0.00	\$0.00	\$0.00	\$0.00	\$0.00	\$0.00	0.00%
25149.0000.44301.0000.000000.0000.00.0000	OTHER RESTRICTED GRANTS - FEDERAL DIRECT	\$0.00	\$0.00	\$0.00	\$0.00	\$0.00	\$0.00	\$0.00	\$0.00	0.00%
Function: REVENUE/BALANCE SHEET - 0000		\$0.00	\$0.00	\$0.00	\$0.00	\$0.00	\$0.00	\$0.00	\$0.00	0.00%
Fund: GRADS CHILD CARE CYFD - 25149		\$0.00	\$0.00	\$0.00	\$0.00	\$0.00	\$0.00	\$0.00	\$0.00	0.00%
25153.0000.41980.0000.000000.0000.00.0000	REFUND OF PRIOR YEAR'S EXPENDITURES	\$0.00	\$0.00	\$0.00	\$0.00	\$0.00	\$0.00	\$0.00	\$0.00	0.00%
25153.0000.44101.0000.000000.0000.00.0000	DIRECT FEDERAL GRANTS	\$0.00	\$0.00	\$0.00	\$0.00	\$0.00	\$0.00	\$0.00	\$0.00	0.00%
25153.0000.44301.0000.000000.0000.00.0000	OTHER RESTRICTED GRANTS - FEDERAL DIRECT	(\$700,000.00)	\$0.00	(\$700,000.00)	(\$241,968.25)	(\$2,022,618.72)	\$1,322,618.72	\$0.00	\$1,322,618.72	-188.95%
Function: REVENUE/BALANCE SHEET - 0000		(\$700,000.00)	\$0.00	(\$700,000.00)	(\$241,968.25)	(\$2,022,618.72)	\$1,322,618.72	\$0.00	\$1,322,618.72	-188.95%
Fund: TITLE XIX MEDICAID 3/21 YEARS - 25153		(\$700,000.00)	\$0.00	(\$700,000.00)	(\$241,968.25)	(\$2,022,618.72)	\$1,322,618.72	\$0.00	\$1,322,618.72	-188.95%
25158.0000.44101.0000.000000.0000.00.0000	DIRECT FEDERAL GRANTS	\$0.00	\$0.00	\$0.00	\$0.00	\$0.00	\$0.00	\$0.00	\$0.00	0.00%
25158.0000.44301.0000.000000.0000.00.0000	OTHER RESTRICTED GRANTS - FEDERAL DIRECT	\$0.00	\$0.00	\$0.00	\$0.00	\$0.00	\$0.00	\$0.00	\$0.00	0.00%
Function: REVENUE/BALANCE SHEET - 0000		\$0.00	\$0.00	\$0.00	\$0.00	\$0.00	\$0.00	\$0.00	\$0.00	0.00%
Fund: CAREER ACCESS PROGRAM NSF - 25158		\$0.00	\$0.00	\$0.00	\$0.00	\$0.00	\$0.00	\$0.00	\$0.00	0.00%
25162.0000.44101.0000.000000.0000.00.0000	DIRECT FEDERAL GRANTS	\$0.00	\$0.00	\$0.00	\$0.00	\$0.00	\$0.00	\$0.00	\$0.00	0.00%
25162.0000.44301.0000.000000.0000.00.0000	OTHER RESTRICTED GRANTS - FEDERAL DIRECT	\$0.00	\$0.00	\$0.00	\$0.00	\$0.00	\$0.00	\$0.00	\$0.00	0.00%
Function: REVENUE/BALANCE SHEET - 0000		\$0.00	\$0.00	\$0.00	\$0.00	\$0.00	\$0.00	\$0.00	\$0.00	0.00%
Fund: TANF/GRADS HSD - 25162		\$0.00	\$0.00	\$0.00	\$0.00	\$0.00	\$0.00	\$0.00	\$0.00	0.00%
25249.0000.44301.0000.000000.0000.00.0000	OTHER RESTRICTED GRANTS - FEDERAL DIRECT	\$0.00	\$0.00	\$0.00	\$0.00	\$0.00	\$0.00	\$0.00	\$0.00	0.00%

Gadsden Independent Schools

Revenue Report - All Funds

From Date: 5/1/2017

To Date: 5/31/2017

Fiscal Year: 2016-2017

Include pre encumbrance

Print accounts with zero balance

Filter Encumbrance Detail by Date Range

Exclude inactive accounts with zero balance

Account Number	Description	Budget	Adjustments	GL Budget	Current	YTD	Balance	Encumbrance	Budget Bal	% Rem
	Function: REVENUE/BALANCE SHEET - 0000	\$0.00	\$0.00	\$0.00	\$0.00	\$0.00	\$0.00	\$0.00	\$0.00	0.00%
und:	EMERGENCY MANAGEMENT FOR SCHOOL GRANT - 25249	\$0.00	\$0.00	\$0.00	\$0.00	\$0.00	\$0.00	\$0.00	\$0.00	0.00%
25250.0000.43120.0000.000000.0000.00.0000	CHARTER SCHOOL ADMIN REVENUE	\$0.00	\$0.00	\$0.00	\$0.00	\$0.00	\$0.00	\$0.00	\$0.00	0.00%
25250.0000.44301.0000.000000.0000.00.0000	OTHER RESTRICTED GRANTS - FEDERAL DIRECT	\$0.00	\$0.00	\$0.00	\$0.00	\$0.00	\$0.00	\$0.00	\$0.00	0.00%
	Function: REVENUE/BALANCE SHEET - 0000	\$0.00	\$0.00	\$0.00	\$0.00	\$0.00	\$0.00	\$0.00	\$0.00	0.00%
	Fund: SEG-FEDERAL STIMULUS - 25250	\$0.00	\$0.00	\$0.00	\$0.00	\$0.00	\$0.00	\$0.00	\$0.00	0.00%
25255.0000.44301.0000.000000.0000.00.0000	OTHER RESTRICTED GRANTS - FEDERAL DIRECT	\$0.00	\$0.00	\$0.00	\$0.00	\$0.00	\$0.00	\$0.00	\$0.00	0.00%
	Function: REVENUE/BALANCE SHEET - 0000	\$0.00	\$0.00	\$0.00	\$0.00	\$0.00	\$0.00	\$0.00	\$0.00	0.00%
	Fund: EDUCATION JOBS FUND - 25255	\$0.00	\$0.00	\$0.00	\$0.00	\$0.00	\$0.00	\$0.00	\$0.00	0.00%
26103.0000.41921.0000.000000.0000.00.0000	INSTRUCTIONAL - CATEGORICAL	\$0.00	\$0.00	\$0.00	\$0.00	\$0.00	\$0.00	\$0.00	\$0.00	0.00%
	Function: REVENUE/BALANCE SHEET - 0000	\$0.00	\$0.00	\$0.00	\$0.00	\$0.00	\$0.00	\$0.00	\$0.00	0.00%
	Fund: ENLACE-UNM - 26103	\$0.00	\$0.00	\$0.00	\$0.00	\$0.00	\$0.00	\$0.00	\$0.00	0.00%
26121.0000.41922.0000.000000.0000.00.0000	INSTRUCTIONAL SUPPORT - CATEGORICAL	\$0.00	\$0.00	\$0.00	\$0.00	\$0.00	\$0.00	\$0.00	\$0.00	0.00%
	Function: REVENUE/BALANCE SHEET - 0000	\$0.00	\$0.00	\$0.00	\$0.00	\$0.00	\$0.00	\$0.00	\$0.00	0.00%
	Fund: KELLOGG FUND/KELLOGG FOUNDATION - 26121	\$0.00	\$0.00	\$0.00	\$0.00	\$0.00	\$0.00	\$0.00	\$0.00	0.00%
26123.0000.41921.0000.000000.0000.00.0000	INSTRUCTIONAL - CATEGORICAL	\$0.00	\$0.00	\$0.00	\$0.00	\$0.00	\$0.00	\$0.00	\$0.00	0.00%
	Function: REVENUE/BALANCE SHEET - 0000	\$0.00	\$0.00	\$0.00	\$0.00	\$0.00	\$0.00	\$0.00	\$0.00	0.00%
	Fund: PNM FOUNDATION INC - 26123	\$0.00	\$0.00	\$0.00	\$0.00	\$0.00	\$0.00	\$0.00	\$0.00	0.00%
26125.0000.41922.0000.000000.0000.00.0000	INSTRUCTIONAL SUPPORT - CATEGORICAL	\$0.00	\$0.00	\$0.00	\$0.00	\$0.00	\$0.00	\$0.00	\$0.00	0.00%
	Function: REVENUE/BALANCE SHEET - 0000	\$0.00	\$0.00	\$0.00	\$0.00	\$0.00	\$0.00	\$0.00	\$0.00	0.00%
	Fund: WALLACE FOUNDATION - 26125	\$0.00	\$0.00	\$0.00	\$0.00	\$0.00	\$0.00	\$0.00	\$0.00	0.00%
26143.0000.41921.0000.000000.0000.00.0000	INSTRUCTIONAL - CATEGORICAL	\$0.00	\$0.00	\$0.00	\$0.00	\$0.00	\$0.00	\$0.00	\$0.00	0.00%
26143.0000.41980.0000.000000.0000.00.0000	REFUND OF PRIOR YEAR'S EXPENDITURES	\$0.00	\$0.00	\$0.00	\$0.00	\$0.00	\$0.00	\$0.00	\$0.00	0.00%
	Function: REVENUE/BALANCE SHEET - 0000	\$0.00	\$0.00	\$0.00	\$0.00	\$0.00	\$0.00	\$0.00	\$0.00	0.00%
	Fund: SAVE THE CHILDREN - 26143	\$0.00	\$0.00	\$0.00	\$0.00	\$0.00	\$0.00	\$0.00	\$0.00	0.00%
26153.0000.41920.0000.000000.0000.00.0000	CONTRIBUTIONS AND DONATIONS FROM PRIVATE	\$0.00	\$0.00	\$0.00	\$0.00	\$0.00	\$0.00	\$0.00	\$0.00	0.00%
26153.0000.41921.0000.000000.0000.00.0000	INSTRUCTIONAL - CATEGORICAL	\$0.00	\$0.00	\$0.00	\$0.00	\$0.00	\$0.00	\$0.00	\$0.00	0.00%
	Function: REVENUE/BALANCE SHEET - 0000	\$0.00	\$0.00	\$0.00	\$0.00	\$0.00	\$0.00	\$0.00	\$0.00	0.00%
	Fund: PASO DEL NORTE HEALTH FOUNDATION - 26153	\$0.00	\$0.00	\$0.00	\$0.00	\$0.00	\$0.00	\$0.00	\$0.00	0.00%

Gadsden Independent Schools

Revenue Report - All Funds

From Date: 5/1/2017

To Date: 5/31/2017

Fiscal Year: 2016-2017

- Include pre encumbrance Print accounts with zero balance Filter Encumbrance Detail by Date Range
 Exclude inactive accounts with zero balance

Account Number	Description	Budget	Adjustments	GL Budget	Current	YTD	Balance	Encumbrance	Budget Bal	% Rem
26155.0000.41920.0000.000000.0000.00.0000	CONTRIBUTIONS AND DONATIONS FROM PRIVATE	\$0.00	\$0.00	\$0.00	\$0.00	\$0.00	\$0.00	\$0.00	\$0.00	0.00%
	Function: REVENUE/BALANCE SHEET - 0000	\$0.00	\$0.00	\$0.00	\$0.00	\$0.00	\$0.00	\$0.00	\$0.00	0.00%
	Fund: CENTER FOR SERVICES LEARNING OPP IN ED - 26155	\$0.00	\$0.00	\$0.00	\$0.00	\$0.00	\$0.00	\$0.00	\$0.00	0.00%
26167.0000.41921.0000.000000.0000.00.0000	INSTRUCTIONAL - CATEGORICAL	\$0.00	\$0.00	\$0.00	\$0.00	\$0.00	\$0.00	\$0.00	\$0.00	0.00%
	Function: REVENUE/BALANCE SHEET - 0000	\$0.00	\$0.00	\$0.00	\$0.00	\$0.00	\$0.00	\$0.00	\$0.00	0.00%
	Fund: TOYOTA TAPESTRY - 26167	\$0.00	\$0.00	\$0.00	\$0.00	\$0.00	\$0.00	\$0.00	\$0.00	0.00%
26170.0000.41921.0000.000000.0000.00.0000	INSTRUCTIONAL - CATEGORICAL	\$0.00	\$0.00	\$0.00	\$0.00	\$0.00	\$0.00	\$0.00	\$0.00	0.00%
	Function: REVENUE/BALANCE SHEET - 0000	\$0.00	\$0.00	\$0.00	\$0.00	\$0.00	\$0.00	\$0.00	\$0.00	0.00%
	Fund: MICROSOFT SETTLEMENT FUNDS - 26170	\$0.00	\$0.00	\$0.00	\$0.00	\$0.00	\$0.00	\$0.00	\$0.00	0.00%
26175.0000.41921.0000.000000.0000.00.0000	INSTRUCTIONAL - CATEGORICAL	\$0.00	\$0.00	\$0.00	\$0.00	\$0.00	\$0.00	\$0.00	\$0.00	0.00%
	Function: REVENUE/BALANCE SHEET - 0000	\$0.00	\$0.00	\$0.00	\$0.00	\$0.00	\$0.00	\$0.00	\$0.00	0.00%
	Fund: QWEST FOUNDATION HOMEWORK HOTLINE - 26175	\$0.00	\$0.00	\$0.00	\$0.00	\$0.00	\$0.00	\$0.00	\$0.00	0.00%
26176.0000.41921.0000.000000.0000.00.0000	INSTRUCTIONAL - CATEGORICAL	\$0.00	\$0.00	\$0.00	\$0.00	\$0.00	\$0.00	\$0.00	\$0.00	0.00%
	Function: REVENUE/BALANCE SHEET - 0000	\$0.00	\$0.00	\$0.00	\$0.00	\$0.00	\$0.00	\$0.00	\$0.00	0.00%
	Fund: NM COMMUNITY FOUNDATION GRANT - 26176	\$0.00	\$0.00	\$0.00	\$0.00	\$0.00	\$0.00	\$0.00	\$0.00	0.00%
26179.0000.41921.0000.000000.0000.00.0000	INSTRUCTIONAL - CATEGORICAL	\$0.00	\$0.00	\$0.00	\$0.00	\$0.00	\$0.00	\$0.00	\$0.00	0.00%
	Function: REVENUE/BALANCE SHEET - 0000	\$0.00	\$0.00	\$0.00	\$0.00	\$0.00	\$0.00	\$0.00	\$0.00	0.00%
	Fund: A+ FOR ENERGY GRANT - 26179	\$0.00	\$0.00	\$0.00	\$0.00	\$0.00	\$0.00	\$0.00	\$0.00	0.00%
26204.0000.41921.0000.000000.0000.00.0000	INSTRUCTIONAL - CATEGORICAL	\$0.00	\$0.00	\$0.00	\$0.00	(\$715,153.49)	\$715,153.49	\$0.00	\$715,153.49	0.00%
26204.0000.41980.0000.000000.0000.00.0000	REFUND OF PRIOR YEAR'S EXPENDITURES	\$0.00	\$0.00	\$0.00	\$0.00	(\$228.50)	\$228.50	\$0.00	\$228.50	0.00%
	Function: REVENUE/BALANCE SHEET - 0000	\$0.00	\$0.00	\$0.00	\$0.00	(\$715,381.99)	\$715,381.99	\$0.00	\$715,381.99	0.00%
	Fund: SPACEPORT GRT GRANT - 26204	\$0.00	\$0.00	\$0.00	\$0.00	(\$715,381.99)	\$715,381.99	\$0.00	\$715,381.99	0.00%
26215.0000.41921.0000.000000.0000.00.0000	INSTRUCTIONAL - CATEGORICAL	\$0.00	\$0.00	\$0.00	\$0.00	\$0.00	\$0.00	\$0.00	\$0.00	0.00%
	Function: REVENUE/BALANCE SHEET - 0000	\$0.00	\$0.00	\$0.00	\$0.00	\$0.00	\$0.00	\$0.00	\$0.00	0.00%
	Fund: THE BRIDGE OF SOUTHERN NEW MEXICO - 26215	\$0.00	\$0.00	\$0.00	\$0.00	\$0.00	\$0.00	\$0.00	\$0.00	0.00%
27102.0000.43202.0000.000000.0000.00.0000	RESTRICTED GRANTS - STATE SOURCES	\$0.00	\$0.00	\$0.00	\$0.00	\$0.00	\$0.00	\$0.00	\$0.00	0.00%
	Function: REVENUE/BALANCE SHEET - 0000	\$0.00	\$0.00	\$0.00	\$0.00	\$0.00	\$0.00	\$0.00	\$0.00	0.00%
	Fund: NEW SCHOOL DEVELOPMENT - 27102	\$0.00	\$0.00	\$0.00	\$0.00	\$0.00	\$0.00	\$0.00	\$0.00	0.00%

Gadsden Independent Schools

Revenue Report - All Funds

From Date: 5/1/2017

To Date: 5/31/2017

Fiscal Year: 2016-2017

Include pre encumbrance

Print accounts with zero balance

Filter Encumbrance Detail by Date Range

Exclude inactive accounts with zero balance

Account Number	Description	Budget	Adjustments	GL Budget	Current	YTD	Balance	Encumbrance	Budget Bal	% Rem
27103.0000.43202.0000.000000.0000.00.0000	RESTRICTED GRANTS - STATE SOURCES	\$0.00	(\$32,402.00)	(\$32,402.00)	\$0.00	(\$32,402.00)	\$0.00	\$0.00	\$0.00	0.00%
	Function: REVENUE/BALANCE SHEET - 0000	\$0.00	(\$32,402.00)	(\$32,402.00)	\$0.00	(\$32,402.00)	\$0.00	\$0.00	\$0.00	0.00%
	Fund: 2009 DUAL CREDIT INSTRUCTIONAL MATERIALS - 27103	\$0.00	(\$32,402.00)	(\$32,402.00)	\$0.00	(\$32,402.00)	\$0.00	\$0.00	\$0.00	0.00%
27105.0000.43202.0000.000000.0000.00.0000	RESTRICTED GRANTS - STATE SOURCES	\$0.00	\$0.00	\$0.00	\$0.00	\$0.00	\$0.00	\$0.00	\$0.00	0.00%
	Function: REVENUE/BALANCE SHEET - 0000	\$0.00	\$0.00	\$0.00	\$0.00	\$0.00	\$0.00	\$0.00	\$0.00	0.00%
	Fund: GO BONDS-STUDENT LIBRARY FUND - 27105	\$0.00	\$0.00	\$0.00	\$0.00	\$0.00	\$0.00	\$0.00	\$0.00	0.00%
27106.0000.43202.0000.000000.0000.00.0000	RESTRICTED GRANTS - STATE SOURCES	\$0.00	\$0.00	\$0.00	\$0.00	\$0.00	\$0.00	\$0.00	\$0.00	0.00%
	Function: REVENUE/BALANCE SHEET - 0000	\$0.00	\$0.00	\$0.00	\$0.00	\$0.00	\$0.00	\$0.00	\$0.00	0.00%
	Fund: GO BONDS STUDENT LIBRARY FUND SB-1 - 27106	\$0.00	\$0.00	\$0.00	\$0.00	\$0.00	\$0.00	\$0.00	\$0.00	0.00%
27107.0000.43202.0000.000000.0000.00.0000	RESTRICTED GRANTS - STATE SOURCES	\$0.00	\$0.00	\$0.00	\$0.00	\$0.00	\$0.00	\$0.00	\$0.00	0.00%
	Function: REVENUE/BALANCE SHEET - 0000	\$0.00	\$0.00	\$0.00	\$0.00	\$0.00	\$0.00	\$0.00	\$0.00	0.00%
	Fund: GO BONDS STUDENT LIBRARY FUND SB-1 - 27106	\$0.00	\$0.00	\$0.00	\$0.00	\$0.00	\$0.00	\$0.00	\$0.00	0.00%
27107.0000.43204.0000.000000.0000.00.0000	RESTRICTED GRANTS-STATE PY BALANCES	(\$102,325.00)	\$0.00	(\$102,325.00)	(\$18,693.90)	(\$63,695.76)	(\$38,629.24)	\$0.00	(\$38,629.24)	37.75%
	Function: REVENUE/BALANCE SHEET - 0000	(\$102,325.00)	\$0.00	(\$102,325.00)	(\$18,693.90)	(\$63,695.76)	(\$38,629.24)	\$0.00	(\$38,629.24)	37.75%
	Fund: 2012 GO BOND STUDENT LIBRARY - 27107	(\$102,325.00)	\$0.00	(\$102,325.00)	(\$18,693.90)	(\$63,695.76)	(\$38,629.24)	\$0.00	(\$38,629.24)	37.75%
27108.0000.43202.0000.000000.0000.00.0000	RESTRICTED GRANTS - STATE SOURCES	\$0.00	\$0.00	\$0.00	\$0.00	\$0.00	\$0.00	\$0.00	\$0.00	0.00%
	Function: REVENUE/BALANCE SHEET - 0000	\$0.00	\$0.00	\$0.00	\$0.00	\$0.00	\$0.00	\$0.00	\$0.00	0.00%
	Fund: PARCC READINESS - 27108	\$0.00	\$0.00	\$0.00	\$0.00	\$0.00	\$0.00	\$0.00	\$0.00	0.00%
27114.0000.43202.0000.000000.0000.00.0000	RESTRICTED GRANTS - STATE SOURCES	\$0.00	(\$153,750.00)	(\$153,750.00)	(\$11,409.00)	(\$29,126.82)	(\$124,623.18)	\$0.00	(\$124,623.18)	81.06%
	Function: REVENUE/BALANCE SHEET - 0000	\$0.00	(\$153,750.00)	(\$153,750.00)	(\$11,409.00)	(\$29,126.82)	(\$124,623.18)	\$0.00	(\$124,623.18)	81.06%
	Fund: NM READS TO LEAD! K-3 INITIATIVE - 27114	\$0.00	(\$153,750.00)	(\$153,750.00)	(\$11,409.00)	(\$29,126.82)	(\$124,623.18)	\$0.00	(\$124,623.18)	81.06%
27117.0000.43202.0000.000000.0000.00.0000	RESTRICTED GRANTS - STATE SOURCES	\$0.00	\$0.00	\$0.00	\$0.00	\$0.00	\$0.00	\$0.00	\$0.00	0.00%
	Function: REVENUE/BALANCE SHEET - 0000	\$0.00	\$0.00	\$0.00	\$0.00	\$0.00	\$0.00	\$0.00	\$0.00	0.00%
	Fund: TECHNOLOGY FOR EDUCATION PED - 27117	\$0.00	\$0.00	\$0.00	\$0.00	\$0.00	\$0.00	\$0.00	\$0.00	0.00%
27122.0000.41980.0000.000000.0000.00.0000	REFUND OF PRIOR YEAR'S EXPENDITURES	\$0.00	\$0.00	\$0.00	\$0.00	\$0.00	\$0.00	\$0.00	\$0.00	0.00%
	Function: REVENUE/BALANCE SHEET - 0000	\$0.00	\$0.00	\$0.00	\$0.00	\$0.00	\$0.00	\$0.00	\$0.00	0.00%
	Fund: TEACHER/SCHOOL LEADER STIPEND - 27122	\$0.00	\$0.00	\$0.00	\$0.00	\$0.00	\$0.00	\$0.00	\$0.00	0.00%
27129.0000.43202.0000.000000.0000.00.0000	RESTRICTED GRANTS - STATE SOURCES	\$0.00	\$0.00	\$0.00	\$0.00	\$0.00	\$0.00	\$0.00	\$0.00	0.00%
	Function: REVENUE/BALANCE SHEET - 0000	\$0.00	\$0.00	\$0.00	\$0.00	\$0.00	\$0.00	\$0.00	\$0.00	0.00%

Gadsden Independent Schools

Revenue Report - All Funds

From Date: 5/1/2017

To Date: 5/31/2017

Fiscal Year: 2016-2017

- Include pre encumbrance Print accounts with zero balance Filter Encumbrance Detail by Date Range
 Exclude inactive accounts with zero balance

Account Number	Description	Budget	Adjustments	GL Budget	Current	YTD	Balance	Encumbrance	Budget Bal	% Rem
Fund: ADVANCED PLACEMENT PROGRAM - 27129		\$0.00	\$0.00	\$0.00	\$0.00	\$0.00	\$0.00	\$0.00	\$0.00	0.00%
27138.0000.43202.0000.000000.0000.00.0000	RESTRICTED GRANTS - STATE SOURCES	\$0.00	\$0.00	\$0.00	\$0.00	\$0.00	\$0.00	\$0.00	\$0.00	0.00%
Function: REVENUE/BALANCE SHEET - 0000		\$0.00	\$0.00	\$0.00	\$0.00	\$0.00	\$0.00	\$0.00	\$0.00	0.00%
Fund: INCENTIVES FOR SCHOOL IMPR ACT PED - 27138		\$0.00	\$0.00	\$0.00	\$0.00	\$0.00	\$0.00	\$0.00	\$0.00	0.00%
27139.0000.43202.0000.000000.0000.00.0000	RESTRICTED GRANTS - STATE SOURCES	\$0.00	\$0.00	\$0.00	\$0.00	\$0.00	\$0.00	\$0.00	\$0.00	0.00%
Function: REVENUE/BALANCE SHEET - 0000		\$0.00	\$0.00	\$0.00	\$0.00	\$0.00	\$0.00	\$0.00	\$0.00	0.00%
Fund: TRUANCY CYFD - 27139		\$0.00	\$0.00	\$0.00	\$0.00	\$0.00	\$0.00	\$0.00	\$0.00	0.00%
27140.0000.43202.0000.000000.0000.00.0000	RESTRICTED GRANTS - STATE SOURCES	\$0.00	\$0.00	\$0.00	\$0.00	\$0.00	\$0.00	\$0.00	\$0.00	0.00%
Function: REVENUE/BALANCE SHEET - 0000		\$0.00	\$0.00	\$0.00	\$0.00	\$0.00	\$0.00	\$0.00	\$0.00	0.00%
Fund: FAMILY & YOUTH RESOURCE PRO PED - 27140		\$0.00	\$0.00	\$0.00	\$0.00	\$0.00	\$0.00	\$0.00	\$0.00	0.00%
27141.0000.43202.0000.000000.0000.00.0000	RESTRICTED GRANTS - STATE SOURCES	\$0.00	\$0.00	\$0.00	\$0.00	\$0.00	\$0.00	\$0.00	\$0.00	0.00%
Function: REVENUE/BALANCE SHEET - 0000		\$0.00	\$0.00	\$0.00	\$0.00	\$0.00	\$0.00	\$0.00	\$0.00	0.00%
Fund: TRUANCY INITIATIVE PED - 27141		\$0.00	\$0.00	\$0.00	\$0.00	\$0.00	\$0.00	\$0.00	\$0.00	0.00%
27142.0000.43102.0000.000000.0000.00.0000	SDE STATE FLOWTHROUGH GRANTS	\$0.00	\$0.00	\$0.00	\$0.00	\$0.00	\$0.00	\$0.00	\$0.00	0.00%
Function: REVENUE/BALANCE SHEET - 0000		\$0.00	\$0.00	\$0.00	\$0.00	\$0.00	\$0.00	\$0.00	\$0.00	0.00%
Fund: LEGIS APPRO - LAWS OF NM 2004 - 27142		\$0.00	\$0.00	\$0.00	\$0.00	\$0.00	\$0.00	\$0.00	\$0.00	0.00%
27145.0000.43202.0000.000000.0000.00.0000	RESTRICTED GRANTS - STATE SOURCES	\$0.00	\$0.00	\$0.00	\$0.00	\$0.00	\$0.00	\$0.00	\$0.00	0.00%
Function: REVENUE/BALANCE SHEET - 0000		\$0.00	\$0.00	\$0.00	\$0.00	\$0.00	\$0.00	\$0.00	\$0.00	0.00%
Fund: LIBRARIES - GO BONDS-LAWS OF 2004 - 27145		\$0.00	\$0.00	\$0.00	\$0.00	\$0.00	\$0.00	\$0.00	\$0.00	0.00%
27147.0000.43202.0000.000000.0000.00.0000	RESTRICTED GRANTS - STATE SOURCES	\$0.00	\$0.00	\$0.00	\$0.00	\$0.00	\$0.00	\$0.00	\$0.00	0.00%
Function: REVENUE/BALANCE SHEET - 0000		\$0.00	\$0.00	\$0.00	\$0.00	\$0.00	\$0.00	\$0.00	\$0.00	0.00%
Fund: FEDERAL RELIEF FUND - 27147		\$0.00	\$0.00	\$0.00	\$0.00	\$0.00	\$0.00	\$0.00	\$0.00	0.00%
27149.0000.41980.0000.000000.0000.00.0000	REFUND OF PRIOR YEAR'S EXPENDITURES	\$0.00	\$0.00	\$0.00	\$0.00	\$0.00	\$0.00	\$0.00	\$0.00	0.00%
27149.0000.43202.0000.000000.0000.00.0000	RESTRICTED GRANTS - STATE SOURCES	(\$1,999,179.00)	\$0.00	(\$1,999,179.00)	(\$207,834.14)	(\$1,551,712.01)	(\$447,466.99)	\$0.00	(\$447,466.99)	22.38%
Function: REVENUE/BALANCE SHEET - 0000		(\$1,999,179.00)	\$0.00	(\$1,999,179.00)	(\$207,834.14)	(\$1,551,712.01)	(\$447,466.99)	\$0.00	(\$447,466.99)	22.38%
Fund: PREK INITIATIVE - 27149		(\$1,999,179.00)	\$0.00	(\$1,999,179.00)	(\$207,834.14)	(\$1,551,712.01)	(\$447,466.99)	\$0.00	(\$447,466.99)	22.38%
27154.0000.43202.0000.000000.0000.00.0000	RESTRICTED GRANTS - STATE SOURCES	\$0.00	\$0.00	\$0.00	\$0.00	\$0.00	\$0.00	\$0.00	\$0.00	0.00%
Function: REVENUE/BALANCE SHEET - 0000		\$0.00	\$0.00	\$0.00	\$0.00	\$0.00	\$0.00	\$0.00	\$0.00	0.00%
Fund: BEGINNING TEACHER MENTORING PROGRAM - 27154		\$0.00	\$0.00	\$0.00	\$0.00	\$0.00	\$0.00	\$0.00	\$0.00	0.00%

Gadsden Independent Schools

Revenue Report - All Funds

From Date: 5/1/2017

To Date: 5/31/2017

Fiscal Year: 2016-2017

Include pre encumbrance

Print accounts with zero balance

Filter Encumbrance Detail by Date Range

Exclude inactive accounts with zero balance

Account Number	Description	Budget	Adjustments	GL Budget	Current	YTD	Balance	Encumbrance	Budget Bal	% Rem
27155.0000.43202.0000.000000.0000.00.0000	RESTRICTED GRANTS - STATE SOURCES	\$0.00	(\$182,251.00)	(\$182,251.00)	(\$16,454.30)	(\$70,347.70)	(\$111,903.30)	\$0.00	(\$111,903.30)	61.40%
	Function: REVENUE/BALANCE SHEET - 0000	\$0.00	(\$182,251.00)	(\$182,251.00)	(\$16,454.30)	(\$70,347.70)	(\$111,903.30)	\$0.00	(\$111,903.30)	61.40%
	Fund: BREAKFAST FOR ELEMENTARY STUDENTS - 27155	\$0.00	(\$182,251.00)	(\$182,251.00)	(\$16,454.30)	(\$70,347.70)	(\$111,903.30)	\$0.00	(\$111,903.30)	61.40%
27163.0000.43202.0000.000000.0000.00.0000	RESTRICTED GRANTS - STATE SOURCES	\$0.00	\$0.00	\$0.00	\$0.00	\$0.00	\$0.00	\$0.00	\$0.00	0.00%
	Function: REVENUE/BALANCE SHEET - 0000	\$0.00	\$0.00	\$0.00	\$0.00	\$0.00	\$0.00	\$0.00	\$0.00	0.00%
	Fund: SCHOOL IN NEED OF IMPROVEMENT - 27163	\$0.00	\$0.00	\$0.00	\$0.00	\$0.00	\$0.00	\$0.00	\$0.00	0.00%
27164.0000.43202.0000.000000.0000.00.0000	RESTRICTED GRANTS - STATE SOURCES	\$0.00	\$0.00	\$0.00	\$0.00	\$0.00	\$0.00	\$0.00	\$0.00	0.00%
	Function: REVENUE/BALANCE SHEET - 0000	\$0.00	\$0.00	\$0.00	\$0.00	\$0.00	\$0.00	\$0.00	\$0.00	0.00%
	Fund: SCHOOL IMPROVEMENT FRAMEWORK - 27164	\$0.00	\$0.00	\$0.00	\$0.00	\$0.00	\$0.00	\$0.00	\$0.00	0.00%
27165.0000.43202.0000.000000.0000.00.0000	RESTRICTED GRANTS - STATE SOURCES	\$0.00	\$0.00	\$0.00	\$0.00	\$0.00	\$0.00	\$0.00	\$0.00	0.00%
	Function: REVENUE/BALANCE SHEET - 0000	\$0.00	\$0.00	\$0.00	\$0.00	\$0.00	\$0.00	\$0.00	\$0.00	0.00%
	id: LEGIS APPROP-LAWS 2007 PROMISE FOR SUCCESS - 27165	\$0.00	\$0.00	\$0.00	\$0.00	\$0.00	\$0.00	\$0.00	\$0.00	0.00%
27166.0000.43202.0000.000000.0000.00.0000	RESTRICTED GRANTS - STATE SOURCES	(\$1,239,593.00)	(\$18,438.00)	(\$1,258,031.00)	\$0.00	(\$1,348,006.88)	\$89,975.88	\$0.00	\$89,975.88	-7.15%
	Function: REVENUE/BALANCE SHEET - 0000	(\$1,239,593.00)	(\$18,438.00)	(\$1,258,031.00)	\$0.00	(\$1,348,006.88)	\$89,975.88	\$0.00	\$89,975.88	-7.15%
	Fund: KINDERGARTEN-THREE PLUS - 27166	(\$1,239,593.00)	(\$18,438.00)	(\$1,258,031.00)	\$0.00	(\$1,348,006.88)	\$89,975.88	\$0.00	\$89,975.88	-7.15%
27168.0000.43202.0000.000000.0000.00.0000	RESTRICTED GRANTS - STATE SOURCES	\$0.00	\$0.00	\$0.00	\$0.00	\$0.00	\$0.00	\$0.00	\$0.00	0.00%
	Function: REVENUE/BALANCE SHEET - 0000	\$0.00	\$0.00	\$0.00	\$0.00	\$0.00	\$0.00	\$0.00	\$0.00	0.00%
	Fund: AFTER SCHOOL ENRICHMENT PROGRAM - 27168	\$0.00	\$0.00	\$0.00	\$0.00	\$0.00	\$0.00	\$0.00	\$0.00	0.00%
27169.0000.43202.0000.000000.0000.00.0000	RESTRICTED GRANTS - STATE SOURCES	\$0.00	\$0.00	\$0.00	\$0.00	\$0.00	\$0.00	\$0.00	\$0.00	0.00%
	Function: REVENUE/BALANCE SHEET - 0000	\$0.00	\$0.00	\$0.00	\$0.00	\$0.00	\$0.00	\$0.00	\$0.00	0.00%
	Fund: PRE-KINDERGARTEN-SPECIAL STATE - 27169	\$0.00	\$0.00	\$0.00	\$0.00	\$0.00	\$0.00	\$0.00	\$0.00	0.00%
27170.0000.43202.0000.000000.0000.00.0000	RESTRICTED GRANTS - STATE SOURCES	\$0.00	\$0.00	\$0.00	\$0.00	\$0.00	\$0.00	\$0.00	\$0.00	0.00%
	Function: REVENUE/BALANCE SHEET - 0000	\$0.00	\$0.00	\$0.00	\$0.00	\$0.00	\$0.00	\$0.00	\$0.00	0.00%
	Fund: LIBRARIES SB301 GO BONDS - 27170	\$0.00	\$0.00	\$0.00	\$0.00	\$0.00	\$0.00	\$0.00	\$0.00	0.00%
27171.0000.43202.0000.000000.0000.00.0000	RESTRICTED GRANTS - STATE SOURCES	\$0.00	\$0.00	\$0.00	\$0.00	\$0.00	\$0.00	\$0.00	\$0.00	0.00%
27171.0000.43204.0000.000000.0000.00.0000	RESTRICTED GRANTS-STATE PY BALANCES	\$0.00	\$0.00	\$0.00	\$0.00	\$0.00	\$0.00	\$0.00	\$0.00	0.00%
	Function: REVENUE/BALANCE SHEET - 0000	\$0.00	\$0.00	\$0.00	\$0.00	\$0.00	\$0.00	\$0.00	\$0.00	0.00%
	Fund: 2010 GOB INSTRUCTIONAL MATERIALS - 27171	\$0.00	\$0.00	\$0.00	\$0.00	\$0.00	\$0.00	\$0.00	\$0.00	0.00%

Gadsden Independent Schools

Revenue Report - All Funds

From Date: 5/1/2017

To Date: 5/31/2017

Fiscal Year: 2016-2017

- Include pre encumbrance Print accounts with zero balance Filter Encumbrance Detail by Date Range
 Exclude inactive accounts with zero balance

Account Number	Description	Budget	Adjustments	GL Budget	Current	YTD	Balance	Encumbrance	Budget Bal	% Rem
27176.0000.43202.0000.000000.0000.00.0000	RESTRICTED GRANTS - STATE SOURCES	\$0.00	\$0.00	\$0.00	\$0.00	\$0.00	\$0.00	\$0.00	\$0.00	0.00%
	Function: REVENUE/BALANCE SHEET - 0000	\$0.00	\$0.00	\$0.00	\$0.00	\$0.00	\$0.00	\$0.00	\$0.00	0.00%
	Fund: SCIENCE INSTRUCTIONAL MATERIALS K-12 - 27176	\$0.00	\$0.00	\$0.00	\$0.00	\$0.00	\$0.00	\$0.00	\$0.00	0.00%
27185.0000.43202.0000.000000.0000.00.0000	RESTRICTED GRANTS - STATE SOURCES	\$0.00	\$0.00	\$0.00	\$0.00	\$0.00	\$0.00	\$0.00	\$0.00	0.00%
	Function: REVENUE/BALANCE SHEET - 0000	\$0.00	\$0.00	\$0.00	\$0.00	\$0.00	\$0.00	\$0.00	\$0.00	0.00%
	Fund: NEXT GENERATION ASSESSMENTS - 27185	\$0.00	\$0.00	\$0.00	\$0.00	\$0.00	\$0.00	\$0.00	\$0.00	0.00%
27401.0000.41922.0000.000000.0000.00.0000	INSTRUCTIONAL SUPPORT - CATEGORICAL	\$0.00	\$0.00	\$0.00	\$0.00	\$0.00	\$0.00	\$0.00	\$0.00	0.00%
27401.0000.43202.0000.000000.0000.00.0000	RESTRICTED GRANTS - STATE SOURCES	\$0.00	\$0.00	\$0.00	\$0.00	\$0.00	\$0.00	\$0.00	\$0.00	0.00%
	Function: REVENUE/BALANCE SHEET - 0000	\$0.00	\$0.00	\$0.00	\$0.00	\$0.00	\$0.00	\$0.00	\$0.00	0.00%
	Fund: ALD4ALL/KELLOGG FOUNDATION - 27401	\$0.00	\$0.00	\$0.00	\$0.00	\$0.00	\$0.00	\$0.00	\$0.00	0.00%
27503.0000.43202.0000.000000.0000.00.0000	RESTRICTED GRANTS - STATE SOURCES	\$0.00	\$0.00	\$0.00	\$0.00	\$0.00	\$0.00	\$0.00	\$0.00	0.00%
	Function: REVENUE/BALANCE SHEET - 0000	\$0.00	\$0.00	\$0.00	\$0.00	\$0.00	\$0.00	\$0.00	\$0.00	0.00%
	Fund: RURAL REVITALIZATION ANTHONY ELEM - 27503	\$0.00	\$0.00	\$0.00	\$0.00	\$0.00	\$0.00	\$0.00	\$0.00	0.00%
27504.0000.43202.0000.000000.0000.00.0000	RESTRICTED GRANTS - STATE SOURCES	\$0.00	\$0.00	\$0.00	\$0.00	\$0.00	\$0.00	\$0.00	\$0.00	0.00%
	Function: REVENUE/BALANCE SHEET - 0000	\$0.00	\$0.00	\$0.00	\$0.00	\$0.00	\$0.00	\$0.00	\$0.00	0.00%
	Fund: MAKING SCHOOLS WORK OUTDOORS - 27504	\$0.00	\$0.00	\$0.00	\$0.00	\$0.00	\$0.00	\$0.00	\$0.00	0.00%
27523.0000.43202.0000.000000.0000.00.0000	RESTRICTED GRANTS - STATE SOURCES	\$0.00	\$0.00	\$0.00	\$0.00	\$0.00	\$0.00	\$0.00	\$0.00	0.00%
	Function: REVENUE/BALANCE SHEET - 0000	\$0.00	\$0.00	\$0.00	\$0.00	\$0.00	\$0.00	\$0.00	\$0.00	0.00%
	Fund: PARENT CONF & OUTREACH ACCOUNT - 27523	\$0.00	\$0.00	\$0.00	\$0.00	\$0.00	\$0.00	\$0.00	\$0.00	0.00%
27524.0000.43202.0000.000000.0000.00.0000	RESTRICTED GRANTS - STATE SOURCES	\$0.00	\$0.00	\$0.00	\$0.00	\$0.00	\$0.00	\$0.00	\$0.00	0.00%
	Function: REVENUE/BALANCE SHEET - 0000	\$0.00	\$0.00	\$0.00	\$0.00	\$0.00	\$0.00	\$0.00	\$0.00	0.00%
	Fund: DISTRICTWIDE DISCLIPLE ADVISORY COUNCIL - 27524	\$0.00	\$0.00	\$0.00	\$0.00	\$0.00	\$0.00	\$0.00	\$0.00	0.00%
27525.0000.43202.0000.000000.0000.00.0000	RESTRICTED GRANTS - STATE SOURCES	\$0.00	\$0.00	\$0.00	\$0.00	\$0.00	\$0.00	\$0.00	\$0.00	0.00%
	Function: REVENUE/BALANCE SHEET - 0000	\$0.00	\$0.00	\$0.00	\$0.00	\$0.00	\$0.00	\$0.00	\$0.00	0.00%
	Fund: PROMISE FOR SUCCESS - 27525	\$0.00	\$0.00	\$0.00	\$0.00	\$0.00	\$0.00	\$0.00	\$0.00	0.00%
27549.0000.43202.0000.000000.0000.00.0000	RESTRICTED GRANTS - STATE SOURCES	\$0.00	\$0.00	\$0.00	\$0.00	\$0.00	\$0.00	\$0.00	\$0.00	0.00%
	Function: REVENUE/BALANCE SHEET - 0000	\$0.00	\$0.00	\$0.00	\$0.00	\$0.00	\$0.00	\$0.00	\$0.00	0.00%
	Fund: 2008 LIBRARY BOOK FUND - 27549	\$0.00	\$0.00	\$0.00	\$0.00	\$0.00	\$0.00	\$0.00	\$0.00	0.00%

Gadsden Independent Schools

Revenue Report - All Funds

Fiscal Year: 2016-2017

From Date: 5/1/2017

To Date: 5/31/2017

Include pre encumbrance

Print accounts with zero balance

Filter Encumbrance Detail by Date Range

Exclude inactive accounts with zero balance

Account Number	Description	Budget	Adjustments	GL Budget	Current	YTD	Balance	Encumbrance	Budget Bal	% Rem
28120.0000.43214.0000.000000.0000.00.0000	STATE MATCH CARRYOVER - SB9	(\$21,627.00)	\$0.00	(\$21,627.00)	\$0.00	\$0.00	(\$21,627.00)	\$0.00	(\$21,627.00)	100.00%
	Function: REVENUE/BALANCE SHEET - 0000	(\$21,627.00)	\$0.00	(\$21,627.00)	\$0.00	\$0.00	(\$21,627.00)	\$0.00	(\$21,627.00)	100.00%
	Fund: NM STATE HIGHWAY DEPT - 28120	(\$21,627.00)	\$0.00	(\$21,627.00)	\$0.00	\$0.00	(\$21,627.00)	\$0.00	(\$21,627.00)	100.00%
28140.0000.43203.0000.000000.0000.00.0000	STATE DIRECT GRANTS	\$0.00	\$0.00	\$0.00	\$0.00	\$0.00	\$0.00	\$0.00	\$0.00	0.00%
	Function: REVENUE/BALANCE SHEET - 0000	\$0.00	\$0.00	\$0.00	\$0.00	\$0.00	\$0.00	\$0.00	\$0.00	0.00%
	Fund: COORDINATED APPROACH TO CHILD HEALTH - 28140	\$0.00	\$0.00	\$0.00	\$0.00	\$0.00	\$0.00	\$0.00	\$0.00	0.00%
28145.0000.43103.0000.000000.0000.00.0000	OTHER GRANTS	\$0.00	\$0.00	\$0.00	\$0.00	\$0.00	\$0.00	\$0.00	\$0.00	0.00%
	Function: REVENUE/BALANCE SHEET - 0000	\$0.00	\$0.00	\$0.00	\$0.00	\$0.00	\$0.00	\$0.00	\$0.00	0.00%
	Fund: DWI NM LOCAL GRANT FUND - 28145	\$0.00	\$0.00	\$0.00	\$0.00	\$0.00	\$0.00	\$0.00	\$0.00	0.00%
28155.0000.43103.0000.000000.0000.00.0000	OTHER GRANTS	\$0.00	\$0.00	\$0.00	\$0.00	\$0.00	\$0.00	\$0.00	\$0.00	0.00%
28155.0000.43203.0000.000000.0000.00.0000	STATE DIRECT GRANTS	\$0.00	\$0.00	\$0.00	\$0.00	\$0.00	\$0.00	\$0.00	\$0.00	0.00%
	Function: REVENUE/BALANCE SHEET - 0000	\$0.00	\$0.00	\$0.00	\$0.00	\$0.00	\$0.00	\$0.00	\$0.00	0.00%
	Fund: HEALTHIER SCHOOLS DOH - 28155	\$0.00	\$0.00	\$0.00	\$0.00	\$0.00	\$0.00	\$0.00	\$0.00	0.00%
28158.0000.43203.0000.000000.0000.00.0000	STATE DIRECT GRANTS	\$0.00	\$0.00	\$0.00	\$0.00	\$0.00	\$0.00	\$0.00	\$0.00	0.00%
	Function: REVENUE/BALANCE SHEET - 0000	\$0.00	\$0.00	\$0.00	\$0.00	\$0.00	\$0.00	\$0.00	\$0.00	0.00%
	Fund: SUICIDE PREVENTION - 28158	\$0.00	\$0.00	\$0.00	\$0.00	\$0.00	\$0.00	\$0.00	\$0.00	0.00%
28172.0000.43103.0000.000000.0000.00.0000	OTHER GRANTS	\$0.00	\$0.00	\$0.00	\$0.00	\$0.00	\$0.00	\$0.00	\$0.00	0.00%
	Function: REVENUE/BALANCE SHEET - 0000	\$0.00	\$0.00	\$0.00	\$0.00	\$0.00	\$0.00	\$0.00	\$0.00	0.00%
	Fund: SCHOOL TO WORK/NM WORKS PROJ NMSU - 28172	\$0.00	\$0.00	\$0.00	\$0.00	\$0.00	\$0.00	\$0.00	\$0.00	0.00%
28178.0000.41980.0000.000000.0000.00.0000	REFUND OF PRIOR YEAR'S EXPENDITURES	\$0.00	\$0.00	\$0.00	\$0.00	\$0.00	\$0.00	\$0.00	\$0.00	0.00%
28178.0000.43203.0000.000000.0000.00.0000	STATE DIRECT GRANTS	\$0.00	\$0.00	\$0.00	\$0.00	\$0.00	\$0.00	\$0.00	\$0.00	0.00%
	Function: REVENUE/BALANCE SHEET - 0000	\$0.00	\$0.00	\$0.00	\$0.00	\$0.00	\$0.00	\$0.00	\$0.00	0.00%
	Fund: GEAR-UP - 28178	\$0.00	\$0.00	\$0.00	\$0.00	\$0.00	\$0.00	\$0.00	\$0.00	0.00%
28185.0000.43203.0000.000000.0000.00.0000	STATE DIRECT GRANTS	\$0.00	\$0.00	\$0.00	\$0.00	\$0.00	\$0.00	\$0.00	\$0.00	0.00%
	Function: REVENUE/BALANCE SHEET - 0000	\$0.00	\$0.00	\$0.00	\$0.00	\$0.00	\$0.00	\$0.00	\$0.00	0.00%
	Fund: OUTDOOR CLASSROOM INITIATIVE - 28185	\$0.00	\$0.00	\$0.00	\$0.00	\$0.00	\$0.00	\$0.00	\$0.00	0.00%
28191.0000.43203.0000.000000.0000.00.0000	STATE DIRECT GRANTS	\$0.00	\$0.00	\$0.00	\$0.00	\$0.00	\$0.00	\$0.00	\$0.00	0.00%
	Function: REVENUE/BALANCE SHEET - 0000	\$0.00	\$0.00	\$0.00	\$0.00	\$0.00	\$0.00	\$0.00	\$0.00	0.00%
	Fund: SMART START K-3+ - 28191	\$0.00	\$0.00	\$0.00	\$0.00	\$0.00	\$0.00	\$0.00	\$0.00	0.00%

Gadsden Independent Schools

Revenue Report - All Funds

From Date: 5/1/2017

To Date: 5/31/2017

Fiscal Year: 2016-2017

- Include pre encumbrance Print accounts with zero balance Filter Encumbrance Detail by Date Range
 Exclude inactive accounts with zero balance

Account Number	Description	Budget	Adjustments	GL Budget	Current	YTD	Balance	Encumbrance	Budget Bal	% Rem
28193.0000.43203.0000.000000.0000.00.0000	STATE DIRECT GRANTS	(\$101,430.00)	(\$405,720.00)	(\$507,150.00)	(\$35,077.02)	(\$342,214.39)	(\$164,935.61)	\$0.00	(\$164,935.61)	32.52%
	Function: REVENUE/BALANCE SHEET - 0000	(\$101,430.00)	(\$405,720.00)	(\$507,150.00)	(\$35,077.02)	(\$342,214.39)	(\$164,935.61)	\$0.00	(\$164,935.61)	32.52%
	Fund: CYFD PARENTS AS TEACHERS MODEL - 28193	(\$101,430.00)	(\$405,720.00)	(\$507,150.00)	(\$35,077.02)	(\$342,214.39)	(\$164,935.61)	\$0.00	(\$164,935.61)	32.52%
29102.0000.41921.0000.000000.0000.00.0000	INSTRUCTIONAL - CATEGORICAL	\$0.00	\$0.00	\$0.00	\$0.00	\$0.00	\$0.00	\$0.00	\$0.00	0.00%
29102.0000.43103.0000.000000.0000.00.0000	OTHER GRANTS	\$0.00	\$0.00	\$0.00	\$0.00	\$0.00	\$0.00	\$0.00	\$0.00	0.00%
	Function: REVENUE/BALANCE SHEET - 0000	\$0.00	\$0.00	\$0.00	\$0.00	\$0.00	\$0.00	\$0.00	\$0.00	0.00%
	Fund: PRIVATE DIR GRANTS (CATEGORICAL) - 29102	\$0.00	\$0.00	\$0.00	\$0.00	\$0.00	\$0.00	\$0.00	\$0.00	0.00%
29103.0000.41922.0000.000000.0000.00.0000	INSTRUCTIONAL SUPPORT - CATEGORICAL	\$0.00	\$0.00	\$0.00	\$0.00	\$0.00	\$0.00	\$0.00	\$0.00	0.00%
	Function: REVENUE/BALANCE SHEET - 0000	\$0.00	\$0.00	\$0.00	\$0.00	\$0.00	\$0.00	\$0.00	\$0.00	0.00%
	Fund: NEW MEXICO TEEN PREGNANCY COALITION - 29103	\$0.00	\$0.00	\$0.00	\$0.00	\$0.00	\$0.00	\$0.00	\$0.00	0.00%
29114.0000.41921.0000.000000.0000.00.0000	INSTRUCTIONAL - CATEGORICAL	\$0.00	\$0.00	\$0.00	\$0.00	\$0.00	\$0.00	\$0.00	\$0.00	0.00%
	Function: REVENUE/BALANCE SHEET - 0000	\$0.00	\$0.00	\$0.00	\$0.00	\$0.00	\$0.00	\$0.00	\$0.00	0.00%
	Fund: MCCUNE CHARITABLE FOUNDATION - 29114	\$0.00	\$0.00	\$0.00	\$0.00	\$0.00	\$0.00	\$0.00	\$0.00	0.00%
29130.0000.43203.0000.000000.0000.00.0000	STATE DIRECT GRANTS	\$0.00	\$0.00	\$0.00	\$0.00	\$0.00	\$0.00	\$0.00	\$0.00	0.00%
	Function: REVENUE/BALANCE SHEET - 0000	\$0.00	\$0.00	\$0.00	\$0.00	\$0.00	\$0.00	\$0.00	\$0.00	0.00%
	Fund: SCHOOL BASED HEALTH CENTER - 29130	\$0.00	\$0.00	\$0.00	\$0.00	\$0.00	\$0.00	\$0.00	\$0.00	0.00%
29135.0000.41280.0000.000000.0000.00.0000	REVENUE IN LIEU OF TAXES - OTHER LOCAL GOVERNMENTA	\$0.00	\$0.00	\$0.00	(\$18,754.13)	(\$104,508.26)	\$104,508.26	\$0.00	\$104,508.26	0.00%
29135.0000.41980.0000.000000.0000.00.0000	REFUND OF PRIOR YEAR'S EXPENDITURES	\$0.00	\$0.00	\$0.00	\$0.00	\$0.00	\$0.00	\$0.00	\$0.00	0.00%
	Function: REVENUE/BALANCE SHEET - 0000	\$0.00	\$0.00	\$0.00	(\$18,754.13)	(\$104,508.26)	\$104,508.26	\$0.00	\$104,508.26	0.00%
	Fund: IND REV BONDS PILOT - 29135	\$0.00	\$0.00	\$0.00	(\$18,754.13)	(\$104,508.26)	\$104,508.26	\$0.00	\$104,508.26	0.00%
31100.0000.41500.0000.000000.0000.00.0000	INVESTMENT INCOME	(\$8,000.00)	\$0.00	(\$8,000.00)	(\$2,041.83)	(\$13,302.48)	\$5,302.48	\$0.00	\$5,302.48	-66.28%
31100.0000.41953.0000.000000.0000.00.0000	INSURANCE RECOVERIES	\$0.00	\$0.00	\$0.00	\$0.00	\$0.00	\$0.00	\$0.00	\$0.00	0.00%
31100.0000.41980.0000.000000.0000.00.0000	REFUND OF PRIOR YEAR'S EXPENDITURES	\$0.00	\$0.00	\$0.00	\$0.00	(\$41,271.28)	\$41,271.28	\$0.00	\$41,271.28	0.00%
31100.0000.45110.0000.000000.0000.00.0000	BOND PRINCIPAL	(\$9,500,000.00)	\$0.00	(\$9,500,000.00)	\$0.00	(\$9,500,000.00)	\$0.00	\$0.00	\$0.00	0.00%
	Function: REVENUE/BALANCE SHEET - 0000	(\$9,508,000.00)	\$0.00	(\$9,508,000.00)	(\$2,041.83)	(\$9,554,573.76)	\$46,573.76	\$0.00	\$46,573.76	-0.49%
	Fund: BOND BUILDING - 31100	(\$9,508,000.00)	\$0.00	(\$9,508,000.00)	(\$2,041.83)	(\$9,554,573.76)	\$46,573.76	\$0.00	\$46,573.76	-0.49%
31200.0000.41500.0000.000000.0000.00.0000	INVESTMENT INCOME	\$0.00	\$0.00	\$0.00	\$0.00	\$0.00	\$0.00	\$0.00	\$0.00	0.00%
31200.0000.41980.0000.000000.0000.00.0000	REFUND OF PRIOR YEAR'S EXPENDITURES	\$0.00	\$0.00	\$0.00	\$0.00	\$0.00	\$0.00	\$0.00	\$0.00	0.00%
31200.0000.43209.0000.000000.0000.00.0000	PSCOC AWARDS	\$0.00	\$0.00	\$0.00	\$0.00	\$0.00	\$0.00	\$0.00	\$0.00	0.00%
	Function: REVENUE/BALANCE SHEET - 0000	\$0.00	\$0.00	\$0.00	\$0.00	\$0.00	\$0.00	\$0.00	\$0.00	0.00%

Gadsden Independent Schools

Revenue Report - All Funds

From Date: 5/1/2017

To Date: 5/31/2017

Fiscal Year: 2016-2017

- Include pre encumbrance Print accounts with zero balance Filter Encumbrance Detail by Date Range
 Exclude inactive accounts with zero balance

Account Number	Description	Budget	Adjustments	GL Budget	Current	YTD	Balance	Encumbrance	Budget Bal	% Rem
Fund: PUBLIC SCHOOL CAPITAL OUTLAY - 31200		\$0.00	\$0.00	\$0.00	\$0.00	\$0.00	\$0.00	\$0.00	\$0.00	0.00%
31300.0000.41500.0000.000000.0000.00.0000	INVESTMENT INCOME	\$0.00	\$0.00	\$0.00	\$0.00	\$0.00	\$0.00	\$0.00	\$0.00	0.00%
31300.0000.41931.0000.000000.0000.00.0000	SPECIAL BUILDING - LOCAL	\$0.00	\$0.00	\$0.00	\$0.00	\$0.00	\$0.00	\$0.00	\$0.00	0.00%
Function: REVENUE/BALANCE SHEET - 0000		\$0.00	\$0.00	\$0.00	\$0.00	\$0.00	\$0.00	\$0.00	\$0.00	0.00%
Fund: SPECIAL CAPITAL OUTLAY-LOCAL - 31300		\$0.00	\$0.00	\$0.00	\$0.00	\$0.00	\$0.00	\$0.00	\$0.00	0.00%
31400.0000.41500.0000.000000.0000.00.0000	INVESTMENT INCOME	\$0.00	\$0.00	\$0.00	\$0.00	\$0.00	\$0.00	\$0.00	\$0.00	0.00%
31400.0000.43202.0000.000000.0000.00.0000	RESTRICTED GRANTS - STATE SOURCES	\$0.00	\$0.00	\$0.00	\$0.00	\$0.00	\$0.00	\$0.00	\$0.00	0.00%
31400.0000.43204.0000.000000.0000.00.0000	RESTRICTED GRANTS-STATE PY BALANCES	\$0.00	\$0.00	\$0.00	\$0.00	\$0.00	\$0.00	\$0.00	\$0.00	0.00%
31400.0000.43210.0000.000000.0000.00.0000	SPECIAL CAPITAL OUTLAY - STATE	\$0.00	\$0.00	\$0.00	\$0.00	\$0.00	\$0.00	\$0.00	\$0.00	0.00%
Function: REVENUE/BALANCE SHEET - 0000		\$0.00	\$0.00	\$0.00	\$0.00	\$0.00	\$0.00	\$0.00	\$0.00	0.00%
Fund: SPECIAL CAPITAL OUTLAY-STATE - 31400		\$0.00	\$0.00	\$0.00	\$0.00	\$0.00	\$0.00	\$0.00	\$0.00	0.00%
31700.0000.41110.0000.000000.0000.00.0000	AD VALOREM TAXES - SCHOOL DISTRICT	\$0.00	\$0.00	\$0.00	\$0.00	\$0.00	\$0.00	\$0.00	\$0.00	0.00%
31700.0000.41500.0000.000000.0000.00.0000	INVESTMENT INCOME	\$0.00	\$0.00	\$0.00	\$0.00	\$0.00	\$0.00	\$0.00	\$0.00	0.00%
31700.0000.41953.0000.000000.0000.00.0000	INSURANCE RECOVERIES	\$0.00	\$0.00	\$0.00	\$0.00	\$0.00	\$0.00	\$0.00	\$0.00	0.00%
31700.0000.41980.0000.000000.0000.00.0000	REFUND OF PRIOR YEAR'S EXPENDITURES	\$0.00	\$0.00	\$0.00	\$0.00	(\$9,723.50)	\$9,723.50	\$0.00	\$9,723.50	0.00%
31700.0000.43202.0000.000000.0000.00.0000	RESTRICTED GRANTS - STATE SOURCES	\$0.00	(\$2,334,239.00)	(\$2,334,239.00)	\$0.00	\$0.00	(\$2,334,239.00)	\$0.00	(\$2,334,239.00)	100.00%
31700.0000.43204.0000.000000.0000.00.0000	RESTRICTED GRANTS-STATE PY BALANCES	(\$2,996,618.00)	\$0.00	(\$2,996,618.00)	\$0.00	(\$1,604,384.50)	(\$1,392,233.50)	\$0.00	(\$1,392,233.50)	46.46%
Function: REVENUE/BALANCE SHEET - 0000		(\$2,996,618.00)	(\$2,334,239.00)	(\$5,330,857.00)	\$0.00	(\$1,614,108.00)	(\$3,716,749.00)	\$0.00	(\$3,716,749.00)	69.72%
Fund: CAPITAL IMPROVEMENTS SB-9 (STATE MATCH) - 31700		(\$2,996,618.00)	(\$2,334,239.00)	(\$5,330,857.00)	\$0.00	(\$1,614,108.00)	(\$3,716,749.00)	\$0.00	(\$3,716,749.00)	69.72%
31701.0000.41110.0000.000000.0000.00.0000	AD VALOREM TAXES - SCHOOL DISTRICT	(\$1,817,596.00)	\$0.00	(\$1,817,596.00)	(\$126,074.01)	(\$1,360,357.37)	(\$457,238.63)	\$0.00	(\$457,238.63)	25.16%
31701.0000.41500.0000.000000.0000.00.0000	INVESTMENT INCOME	\$0.00	\$0.00	\$0.00	(\$248.82)	(\$856.83)	\$856.83	\$0.00	\$856.83	0.00%
31701.0000.41953.0000.000000.0000.00.0000	INSURANCE RECOVERIES	\$0.00	\$0.00	\$0.00	\$0.00	\$0.00	\$0.00	\$0.00	\$0.00	0.00%
31701.0000.41980.0000.000000.0000.00.0000	REFUND OF PRIOR YEAR'S EXPENDITURES	\$0.00	\$0.00	\$0.00	\$0.00	\$9,657.50	(\$9,657.50)	\$0.00	(\$9,657.50)	0.00%
31701.0000.43202.0000.000000.0000.00.0000	RESTRICTED GRANTS - STATE SOURCES	\$0.00	\$0.00	\$0.00	\$0.00	\$0.00	\$0.00	\$0.00	\$0.00	0.00%
31701.0000.43204.0000.000000.0000.00.0000	RESTRICTED GRANTS-STATE PY BALANCES	\$0.00	\$0.00	\$0.00	\$0.00	\$0.00	\$0.00	\$0.00	\$0.00	0.00%
Function: REVENUE/BALANCE SHEET - 0000		(\$1,817,596.00)	\$0.00	(\$1,817,596.00)	(\$126,322.83)	(\$1,351,556.70)	(\$466,039.30)	\$0.00	(\$466,039.30)	25.64%
Fund: CAPITAL IMPROVEMENTS SB-9 (LOCAL) - 31701		(\$1,817,596.00)	\$0.00	(\$1,817,596.00)	(\$126,322.83)	(\$1,351,556.70)	(\$466,039.30)	\$0.00	(\$466,039.30)	25.64%
31800.0000.43102.0000.000000.0000.00.0000	SDE STATE FLOWTHROUGH GRANTS	\$0.00	\$0.00	\$0.00	\$0.00	\$0.00	\$0.00	\$0.00	\$0.00	0.00%
Function: REVENUE/BALANCE SHEET - 0000		\$0.00	\$0.00	\$0.00	\$0.00	\$0.00	\$0.00	\$0.00	\$0.00	0.00%
Fund: ENERGY EFFICIENCY ACT - 31800		\$0.00	\$0.00	\$0.00	\$0.00	\$0.00	\$0.00	\$0.00	\$0.00	0.00%
31900.0000.41500.0000.000000.0000.00.0000	INVESTMENT INCOME	\$0.00	\$0.00	\$0.00	\$0.00	\$0.00	\$0.00	\$0.00	\$0.00	0.00%

Gadsden Independent Schools

Revenue Report - All Funds

From Date: 5/1/2017

To Date: 5/31/2017

Fiscal Year: 2016-2017

Include pre encumbrance

Print accounts with zero balance

Filter Encumbrance Detail by Date Range

Exclude inactive accounts with zero balance

Account Number	Description	Budget	Adjustments	GL Budget	Current	YTD	Balance	Encumbrance	Budget Bal	% Rem
31900.0000.41980.0000.000000.0000.00.0000	REFUND OF PRIOR YEAR'S EXPENDITURES	\$0.00	\$0.00	\$0.00	\$0.00	\$0.00	\$0.00	\$0.00	\$0.00	0.00%
31900.0000.45110.0000.000000.0000.00.0000	BOND PRINCIPAL	(\$2,000,000.00)	\$0.00	(\$2,000,000.00)	\$0.00	(\$2,000,000.00)	\$0.00	\$0.00	\$0.00	0.00%
	Function: REVENUE/BALANCE SHEET - 0000	(\$2,000,000.00)	\$0.00	(\$2,000,000.00)	\$0.00	(\$2,000,000.00)	\$0.00	\$0.00	\$0.00	0.00%
	Fund: ED. TECHNOLOGY EQUIPMENT ACT - 31900	(\$2,000,000.00)	\$0.00	(\$2,000,000.00)	\$0.00	(\$2,000,000.00)	\$0.00	\$0.00	\$0.00	0.00%
32100.0000.41110.0000.000000.0000.00.0000	AD VALOREM TAXES - SCHOOL DISTRICT	\$0.00	\$0.00	\$0.00	\$0.00	\$0.00	\$0.00	\$0.00	\$0.00	0.00%
	Function: REVENUE/BALANCE SHEET - 0000	\$0.00	\$0.00	\$0.00	\$0.00	\$0.00	\$0.00	\$0.00	\$0.00	0.00%
	Fund: PUBLIC SCHOOL CAP. OUTLAY-20% - 32100	\$0.00	\$0.00	\$0.00	\$0.00	\$0.00	\$0.00	\$0.00	\$0.00	0.00%
41000.0000.41110.0000.000000.0000.00.0000	AD VALOREM TAXES - SCHOOL DISTRICT	(\$10,915,468.00)	\$0.00	(\$10,915,468.00)	(\$774,497.25)	(\$8,286,264.34)	(\$2,629,203.66)	\$0.00	(\$2,629,203.66)	24.09%
41000.0000.41500.0000.000000.0000.00.0000	INVESTMENT INCOME	\$0.00	\$0.00	\$0.00	\$0.00	\$0.00	\$0.00	\$0.00	\$0.00	0.00%
41000.0000.45120.0000.000000.0000.00.0000	PREMIUM OR DISCOUNT ON THE ISSUANCE OF BONDS	\$0.00	\$0.00	\$0.00	\$0.00	(\$237,990.90)	\$237,990.90	\$0.00	\$237,990.90	0.00%
	Function: REVENUE/BALANCE SHEET - 0000	(\$10,915,468.00)	\$0.00	(\$10,915,468.00)	(\$774,497.25)	(\$8,524,255.24)	(\$2,391,212.76)	\$0.00	(\$2,391,212.76)	21.91%
	Fund: DEBT SERVICES - 41000	(\$10,915,468.00)	\$0.00	(\$10,915,468.00)	(\$774,497.25)	(\$8,524,255.24)	(\$2,391,212.76)	\$0.00	(\$2,391,212.76)	21.91%
43000.0000.41110.0000.000000.0000.00.0000	AD VALOREM TAXES - SCHOOL DISTRICT	(\$4,012,000.00)	\$0.00	(\$4,012,000.00)	(\$150,251.19)	(\$1,658,678.86)	(\$2,353,321.14)	\$0.00	(\$2,353,321.14)	58.66%
43000.0000.41500.0000.000000.0000.00.0000	INVESTMENT INCOME	\$0.00	\$0.00	\$0.00	\$0.00	\$0.00	\$0.00	\$0.00	\$0.00	0.00%
43000.0000.45120.0000.000000.0000.00.0000	PREMIUM OR DISCOUNT ON THE ISSUANCE OF BONDS	\$0.00	\$0.00	\$0.00	\$0.00	\$0.00	\$0.00	\$0.00	\$0.00	0.00%
	Function: REVENUE/BALANCE SHEET - 0000	(\$4,012,000.00)	\$0.00	(\$4,012,000.00)	(\$150,251.19)	(\$1,658,678.86)	(\$2,353,321.14)	\$0.00	(\$2,353,321.14)	58.66%
	Fund: TOTAL ED. TECH. DEBT SERVICE SUBFUND - 43000	(\$4,012,000.00)	\$0.00	(\$4,012,000.00)	(\$150,251.19)	(\$1,658,678.86)	(\$2,353,321.14)	\$0.00	(\$2,353,321.14)	58.66%
Grand Total:		(\$163,880,078.00)	(\$2,548,592.00)	(\$166,428,670.00)	(\$11,822,036.52)	(\$148,547,580.26)	(\$17,881,089.74)	\$0.00	(\$17,881,089.74)	10.74%

End of Report

Gadsden Independent Schools

BUDGET AND EXP REPORT-FUND TOTALS

From Date: 5/1/2017

To Date: 5/31/2017

Fiscal Year: 2016-2017

Include pre encumbrance

Print accounts with zero balance

Filter Encumbrance Detail by Date Range

Exclude inactive accounts with zero balance

Account Number	Description	Budget	Adjustments	GL Budget	Current	YTD	Balance	Encumbrance	Budget Bal	% Rem
11000.0000.000000.0000.000000.0000.00.0000	SUMMARY	\$118,665,101.00	\$2,028,593.00	\$120,693,694.00	\$8,253,243.07	\$86,976,344.93	\$33,717,349.07	\$14,927,866.01	\$18,789,483.06	15.57%
	Fund: OPERATIONAL - 11000	\$118,665,101.00	\$2,028,593.00	\$120,693,694.00	\$8,253,243.07	\$86,976,344.93	\$33,717,349.07	\$14,927,866.01	\$18,789,483.06	15.57%
13000.0000.000000.0000.000000.0000.00.0000	SUMMARY	\$5,052,871.00	(\$340,902.00)	\$4,711,969.00	\$513,638.13	\$4,701,545.03	\$10,423.97	\$8,524.32	\$1,899.65	0.04%
	Fund: PUPIL TRANSPORTATION - 13000	\$5,052,871.00	(\$340,902.00)	\$4,711,969.00	\$513,638.13	\$4,701,545.03	\$10,423.97	\$8,524.32	\$1,899.65	0.04%
14000.0000.000000.0000.000000.0000.00.0000	SUMMARY	\$1,539,833.00	(\$111,980.00)	\$1,427,853.00	\$0.00	\$295,550.82	\$1,132,302.18	\$54,495.50	\$1,077,806.68	75.48%
	Fund: INSTRUCTIONAL MATERIALS - 14000	\$1,539,833.00	(\$111,980.00)	\$1,427,853.00	\$0.00	\$295,550.82	\$1,132,302.18	\$54,495.50	\$1,077,806.68	75.48%
21000.0000.000000.0000.000000.0000.00.0000	SUMMARY	\$18,872,267.00	\$2,556,915.00	\$21,429,182.00	\$960,000.40	\$8,008,642.33	\$13,420,539.67	\$2,297,862.24	\$11,122,677.43	51.90%
	Fund: FOOD SERVICES - 21000	\$18,872,267.00	\$2,556,915.00	\$21,429,182.00	\$960,000.40	\$8,008,642.33	\$13,420,539.67	\$2,297,862.24	\$11,122,677.43	51.90%
22000.0000.000000.0000.000000.0000.00.0000	SUMMARY	\$730,782.00	(\$23,174.00)	\$707,608.00	\$712.14	\$5,349.82	\$702,258.18	\$27,363.26	\$674,894.92	95.38%
	Fund: ATHLETICS - 22000	\$730,782.00	(\$23,174.00)	\$707,608.00	\$712.14	\$5,349.82	\$702,258.18	\$27,363.26	\$674,894.92	95.38%
23000.0000.000000.0000.000000.0000.00.0000	SUMMARY	\$920,598.00	\$51,581.00	\$972,179.00	\$89,259.36	\$536,514.92	\$435,664.08	\$151,347.36	\$284,316.72	29.25%
	Fund: NON-INSTRUCTIONAL SUPPORT - 23000	\$920,598.00	\$51,581.00	\$972,179.00	\$89,259.36	\$536,514.92	\$435,664.08	\$151,347.36	\$284,316.72	29.25%
24101.0000.000000.0000.000000.0000.00.0000	SUMMARY	\$7,807,127.00	\$1,005,802.00	\$8,812,929.00	\$1,280,645.50	\$6,418,967.70	\$2,393,961.30	\$1,436,107.45	\$957,853.85	10.87%
	Fund: TITLE I - IASA - 24101	\$7,807,127.00	\$1,005,802.00	\$8,812,929.00	\$1,280,645.50	\$6,418,967.70	\$2,393,961.30	\$1,436,107.45	\$957,853.85	10.87%
24103.0000.000000.0000.000000.0000.00.0000	SUMMARY	\$107,936.00	\$4,644.00	\$112,580.00	\$2,204.04	\$45,062.19	\$67,517.81	\$9,771.34	\$57,746.47	51.29%
	Fund: MIGRANT CHILDREN EDUCATION - 24103	\$107,936.00	\$4,644.00	\$112,580.00	\$2,204.04	\$45,062.19	\$67,517.81	\$9,771.34	\$57,746.47	51.29%
24106.0000.000000.0000.000000.0000.00.0000	SUMMARY	\$2,851,750.00	\$1,103,149.00	\$3,954,899.00	\$225,178.70	\$2,381,807.60	\$1,573,091.40	\$412,887.58	\$1,160,203.82	29.34%
	Fund: ENTITLEMENT IDEA-B - 24106	\$2,851,750.00	\$1,103,149.00	\$3,954,899.00	\$225,178.70	\$2,381,807.60	\$1,573,091.40	\$412,887.58	\$1,160,203.82	29.34%
24108.0000.000000.0000.000000.0000.00.0000	SUMMARY	\$0.00	\$6,000.00	\$6,000.00	\$3,676.11	\$3,676.11	\$2,323.89	\$0.00	\$2,323.89	38.73%
	Fund: NEW MEXICO AUTISM PROJECT - 24108	\$0.00	\$6,000.00	\$6,000.00	\$3,676.11	\$3,676.11	\$2,323.89	\$0.00	\$2,323.89	38.73%
24109.0000.000000.0000.000000.0000.00.0000	SUMMARY	\$72,271.00	\$22,929.00	\$95,200.00	\$5,859.33	\$53,230.95	\$41,969.05	\$9,445.69	\$32,523.36	34.16%
	Fund: PRESCHOOL IDEA-B - 24109	\$72,271.00	\$22,929.00	\$95,200.00	\$5,859.33	\$53,230.95	\$41,969.05	\$9,445.69	\$32,523.36	34.16%
24113.0000.000000.0000.000000.0000.00.0000	SUMMARY	\$23,369.00	\$0.00	\$23,369.00	\$2,483.43	\$18,480.62	\$4,888.38	\$342.00	\$4,546.38	19.45%
	Fund: EDUCATION OF HOMELESS - 24113	\$23,369.00	\$0.00	\$23,369.00	\$2,483.43	\$18,480.62	\$4,888.38	\$342.00	\$4,546.38	19.45%
24118.0000.000000.0000.000000.0000.00.0000	SUMMARY	\$0.00	\$377,698.00	\$377,698.00	\$50,216.36	\$363,162.72	\$14,535.28	\$0.00	\$14,535.28	3.85%
	Fund: FRUIT & VEGETABLE PROGRAM - 24118	\$0.00	\$377,698.00	\$377,698.00	\$50,216.36	\$363,162.72	\$14,535.28	\$0.00	\$14,535.28	3.85%
24153.0000.000000.0000.000000.0000.00.0000	SUMMARY	\$404,677.00	\$91,168.00	\$495,845.00	\$13,413.16	\$371,078.99	\$124,766.01	\$110,048.71	\$14,717.30	2.97%
	Fund: ENGLISH LANGUAGE ACQUISITION - 24153	\$404,677.00	\$91,168.00	\$495,845.00	\$13,413.16	\$371,078.99	\$124,766.01	\$110,048.71	\$14,717.30	2.97%
24154.0000.000000.0000.000000.0000.00.0000	SUMMARY	\$905,971.00	\$715,111.00	\$1,621,082.00	\$64,321.78	\$609,190.67	\$1,011,891.33	\$163,721.43	\$848,169.90	52.32%
	Fund: TEACHER/PRINCIPAL TRAINING & RECRUITING - 24154	\$905,971.00	\$715,111.00	\$1,621,082.00	\$64,321.78	\$609,190.67	\$1,011,891.33	\$163,721.43	\$848,169.90	52.32%

Gadsden Independent Schools

BUDGET AND EXP REPORT-FUND TOTALS

From Date: 5/1/2017

To Date: 5/31/2017

Fiscal Year: 2016-2017

Include pre encumbrance

Print accounts with zero balance

Filter Encumbrance Detail by Date Range

Exclude inactive accounts with zero balance

Account Number	Description	Budget	Adjustments	GL Budget	Current	YTD	Balance	Encumbrance	Budget Bal	% Rem
24174.0000.00000.0000.000000.0000.00.0000	SUMMARY	\$192,845.00	\$33,039.00	\$225,884.00	\$15,180.74	\$152,681.44	\$73,202.56	\$17,382.50	\$55,820.06	24.71%
	Fund: CARL D PERKINS SECONDARY - CURRENT - 24174	\$192,845.00	\$33,039.00	\$225,884.00	\$15,180.74	\$152,681.44	\$73,202.56	\$17,382.50	\$55,820.06	24.71%
24176.0000.00000.0000.000000.0000.00.0000	SUMMARY	\$0.00	\$36,691.00	\$36,691.00	\$9,681.21	\$21,005.21	\$15,685.79	\$1,070.00	\$14,615.79	39.83%
	Fund: CARL PERKINS REDISTRIBUTION - 24176	\$0.00	\$36,691.00	\$36,691.00	\$9,681.21	\$21,005.21	\$15,685.79	\$1,070.00	\$14,615.79	39.83%
25153.0000.00000.0000.000000.0000.00.0000	SUMMARY	\$1,504,854.00	\$0.00	\$1,504,854.00	\$67,279.26	\$764,524.50	\$740,329.50	\$126,711.19	\$613,618.31	40.78%
	Fund: TITLE XIX MEDICAID 3/21 YEARS - 25153	\$1,504,854.00	\$0.00	\$1,504,854.00	\$67,279.26	\$764,524.50	\$740,329.50	\$126,711.19	\$613,618.31	40.78%
26204.0000.00000.0000.000000.0000.00.0000	SUMMARY	\$1,600,000.00	(\$128,457.00)	\$1,471,543.00	\$11,320.56	\$269,881.20	\$1,201,661.80	\$171,110.57	\$1,030,551.23	70.03%
	Fund: SPACEPORT GRT GRANT - 26204	\$1,600,000.00	(\$128,457.00)	\$1,471,543.00	\$11,320.56	\$269,881.20	\$1,201,661.80	\$171,110.57	\$1,030,551.23	70.03%
26215.0000.00000.0000.000000.0000.00.0000	SUMMARY	\$2,696.00	\$0.00	\$2,696.00	\$0.00	\$195.65	\$2,500.35	\$0.00	\$2,500.35	92.74%
	Fund: THE BRIDGE OF SOUTHERN NEW MEXICO - 26215	\$2,696.00	\$0.00	\$2,696.00	\$0.00	\$195.65	\$2,500.35	\$0.00	\$2,500.35	92.74%
27103.0000.00000.0000.000000.0000.00.0000	SUMMARY	\$0.00	\$32,402.00	\$32,402.00	\$0.00	\$32,402.00	\$0.00	\$0.00	\$0.00	0.00%
	Fund: 2009 DUAL CREDIT INSTRUCTIONAL MATERIALS - 27103	\$0.00	\$32,402.00	\$32,402.00	\$0.00	\$32,402.00	\$0.00	\$0.00	\$0.00	0.00%
27107.0000.00000.0000.000000.0000.00.0000	SUMMARY	\$102,325.00	\$0.00	\$102,325.00	(\$75.27)	\$94,801.04	\$7,523.96	\$3,545.05	\$3,978.91	3.89%
	Fund: 2012 GO BOND STUDENT LIBRARY - 27107	\$102,325.00	\$0.00	\$102,325.00	(\$75.27)	\$94,801.04	\$7,523.96	\$3,545.05	\$3,978.91	3.89%
27114.0000.00000.0000.000000.0000.00.0000	SUMMARY	\$0.00	\$153,750.00	\$153,750.00	\$25,000.00	\$39,908.60	\$113,841.40	\$98,577.14	\$15,264.26	9.93%
	Fund: NM READS TO LEAD! K-3 INITIATIVE - 27114	\$0.00	\$153,750.00	\$153,750.00	\$25,000.00	\$39,908.60	\$113,841.40	\$98,577.14	\$15,264.26	9.93%
27149.0000.00000.0000.000000.0000.00.0000	SUMMARY	\$1,999,179.00	\$0.00	\$1,999,179.00	\$176,898.60	\$1,440,852.21	\$558,326.79	\$315,877.64	\$242,449.15	12.13%
	Fund: PREK INITIATIVE - 27149	\$1,999,179.00	\$0.00	\$1,999,179.00	\$176,898.60	\$1,440,852.21	\$558,326.79	\$315,877.64	\$242,449.15	12.13%
27155.0000.00000.0000.000000.0000.00.0000	SUMMARY	\$0.00	\$182,251.00	\$182,251.00	\$9,103.50	\$79,451.20	\$102,799.80	\$0.00	\$102,799.80	56.41%
	Fund: BREAKFAST FOR ELEMENTARY STUDENTS - 27155	\$0.00	\$182,251.00	\$182,251.00	\$9,103.50	\$79,451.20	\$102,799.80	\$0.00	\$102,799.80	56.41%
27166.0000.00000.0000.000000.0000.00.0000	SUMMARY	\$1,239,593.00	\$18,438.00	\$1,258,031.00	\$0.00	\$785,151.41	\$472,879.59	\$0.00	\$472,879.59	37.59%
	Fund: KINDERGARTEN-THREE PLUS - 27166	\$1,239,593.00	\$18,438.00	\$1,258,031.00	\$0.00	\$785,151.41	\$472,879.59	\$0.00	\$472,879.59	37.59%
28120.0000.00000.0000.000000.0000.00.0000	SUMMARY	\$21,627.00	\$0.00	\$21,627.00	\$0.00	\$0.00	\$21,627.00	\$0.00	\$21,627.00	100.00%
	Fund: NM STATE HIGHWAY DEPT - 28120	\$21,627.00	\$0.00	\$21,627.00	\$0.00	\$0.00	\$21,627.00	\$0.00	\$21,627.00	100.00%
28193.0000.00000.0000.000000.0000.00.0000	SUMMARY	\$101,430.00	\$405,720.00	\$507,150.00	\$23,088.49	\$285,335.24	\$221,814.76	\$45,832.18	\$175,982.58	34.70%
	Fund: CYFD PARENTS AS TEACHERS MODEL - 28193	\$101,430.00	\$405,720.00	\$507,150.00	\$23,088.49	\$285,335.24	\$221,814.76	\$45,832.18	\$175,982.58	34.70%
29135.0000.00000.0000.000000.0000.00.0000	SUMMARY	\$358,173.00	\$37,025.00	\$395,198.00	\$0.00	\$16,110.00	\$379,088.00	\$0.00	\$379,088.00	95.92%
	Fund: IND REV BONDS PILOT - 29135	\$358,173.00	\$37,025.00	\$395,198.00	\$0.00	\$16,110.00	\$379,088.00	\$0.00	\$379,088.00	95.92%
31100.0000.00000.0000.000000.0000.00.0000	SUMMARY	\$22,740,802.00	\$7,994,254.00	\$30,735,056.00	\$144,556.95	\$8,767,955.93	\$21,967,100.07	\$11,877,514.83	\$10,089,585.24	32.83%
	Fund: BOND BUILDING - 31100	\$22,740,802.00	\$7,994,254.00	\$30,735,056.00	\$144,556.95	\$8,767,955.93	\$21,967,100.07	\$11,877,514.83	\$10,089,585.24	32.83%

Gadsden Independent Schools

BUDGET AND EXP REPORT-FUND TOTALS

From Date: 5/1/2017

To Date: 5/31/2017

Fiscal Year: 2016-2017

Include pre encumbrance

Print accounts with zero balance

Filter Encumbrance Detail by Date Range

Exclude inactive accounts with zero balance

Account Number	Description	Budget	Adjustments	GL Budget	Current	YTD	Balance	Encumbrance	Budget Bal	% Rem
31700.0000.000000.0000.000000.0000.00.0000	SUMMARY	\$2,996,618.00	\$2,334,239.00	\$5,330,857.00	\$123,014.84	\$1,881,698.54	\$3,449,158.46	\$718,476.19	\$2,730,682.27	51.22%
	Fund: CAPITAL IMPROVEMENTS SB-9 (STATE MATCH) - 31700	\$2,996,618.00	\$2,334,239.00	\$5,330,857.00	\$123,014.84	\$1,881,698.54	\$3,449,158.46	\$718,476.19	\$2,730,682.27	51.22%
31701.0000.000000.0000.000000.0000.00.0000	SUMMARY	\$5,309,708.00	\$237,653.00	\$5,547,361.00	\$182,398.48	\$1,723,007.54	\$3,824,353.46	\$193,384.04	\$3,630,969.42	65.45%
	Fund: CAPITAL IMPROVEMENTS SB-9 (LOCAL) - 31701	\$5,309,708.00	\$237,653.00	\$5,547,361.00	\$182,398.48	\$1,723,007.54	\$3,824,353.46	\$193,384.04	\$3,630,969.42	65.45%
31900.0000.000000.0000.000000.0000.00.0000	SUMMARY	\$2,374,870.00	(\$276,726.00)	\$2,098,144.00	\$27,285.99	\$1,908,690.63	\$189,453.37	\$66,085.76	\$123,367.61	5.88%
	Fund: ED. TECHNOLOGY EQUIPMENT ACT - 31900	\$2,374,870.00	(\$276,726.00)	\$2,098,144.00	\$27,285.99	\$1,908,690.63	\$189,453.37	\$66,085.76	\$123,367.61	5.88%
41000.0000.000000.0000.000000.0000.00.0000	SUMMARY	\$19,259,108.00	\$351,995.00	\$19,611,103.00	\$1,182,869.95	\$10,880,645.12	\$8,730,457.88	\$0.00	\$8,730,457.88	44.52%
	Fund: DEBT SERVICES - 41000	\$19,259,108.00	\$351,995.00	\$19,611,103.00	\$1,182,869.95	\$10,880,645.12	\$8,730,457.88	\$0.00	\$8,730,457.88	44.52%
43000.0000.000000.0000.000000.0000.00.0000	SUMMARY	\$8,268,173.00	(\$143,208.00)	\$8,124,965.00	\$1,502.50	\$4,022,618.96	\$4,102,346.04	\$0.00	\$4,102,346.04	50.49%
	Fund: TOTAL ED. TECH. DEBT SERVICE SUBFUND - 43000	\$8,268,173.00	(\$143,208.00)	\$8,124,965.00	\$1,502.50	\$4,022,618.96	\$4,102,346.04	\$0.00	\$4,102,346.04	50.49%
Grand Total:		\$226,026,554.00	\$18,756,600.00	\$244,783,154.00	\$13,463,957.31	\$143,955,521.82	\$100,827,632.18	\$33,245,349.98	\$67,582,282.20	27.61%

End of Report