



**GADSDEN INDEPENDENT  
SCHOOL DISTRICT**

**Quarterly Budget Report  
for the  
Month Ended December 31, 2017**



**Board of Education Meeting  
February 15, 2018**

## Table of Contents

- ITEM I: Executive Summary
- ITEM II: Cash Report – December 31, 2017
- ITEM III: Summary of Investments As of  
December 31, 2017
- ITEM IV: Graphs
- Revenues By Fund
  - Expenditures By Fund
  - Operational Fund Expenditures  
and Encumbrances
  - Cash Balance/Temporary Loan  
Balance Trend
  - Outstanding Reimbursements
- ITEM V: Revenue Report – All Funds  
October 1, 2017 – December 31, 2017
- ITEM VI: Budget and Exp Report – Fund Totals  
October 1, 2017 – December 31, 2017
- ITEM VII: State of NM Public School Operating  
Budget – Actuals Revenue Rollup Report  
Second Qtr. 2017-18 (Oct – Dec) –  
Revenue Submitted
- ITEM VIII: State of NM Public School Operating  
Budget – Actuals Expenditure Rollup  
Report Second Qtr. 2017-18 (Oct – Dec) –  
Expenditure Submitted

**Executive Summary  
December 31, 2017  
Quarterly Budget Report**

1. Operational Fund Revenues as of December 31, 2017 - \$50,612,784 which represents 50.19% of budgeted Revenues.

December		
Fiscal Year	Received to Date	Percent of Budget
16-17	\$51,238,514	51.25%
17-18	\$50,612,784	50.19%

2. Operational Fund Expenditures as of December 31, 2017 - \$43,255,812 which represents 37.65% of budgeted Expenditures.

December		
Fiscal Year	Expended to Date	Percent of Budget
16-17	\$45,519,133	38.86%
17-18	\$43,255,812	37.65%

3. The December 31, 2017 Operational Fund Cash Balance before loans was \$32,195,378. The cash balance after temporary loans of \$2,649,510 to the grant funds was \$29,545,868. Grant funds that reported a negative cash balance as of December 31, 2017 totaled \$2,649,510 which represents an increase of \$666,030 from the November 30, 2017 negative balances.
4. As of December 31, 2017, the PED and other grant funding agencies owed the District approximately \$ 2,287,579 for current year grant fund expenditures, \$1,289,568 for Capital Projects and \$1,503,104 for Student Nutrition. These amounts are not reflected in the temporary loans noted in Item 3 above. The negative cash balances noted in Item 3 are a result of the outstanding amounts owed to the District.
5. Total Revenues for all funds as of December 31, 2017- \$81,385,543. Of the total revenues received, the Operational Fund accounted for 62.19%, the Grant Funds 9.90%, Building Funds 15.45%, Debt Service Funds 4.24%, Student Nutrition 3.80%, and all the other funds 4.42%.
6. Total Expenditures for all funds as of December 31, 2017- \$77,230,910. Of the total expenditures incurred, the Operational Fund accounted for 56.01%, the Grant Funds 8.56%, Building Funds 11.98%, Debt Service 13.04%, Student Nutrition 5.63%, and all other funds 4.78%.
7. Direct Instruction expenditures plus encumbrances for the Operational Fund as of December 31, 2017 were \$59,442,561 or 62.40% of the total Operational Fund expenditures.
8. As of December 31, 2017, the District had investments in Certificates of Deposit (CD's) totaling \$1,140,156. The CD's are currently earning interest at a rate of 0.01% with a 60 or 90 day term.
9. Pledged collateral – All bank accounts in compliance at December 31, 2017. See separate report attached Item III Summary of Investments.

10. For the month of December 31, 2017, three schools were randomly selected for review. The review focused on deposit activity and purchasing transactions. For each of the schools selected, deposit activity for the month was reviewed for timeliness of deposit. Purchase orders for the same three schools were reviewed for "after-the-fact POs". Procurement card purchases were reviewed for compliance with District procedures.

	Bank Deposits in excess of 24 hours		After the Fact POs		Findings on Procurement Card purchases	
	Number	Percentage	Number	Percentage	Number	Percentage
Elementary School	0	0%	0	0%	n/a	n/a
Middle School	0	0%	0	0%	0	0%
Elementary School	0	0%	1	10%	0	0%

**Selected items from November 30, 2017 Report:**

1. Operational Fund Revenues as of November 30, 2017 - \$42,146,411 which represents 41.79% of budgeted Revenues.
2. Operational Fund Expenditures as of November 30, 2017 - \$35,321,436 which represents 30.74% of budgeted Expenditures.
3. Total Revenues for all funds as of November 30, 2017- \$68,424,226. Of the total revenues received, the Operational Fund accounted for 61.60%, the Grant Funds 11.28%, Building Funds 17.88%, Debt Service Funds 1.46%, Student Nutrition 3.27%, and all the other funds 4.51%.
4. Total Expenditures for all funds as of November 30, 2017- \$65,575,007. Of the total expenditures incurred, the Operational Fund accounted for 53.86%, the Grant Funds 8.33%, Building Funds 11.61%, Debt Service 15.33%, Student Nutrition 5.30%, and all other funds 5.57%.
5. Direct Instruction expenditures plus encumbrances for the Operational Fund as of November 30, 2017 were \$58,962,537 or 62.73% of the total Operational Fund expenditures.

School District: GADSDEN INDEPENDENT SCHOOL DISTRICT  
 Charter Name:  
 Month/Quarter 12/31/2017

**PED Cash Report  
 for 2017-2018 Fiscal Year**

County: Dona Ana  
 PED No.: 019

Previous Year Report ending date	06/30/2017 12/31/2017	OPERATIONAL FUND 11000	TEACHERAGE FUND 12000	TRANSPORTATION FUND 13000	INST. MATERIALS FUND 14000	FOOD SERVICES FUND 21000	ATHLETICS FUND 22000	NON-INSTRUCT. FUND 23000
<b>Refer to "Instructions for PED Cash Report" for details on how to properly complete this form.</b>								
Total Cash Balance 06/30/2017	+OR-	24,838,405.96	0.00	364.16	1,283,564.88	14,063,193.50	705,696.43	583,074.89
Current Year Rev. to Date (Per Receipts Report-excluding Refunds & including anv Deposits in Transit)	+	50,612,783.79	0.00	2,711,658.00	374,886.26	3,090,083.35	90,031.28	422,000.73
Prior Year Warrants Voided	+	0.00	0.00	0.00	0.00	0.00	0.00	0.00
Total Resources to Date for Current Year 12/31/2017	=	75,451,189.75	0.00	2,712,022.16	1,658,451.14	17,153,276.85	795,727.71	1,005,075.62
Current Year Expenditures to Date Enter as a Minus (Per Expenditure Report)	-	(43,255,812.21)	0.00	(2,680,614.70)	(766,309.25)	(4,348,077.23)	(1,900.40)	(244,854.49)
Permanent Cash Transfers/Reversions * Provide Full Explanation on Last Page	+OR-	0.00	0.00	0.00	0.00	0.00	0.00	0.00
Total Cash	=	32,195,377.54	0.00	31,407.46	892,141.89	12,805,199.62	793,827.31	760,221.13
<b>Other Reconciling Items</b>								
Payroll Liabilities	+	2,527,091.28	0.00	1,611.16	0.00	96,129.97	0.00	0.00
**Adjustments - Provide Full Explanation on Last Page	+OR-	(777,108.88)	0.00	0.00	0.00	0.00	0.00	0.00
TOTAL RECONCILED CASH BALANCE 12/31/2017	=	33,945,359.94	0.00	33,018.62	892,141.89	12,901,329.59	793,827.31	760,221.13
Total Outstanding Loans *** Provide Full Explanation on Last Page	+OR-	(2,649,510.22)	0.00	0.00	0.00	0.00	0.00	0.00
Total Ending Cash 12/31/2017	+OR-	31,295,849.72	0.00	33,018.62	892,141.89	12,901,329.59	793,827.31	760,221.13
				0.00				

School District: GADSDEN INDEPENDENT SCHOOL DISTRICT		PED Cash Report for 2017-2018 Fiscal Year					County: PED No.:	Dona Ana 019
Charter Name:		FEDERAL FLOWTHROUGH FUND 24000	FEDERAL DIRECT FUND 25000	LOCAL GRANTS FUND 26000	STATE FLOWTHROUGH FUND 27000	STATE DIRECT FUND 28000	LOCAL OR STATE FUND 29000	BOND BUILDING FUND 31100
Month/Quarter 12/31/2017								
Total Cash Balance 06/30/2017	=	(2,786,816.95)	2,252,844.79	2,014,217.31	(837,845.67)	(36,979.35)	483,595.91	20,492,075.68
Current Year Rev. to Date (Per Receipts Report-excluding Refunds & including anv Deposits in Transit)	+	5,367,543.65	554,862.31	0.00	2,013,882.77	102,529.05	16,938.49	9,537,630.63
Prior Year Warrants Voided	+	0.00	0.00	0.00	0.00	0.00	0.00	0.00
Total Resources to Date for Current Year 12/31/2017	=	2,580,726.70	2,807,707.10	2,014,217.31	1,176,037.10	65,549.70	500,534.40	30,029,706.31
Current Year Expenditures to Date Enter as a Minus (Per Expenditure Report)	-	(4,502,941.37)	(330,018.45)	(176,239.18)	(1,500,621.84)	(102,748.95)	0.00	(6,382,182.42)
Permanent Cash Transfers/Reversions * Provide Full Explanation on Last Page	+OR-	0.00	0.00	0.00	0.00	0.00	0.00	0.00
Total Cash	=	(1,922,214.67)	2,477,688.65	1,837,978.13	(324,584.74)	(37,199.25)	500,534.40	23,647,523.89
<b>Other Reconciling Items</b>								
Payroll Liabilities	+	238,217.50	19,066.96	1,781.05	46,060.40	4,965.94	0.00	0.00
**Adjustments - Provide Full Explanation on Last Page	-	(10,773.86)	0.00	(5,590.62)	0.00	0.00	0.00	0.00
TOTAL RECONCILED CASH BALANCE 12/31/2017	=	(1,694,771.03)	2,496,755.61	1,834,168.56	(278,524.34)	(32,233.31)	500,534.40	23,647,523.89
Total Outstanding Loans	+OR-	1,694,771.03	0.00	0.00	278,524.34	48,453.31	0.00	0.00
*** Provide Full Explanation on Last Page								
Total Ending Cash 12/31/2017	+OR-	(0.00)	2,496,755.61	1,834,168.56	0.00	16,220.00	500,534.40	23,647,523.89
		(0.00)				0.00		

School District: GADSDEN INDEPENDENT SCHOOL DISTRICT  
 Charter Name:  
 Month/Quarter 12/31/2017

**PED Cash Report  
 for 2017-2018 Fiscal Year**

County: Dona Ana  
 PED No.: 019

		PUBLIC SCHOOL CAPITAL OUTLAY 31200	SPECIAL CAPITAL OUTLAY LOCAL 31300	SPECIAL CAPITAL OUTLAY STATE 31400	SPECIAL CAPITAL OUTLAY FEDERAL 31500	CAPITAL IMPROV. HB 33 31600	CAPITAL IMPROV. SB9 31700	CAPITAL IMPROV. SB9 LOCAL 31701
<b>Total Cash Balance 06/30/2017</b>	=	<b>0.00</b>	<b>0.00</b>	<b>0.00</b>	<b>0.00</b>	<b>0.00</b>	<b>(397,014.53)</b>	<b>3,057,687.38</b>
Current Year Rev. to Date (Per Receipts Report-excluding Refunds & including anv Deposits in Transit)	+	0.00	0.00	0.00	0.00	0.00	571,364.62	472,248.15
Prior Year Warrants Voided	+	0.00	0.00	0.00	0.00	0.00	0.00	0.00
<b>Total Resources to Date for Current Year 12/31/2017</b>	=	<b>0.00</b>	<b>0.00</b>	<b>0.00</b>	<b>0.00</b>	<b>0.00</b>	<b>174,350.09</b>	<b>3,529,935.53</b>
Current Year Expenditures to Date Enter as a Minus (Per Expenditure Report)	-	0.00	0.00	0.00	0.00	0.00	(802,111.62)	(974,583.57)
Permanent Cash Transfers/Reversions * Provide Full Explanation on Last Page	+OR-	0.00	0.00	0.00	0.00	0.00	0.00	0.00
<b>Total Cash</b>	=	<b>0.00</b>	<b>0.00</b>	<b>0.00</b>	<b>0.00</b>	<b>0.00</b>	<b>(627,761.53)</b>	<b>2,555,351.96</b>
<b>Other Reconciling Items</b>								
Payroll Liabilities	+	0.00	0.00	0.00	0.00	0.00	0.00	0.00
**Adjustments - Provide Full Explanation on Last Page	-	0.00	0.00	0.00	0.00	0.00	(0.01)	412,804.51
<b>TOTAL RECONCILED CASH BALANCE 12/31/2017</b>	=	<b>0.00</b>	<b>0.00</b>	<b>0.00</b>	<b>0.00</b>	<b>0.00</b>	<b>(627,761.54)</b>	<b>2,968,156.47</b>
Total Outstanding Loans *** Provide Full Explanation on Last Page	+OR-	0.00	0.00	0.00	0.00	0.00	627,761.54	0.00
<b>Total Ending Cash 12/31/2017</b>	+OR-	<b>0.00</b>	<b>0.00</b>	<b>0.00</b>	<b>0.00</b>	<b>0.00</b>	<b>0.00</b>	<b>2,968,156.47</b>

School District: GADSDEN INDEPENDENT SCHOOL DISTRICT  
 Charter Name:  
 Month/Quarter 12/31/2017

**PED Cash Report  
 for 2017-2018 Fiscal Year**

County: Dona Ana  
 PED No.: 019

		ENERGY EFFICIENCY 31800	ED. TECH EQUIP ACT 31900	PSCOC 20% FUND 32100	DEBT SERVICE FUND 41000	DEFERRED SICK LEAVE FUND 42000	ED TECH DEBT SERVICE FUND 43000	GRAND TOTAL ALL FUNDS
<b>Total Cash Balance 06/30/2017</b>	=	0.00	159,135.81	0.00	6,888,660.63	0.00	1,289,287.98	74,053,148.81
Current Year Rev. to Date (Per Receipts Report-excluding Refunds & including anv Deposits in Transit)	+	0.00	2,000,000.00	0.00	2,883,995.64	0.00	563,104.74	81,385,543.46
Prior Year Warrants Voided	+	0.00	0.00	0.00	0.00	0.00	0.00	0.00
<b>Total Resources to Date for Current Year 12/31/2017</b>	=	0.00	2,159,135.81	0.00	9,772,656.27	0.00	1,852,392.72	155,438,692.27
Current Year Expenditures to Date Enter as a Minus (Per Expenditure Report)	-	0.00	(1,087,674.44)	0.00	(8,068,517.30)	0.00	(2,005,702.23)	(77,230,909.65)
Permanent Cash Transfers/Reversions * Provide Full Explanation on Last Page	+OR-	0.00	0.00	0.00	0.00	0.00	0.00	0.00
<b>Total Cash</b>	=	0.00	1,071,461.37	0.00	1,704,138.97	0.00	(153,309.51)	78,207,782.62
<b>Other Reconciling Items</b>								
Payroll Liabilities	+	0.00	0.00	0.00	0.00	0.00	0.00	2,934,924.26
**Adjustments - Provide Full Explanation on Last Page	-	0.00	0.00	0.00	2,038,309.87	0.00	947,032.29	2,604,673.30
<b>TOTAL RECONCILED CASH BALANCE 12/31/2017</b>	=	0.00	1,071,461.37	0.00	3,742,448.84	0.00	793,722.78	83,747,380.18
Total Outstanding Loans *** Provide Full Explanation on Last Page	+OR-	0.00	0.00	0.00	0.00	0.00	0.00	(0.00)
<b>Total Ending Cash 12/31/2017</b>	+OR-	0.00	1,071,461.37	0.00	3,742,448.84	0.00	793,722.78	83,747,380.18



School District: GADSDEN INDEPENDENT SCHOOL DISTRICT  
 Charter Name:  
 Month/Quarter 12/31/2017

**PED Cash Report  
 for 2017-2018 Fiscal Year**

COUNTY: Dona Ana  
 PED No.: 019

B	C	D +	E +	F +OR-	G +OR-	H +	I	J +OR-
From Bank Statements			Adjustments to Bank Statements			Adjusted Bank Balance	Description	Adjustment Amount
Account Name/Type	Bank	Statement Balance	Overnight Investments	Net Outstanding Items (Checks) Deposits	Outstanding Interbank transfers		From line 12 Grand Total All	
Gadsden ISD Accounts Payable (A/P Clearing)	Wells Fargo	0.00	0.00	(80,179.38)	81,061.63	882.25	*Agency Funds Cash	804,056.50
Gadsden ISD Payroll (Payroll Clearing)	Wells Fargo	0.00	0.00	(112,769.29)	113,671.39	902.10	*Change Fund	(6,420.00)
Gadsden ISD (Operational/Federal Funds)	Wells Fargo	9,750,000.00	27,129,405.61	(631,863.39)	(194,733.02)	36,052,809.20		
Gadsden ISD School Lunch Program (Food Services Fund)	Wells Fargo	0.00	12,900,542.20	873.49	0.00	12,901,415.69		
Gadsden ISD Principal Funds (Activity/Agency Funds)	Wells Fargo	1,550,690.01	0.00	3,573.36	0.00	1,554,263.37		
Gadsden ISD Athletic Fund Account (Athletics Fund)	Wells Fargo	661,275.22	0.00	661,275.22	0.00	661,275.22		
Gadsden ISD Building (Building Funds)	Wells Fargo	0.00	8,731,179.78	627,761.54	0.00	9,358,941.32		
Gadsden ISD Debt Service (Debt Service Funds)	Bank of the West	4,536,171.62	0.00	0.00	0.00	4,536,171.62		
Gadsden ISD Principal Funds (Activity/Agency Funds)	First American Bank	10,000.00	0.00	0.00	0.00	10,000.00		
Gadsden ISD Building (Building Funds)	First American Bank	200,000.00	2,311,639.06	0.00	0.00	2,511,639.06		
Student Lunch Program CD	Wells Fargo	0.00	0.00	0.00	0.00	0.00		
Operational Fund CD	Wells Fargo	1,013,603.41	0.00	0.00	0.00	1,013,603.41		
Athletics Fund CD	Wells Fargo	126,552.09	0.00	0.00	0.00	126,552.09		
Activity Funds CD	Wells Fargo	0.00	0.00	0.00	0.00	0.00		
Building Bond Fund (US Treasury Bills)	Wells Fargo Securities, LLC	0.00	0.00	0.00	0.00	0.00		
Building Fund Government Money Market	Wells Fargo Trust Services	0.00	0.00	0.00	0.00	0.00		
Building Fund - Savings Account	Wells Fargo	5,029,267.41	0.00	0.00	0.00	5,029,267.41		
Gadsden ISD BOK Financial	BOKF	1,293,687.53	0.00	0.00	0.00	1,293,687.53		
Gadsden ISD New Mexico Finance Authority	NMFA	9,493,606.41	0.00	0.00	0.00	9,493,606.41		0.00
<b>Totals</b>		<b>33,664,853.70</b>	<b>51,072,766.65</b>	<b>(192,603.67)</b>	<b>0.00</b>	<b>84,545,016.68</b>		<b>84,545,016.68</b>

Please provide Page 1 of each of your Bank Statement(s).

**Total Cash Balance**

84,737,620.35

0.00

NOTE: Total Column H must equal total Column J

\* PERMANENT CASH TRANSFERS/REVERSIONS (LINE 6)

Please identify all cash transfers and reversion per school district general ledger. Enter the name or fund number on the FROM FUND and TO FUND columns. Please list each transaction separately.

FROM FUND	AMOUNT FROM	TO FUND	Explicit Explanation
	-		
	-		
<b>Sub-Total</b>	<b>-</b>		

\*\* OTHER RECONCILING ITEMS (LINE 8 & 9)

Please identify all reconciling adjustments per school district general ledger. Enter the name or fund number on the FROM FUND and TO FUND columns. Please list each transaction separately.

	FROM FUND	AMOUNT FROM	TO FUND	Explicit Explanation
11000		2,527,091.28	Outside Agencies	Payroll liabilities due to outside agencies
13000		1,611.16	Outside Agencies	Payroll liabilities due to outside agencies
21000		96,129.97	Outside Agencies	Payroll liabilities due to outside agencies
24000		238,217.50	Outside Agencies	Payroll liabilities due to outside agencies
25000		19,066.96	Outside Agencies	Payroll liabilities due to outside agencies
26000		1,781.05	Outside Agencies	Payroll liabilities due to outside agencies
27000		46,060.40	Outside Agencies	Payroll liabilities due to outside agencies
28000		4,965.94	Outside Agencies	Payroll liabilities due to outside agencies
<b>Sub-Total (per line 8)</b>		<u><u>2,934,924.26</u></u>		
11000		22,516.60	Outside Vendors	Accounts Payable
Various Funds		(810,307.30)	11000	Unreimbursed Workers Compensation Premium
11000		10,681.82	Wageworks	Accounts Payable
24101		(10,773.86)	Outside Vendors	Accounts Payable Accruals
26204		(5,590.62)	Anthony Charter School	Accounts Payable
31700		(0.01)	CRS State Tax	Accounts Payable
31701		412,804.51	Dona Ana County	Accounts Receivable
41000		2,038,309.87	Dona Ana County	Accounts Receivable
43000		947,032.29	Dona Ana County	Accounts Receivable
<b>Sub-Total (per line 9)</b>		<u><u>2,604,673.30</u></u>		

\*\*\* TOTAL OUTSTANDING LOANS (LINE 11)

Please identify all outstanding loans per school district general ledger. Enter the name or fund number on the FROM FUND and TO FUND columns. Please list each transaction separately.

FROM FUND	AMOUNT FROM	TO FUND	Explicit Explanation	
11000	(1,694,771.03)	24000	(2,649,510.22)	(0.00)
11000	0.00	25000		
11000	0.00	26000		
11000	(278,524.34)	27000		
11000	(48,453.31)	28000		
11000	0.00	29000		
11000	0.00	12000		
11000	0.00	13000		
11000	0.00	14000		
11000	0.00	21000		
11000	0.00	22000		
11000	0.00	31100		
11000	(627,761.54)	31700		
11000		31900		
24000	1,694,771.03	11000	1,694,771.03	-
25000		11000	-	-
26000		11000	-	-
27000	278,524.34	11000	278,524.34	-
28000	48,453.31	11000	48,453.31	-
29000		11000	-	-
12000		11000	-	-
13000		11000	-	-
14000		11000	-	-
21000		11000	-	-
22000		11000	-	-
23000		29000	-	-
31100	0.00	11000	-	-
31400	0.00	11000	-	-
31500	0.00	11000	-	-
31600	0.00	11000	-	-
31700	627,761.54	11000	627,761.54	-
31701	0.00	11000	-	-
31900		11000	-	-
	<u>0.00</u>		<u>(0.00)</u>	<u>(0.00)</u>

I, hereby, certify that the information contained in this cash report reconciles to the General Ledger.

Signature of Licenced Business Manager \_\_\_\_\_

Date \_\_\_\_\_

**Summary of Investments  
As of December 31, 2017**

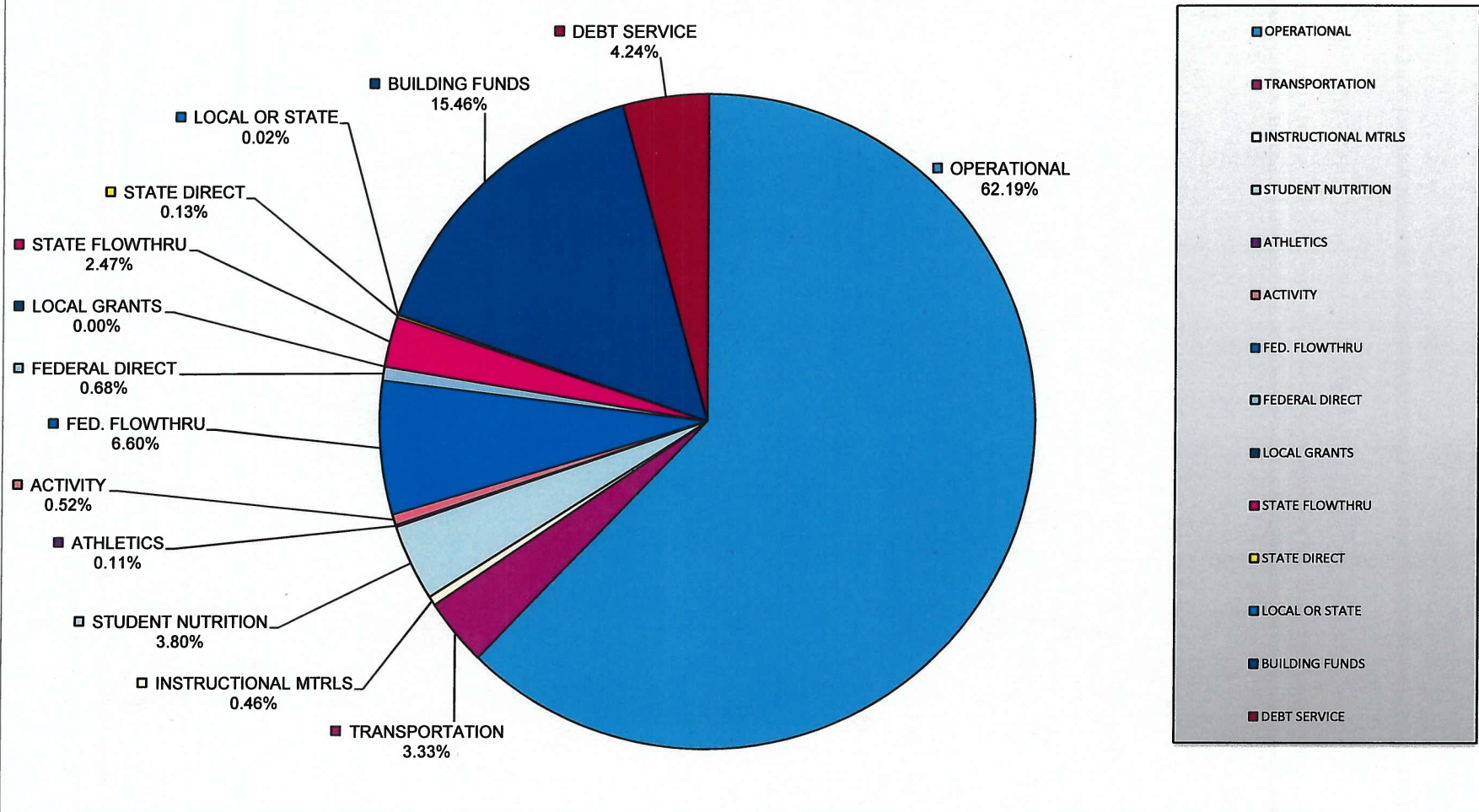
**Uninsured / Uncollateralized Funds:**

	Wells Fargo Bank			Bank of the West	First American Bank		BOK Financial	NMFA	Total
	Deposit & Savings Accounts and CDs	Repo Accounts	Wells Fargo Trust Services	Deposit Account	Deposit Account	Repo Account	US Treasury	US Treasury	
Deposits, CDs and Treasury Bills	18,131,388.14	48,761,127.59	-	4,536,171.62	210,000.00	2,311,639.06	1,293,687.53	9,493,606.41	84,737,620.35
Less FDIC insurance	500,000.00	-	-	250,000.00	250,000.00	-	-	-	
Less investments in US Obligations	-	-	-	-	-	-	1,293,687.53	9,493,606.41	
Uninsured public funds	17,631,388.14	48,761,127.59	-	4,286,171.62	-	2,311,639.06	-	-	
50%/102% collateral requirement	8,815,694.07	49,736,350.14	-	2,143,085.81	-	2,357,871.84	-	-	
Pledged Security - Market Value	10,124,059.12	49,736,351.09	-	2,307,306.00	-	3,848,551.36	-	-	
Over (under) - Collateralized	1,308,365.05	0.95	-	164,220.19	-	1,490,679.52	-	-	
Uninsured / Uncollateralized Funds	7,507,329.02			1,978,865.62					9,486,194.64

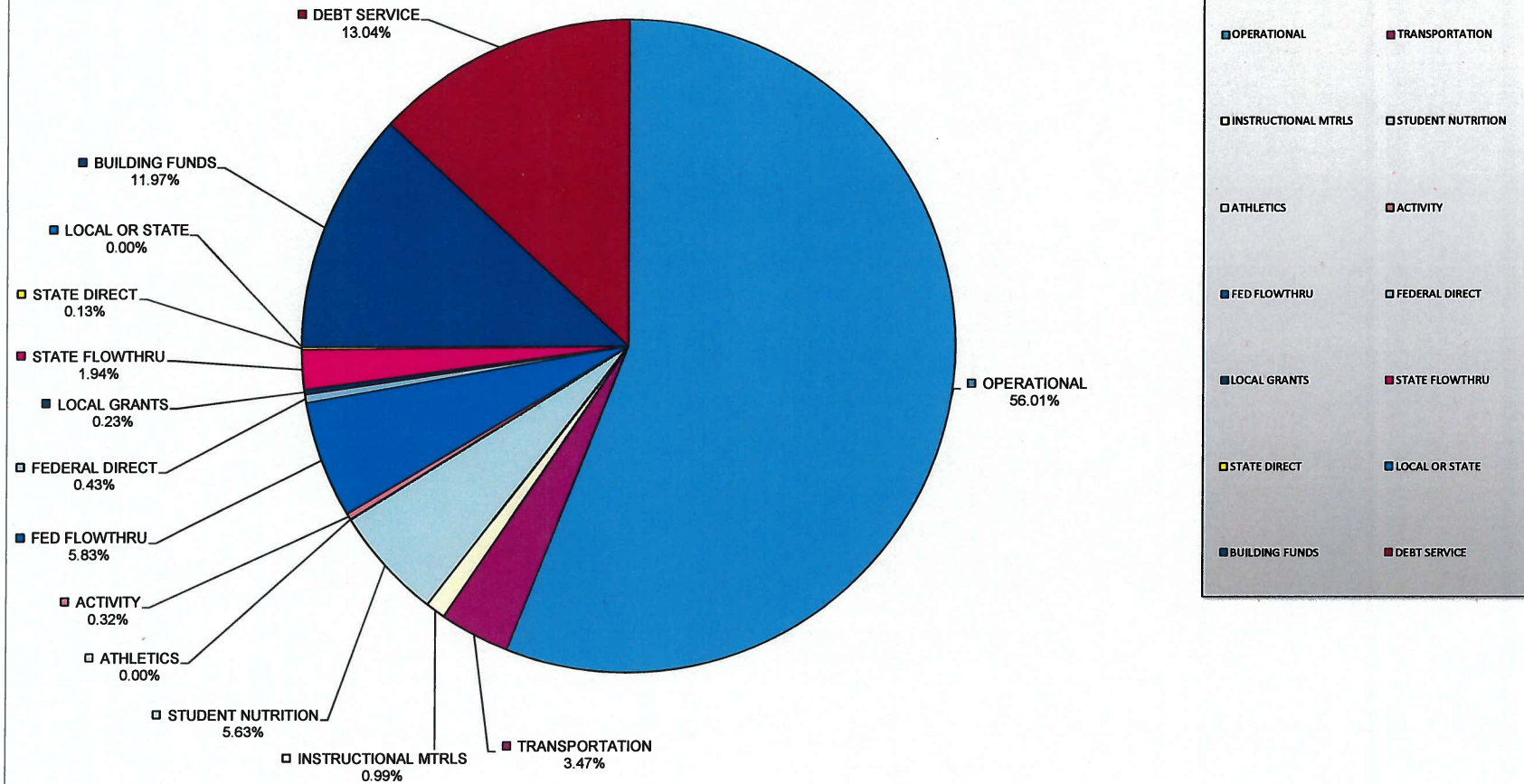
**Investments in CDs:**

Certificates of Deposit			
Account Name	Interest Rate	Maturity Date	Bank Balance
Operational - 7658	0.01%	3/12/2018	\$ 1,013,603.41
Activity - 1138	0.00%		\$ -
Athletics - 3928	0.00%		\$ -
Athletics - 7690	0.01%	2/27/2018	\$ 101,357.14
Athletics - 9305	0.01%	2/28/2018	\$ 25,194.95
			<b>\$ 1,140,155.50</b>

# GISD 2017-18 REVENUES BY FUND DECEMBER 2017

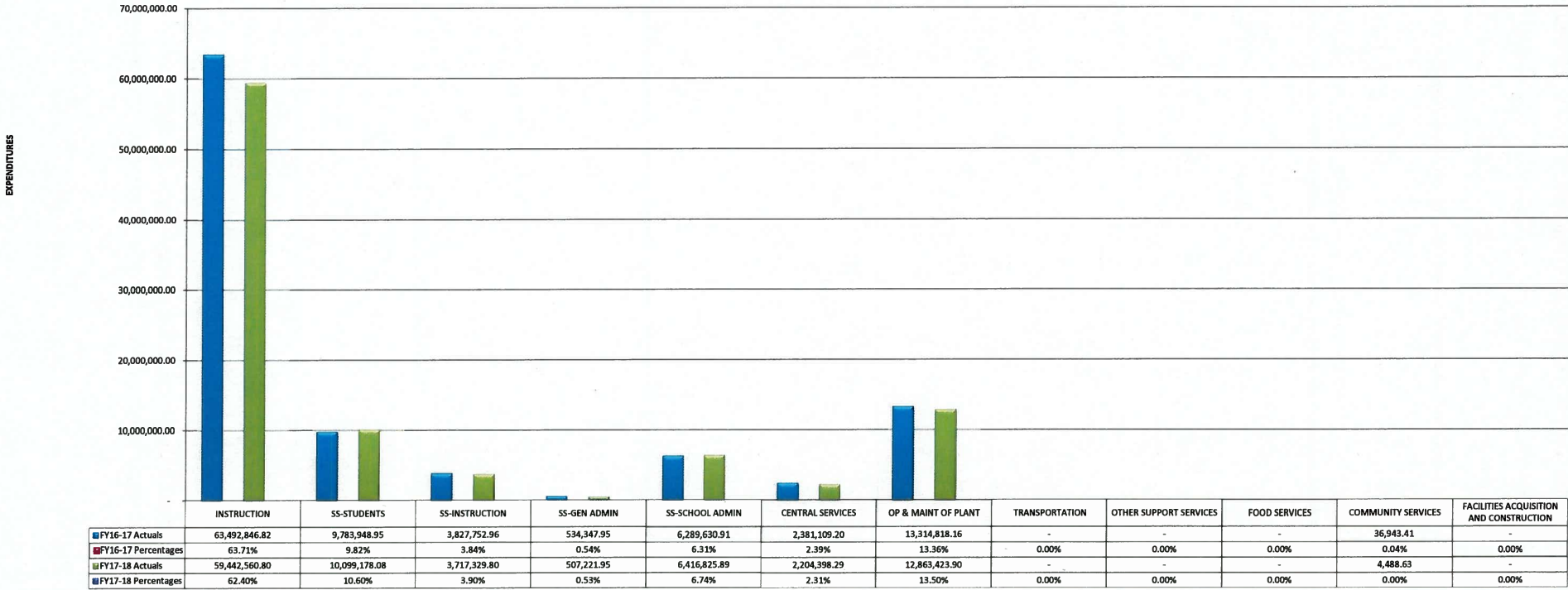


## GISD 2017-18 EXPENDITURES BY FUND DECEMBER 2017

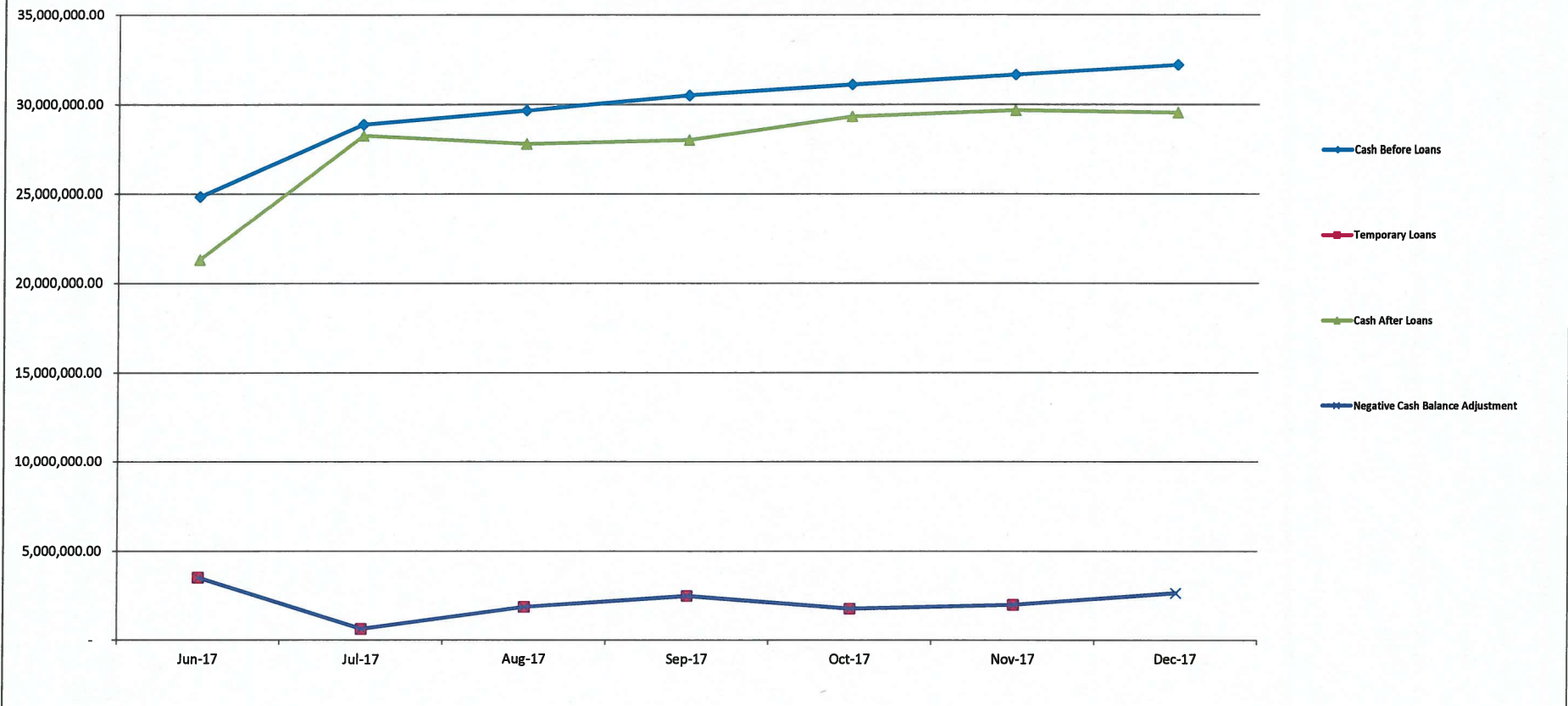


■ OPERATIONAL	■ TRANSPORTATION
□ INSTRUCTIONAL MTRLS	□ STUDENT NUTRITION
□ ATHLETICS	■ ACTIVITY
■ FED FLOWTHRU	□ FEDERAL DIRECT
■ LOCAL GRANTS	■ STATE FLOWTHRU
■ STATE DIRECT	■ LOCAL OR STATE
■ BUILDING FUNDS	■ DEBT SERVICE

**OPERATIONAL FUND EXPENDITURES AND ENCUMBRANCES FOR DECEMBER 2017  
COMPARED TO DECEMBER 2016**

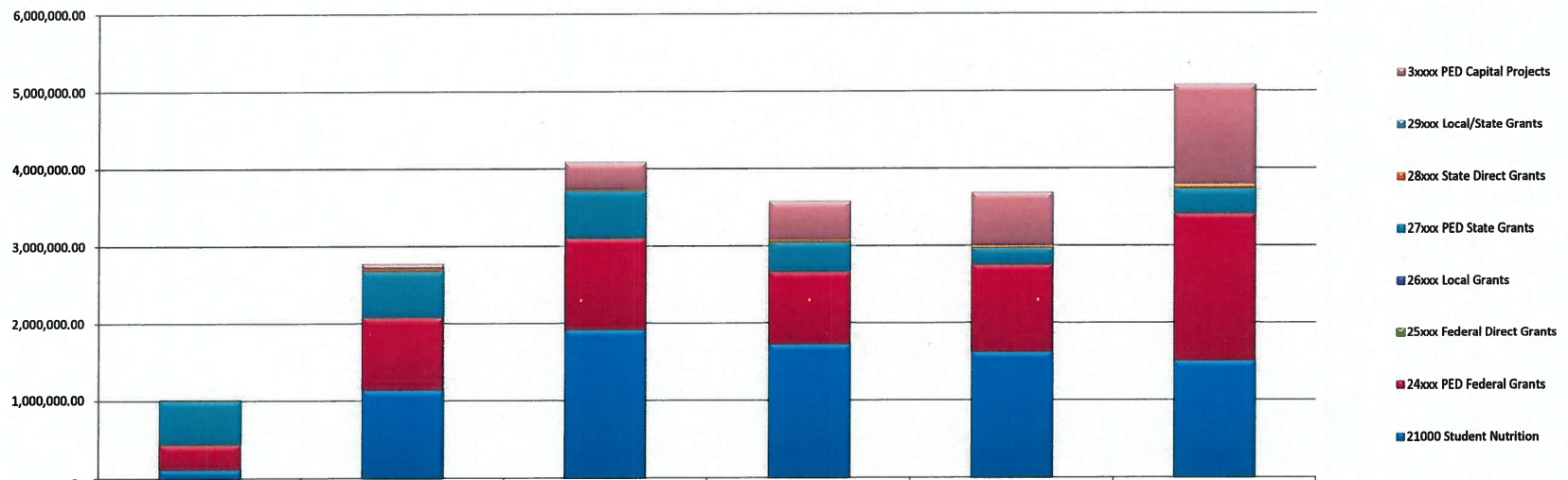


**GISD 2017-18 Cash Balance / Temporary Loan Balance Trend  
JUNE 2017 - DECEMBER 2017**





### GISD 2017-18 Outstanding Reimbursements December 2017



	Jul-17	Aug-17	Sep-17	Oct-17	Nov-17	Dec-17
30000 PED Capital Projects	-	69,252.64	351,712.29	493,335.11	682,469.71	1,289,567.73
29000 Local/State Grants	-	-	-	-	-	-
28000 State Direct Grants	15,720.33	30,825.44	18,504.26	35,216.51	33,023.01	53,419.25
27000 PED State Grants	562,779.81	600,107.02	612,456.44	381,707.68	214,326.91	324,584.74
26000 Local Grants	-	-	-	-	-	-
25000 Federal Direct Grants	-	-	-	-	-	-
24000 PED Federal Grants	323,952.89	944,693.91	1,191,049.07	944,193.99	1,136,112.93	1,909,575.26
21000 Student Nutrition	115,282.20	1,135,378.63	1,914,516.26	1,724,436.47	1,619,044.33	1,503,104.42

# Gadsden Independent Schools

## Revenue Report - All Funds

From Date: 10/1/2017

To Date: 12/31/2017

Fiscal Year: 2017-2018

- Include pre encumbrance       Print accounts with zero balance       Filter Encumbrance Detail by Date Range  
 Exclude inactive accounts with zero balance

Account Number	Description	Budget	Adjustments	GL Budget	Current	YTD	Balance	Encumbrance	Budget Bal	% Rem
11000.0000.41110.0000.000000.0000.00.0000	AD VALOREM TAXES - SCHOOL DISTRICT	(\$366,550.00)	\$0.00	(\$366,550.00)	(\$74,631.47)	(\$95,684.54)	(\$270,865.46)	\$0.00	(\$270,865.46)	73.90%
11000.0000.41500.0000.000000.0000.00.0000	INVESTMENT INCOME	(\$2,000.00)	\$0.00	(\$2,000.00)	(\$5,831.40)	(\$11,316.84)	\$9,316.84	\$0.00	\$9,316.84	-465.84%
11000.0000.41701.0000.000000.0000.00.0000	FEES - ACTIVITIES	\$0.00	\$0.00	\$0.00	\$0.00	(\$38.00)	\$38.00	\$0.00	\$38.00	0.00%
11000.0000.41705.0000.000000.0000.00.0000	FEES - USERS	\$0.00	\$0.00	\$0.00	(\$58.00)	(\$134.00)	\$134.00	\$0.00	\$134.00	0.00%
11000.0000.41706.0000.000000.0000.00.0000	FEES - SUMMER SCHOOL	\$0.00	\$0.00	\$0.00	\$0.00	(\$646.00)	\$646.00	\$0.00	\$646.00	0.00%
11000.0000.41910.0000.000000.0000.00.0000	RENTALS	(\$28,000.00)	\$0.00	(\$28,000.00)	(\$21,105.15)	(\$37,503.43)	\$9,503.43	\$0.00	\$9,503.43	-33.94%
11000.0000.41980.0000.000000.0000.00.0000	REFUND OF PRIOR YEAR'S EXPENDITURES	\$0.00	\$0.00	\$0.00	(\$780.84)	(\$16,221.71)	\$16,221.71	\$0.00	\$16,221.71	0.00%
11000.0000.43101.0000.000000.0000.00.0000	STATE EQUALIZATION GUARANTEE	(\$100,220,813.00)	\$0.00	(\$100,220,813.00)	(\$25,055,202.00)	(\$50,110,404.00)	(\$50,110,409.00)	\$0.00	(\$50,110,409.00)	50.00%
11000.0000.43212.0000.000000.0000.00.0000	STATE FLOWTHROUGH - INDIRECT COSTS	(\$9,000.00)	\$0.00	(\$9,000.00)	(\$4,535.95)	(\$7,476.40)	(\$1,523.60)	\$0.00	(\$1,523.60)	16.93%
11000.0000.43213.0000.000000.0000.00.0000	OTHER GRANTS - INDIRECT COSTS	(\$7,000.00)	\$0.00	(\$7,000.00)	(\$2,964.25)	(\$5,604.37)	(\$1,395.63)	\$0.00	(\$1,395.63)	19.94%
11000.0000.43216.0000.000000.0000.00.0000	FEES - GOVERNMENTAL AGENCIES	(\$80,000.00)	\$0.00	(\$80,000.00)	(\$194.00)	(\$31,880.98)	(\$48,119.02)	\$0.00	(\$48,119.02)	60.15%
11000.0000.44107.0000.000000.0000.00.0000	FEDERAL DIRECT - INDIRECT COSTS	(\$10,000.00)	\$0.00	(\$10,000.00)	(\$3,704.97)	(\$6,629.47)	(\$3,370.53)	\$0.00	(\$3,370.53)	33.71%
11000.0000.44205.0000.000000.0000.00.0000	FEDERAL FLOWTHROUGH - INDIRECT COSTS	(\$124,000.00)	\$0.00	(\$124,000.00)	(\$50,002.30)	(\$84,744.20)	(\$39,255.80)	\$0.00	(\$39,255.80)	31.66%
11000.0000.45304.0000.000000.0000.00.0000	SALE OF PERSONAL PROPERTY/EQUIPMENT	\$0.00	\$0.00	\$0.00	(\$22,470.51)	(\$23,215.51)	\$23,215.51	\$526.00	\$22,689.51	0.00%
11000.0000.46100.0000.000000.0000.00.0000	ACCESS BOARD (E-RATE)	\$0.00	\$0.00	\$0.00	\$0.00	(\$181,284.34)	\$181,284.34	\$0.00	\$181,284.34	0.00%
	Function: REVENUE/BALANCE SHEET - 0000	(\$100,847,363.00)	\$0.00	(\$100,847,363.00)	(\$25,241,480.84)	(\$50,612,783.79)	(\$50,234,579.21)	\$526.00	(\$50,235,105.21)	49.81%
	Fund: OPERATIONAL - 11000	(\$100,847,363.00)	\$0.00	(\$100,847,363.00)	(\$25,241,480.84)	(\$50,612,783.79)	(\$50,234,579.21)	\$526.00	(\$50,235,105.21)	49.81%
13000.0000.43206.0000.000000.0000.00.0000	TRANSPORTATION DISTRIBUTION	(\$4,971,376.00)	\$0.00	(\$4,971,376.00)	(\$1,355,829.00)	(\$2,711,658.00)	(\$2,259,718.00)	\$0.00	(\$2,259,718.00)	45.45%
	Function: REVENUE/BALANCE SHEET - 0000	(\$4,971,376.00)	\$0.00	(\$4,971,376.00)	(\$1,355,829.00)	(\$2,711,658.00)	(\$2,259,718.00)	\$0.00	(\$2,259,718.00)	45.45%
	Fund: PUPIL TRANSPORTATION - 13000	(\$4,971,376.00)	\$0.00	(\$4,971,376.00)	(\$1,355,829.00)	(\$2,711,658.00)	(\$2,259,718.00)	\$0.00	(\$2,259,718.00)	45.45%
14000.0000.41980.0000.000000.0000.00.0000	REFUND OF PRIOR YEAR'S EXPENDITURES	\$0.00	\$0.00	\$0.00	(\$696.44)	(\$810.42)	\$810.42	\$0.00	\$810.42	0.00%
14000.0000.43207.0000.000000.0000.00.0000	INSTRUCTIONAL MATERIALS - CREDIT	(\$187,286.00)	\$0.00	(\$187,286.00)	\$0.00	\$0.00	(\$187,286.00)	\$0.00	(\$187,286.00)	100.00%
14000.0000.43211.0000.000000.0000.00.0000	INSTRUCTIONAL MATERIALS - CASH	(\$187,286.00)	\$0.00	(\$187,286.00)	(\$374,075.84)	(\$374,075.84)	\$186,789.84	\$0.00	\$186,789.84	-99.74%
	Function: REVENUE/BALANCE SHEET - 0000	(\$374,572.00)	\$0.00	(\$374,572.00)	(\$374,772.28)	(\$374,886.26)	\$314.26	\$0.00	\$314.26	-0.08%
	Fund: INSTRUCTIONAL MATERIALS - 14000	(\$374,572.00)	\$0.00	(\$374,572.00)	(\$374,772.28)	(\$374,886.26)	\$314.26	\$0.00	\$314.26	-0.08%
21000.0000.41500.0000.000000.0000.00.0000	INVESTMENT INCOME	(\$800.00)	\$0.00	(\$800.00)	(\$2,603.06)	(\$5,356.12)	\$4,556.12	\$0.00	\$4,556.12	-569.52%
21000.0000.41603.0000.000000.0000.00.0000	FEES-ADULTS/FOOD SERVICES	(\$70,000.00)	\$0.00	(\$70,000.00)	(\$31,636.75)	(\$44,750.70)	(\$25,249.30)	\$0.00	(\$25,249.30)	36.07%
21000.0000.41605.0000.000000.0000.00.0000	FEES - OTHER/FOOD SERVICES	(\$80,000.00)	\$0.00	(\$80,000.00)	(\$38,903.94)	(\$44,405.59)	(\$35,594.41)	\$0.00	(\$35,594.41)	44.49%
21000.0000.41980.0000.000000.0000.00.0000	REFUND OF PRIOR YEAR'S EXPENDITURES	\$0.00	\$0.00	\$0.00	(\$1,104.91)	(\$1,104.91)	\$1,104.91	\$0.00	\$1,104.91	0.00%
21000.0000.43203.0000.000000.0000.00.0000	STATE DIRECT GRANTS	(\$150,000.00)	\$0.00	(\$150,000.00)	\$0.00	(\$25,830.37)	(\$124,169.63)	\$0.00	(\$124,169.63)	82.78%
21000.0000.44500.0000.000000.0000.00.0000	RESTRICTED GRANTS-IN-AID FROM THE FEDERAL	(\$8,000,000.00)	\$0.00	(\$8,000,000.00)	(\$2,744,532.90)	(\$2,968,635.66)	(\$5,031,364.34)	\$0.00	(\$5,031,364.34)	62.89%
	Function: REVENUE/BALANCE SHEET - 0000	(\$8,300,800.00)	\$0.00	(\$8,300,800.00)	(\$2,818,781.56)	(\$3,090,083.35)	(\$5,210,716.65)	\$0.00	(\$5,210,716.65)	62.77%

## Gadsden Independent Schools

### Revenue Report - All Funds

From Date: 10/1/2017

To Date: 12/31/2017

Fiscal Year: 2017-2018

Include pre encumbrance

Print accounts with zero balance

Filter Encumbrance Detail by Date Range

Exclude inactive accounts with zero balance

Account Number	Description	Budget	Adjustments	GL Budget	Current	YTD	Balance	Encumbrance	Budget Bal	% Rem
	Fund: FOOD SERVICES - 21000	(\$8,300,800.00)	\$0.00	(\$8,300,800.00)	(\$2,818,781.56)	(\$3,090,083.35)	(\$5,210,716.65)	\$0.00	(\$5,210,716.65)	62.77%
22000.0000.41500.0000.000000.0000.00.0000	INVESTMENT INCOME	\$0.00	\$0.00	\$0.00	(\$3.35)	(\$7.28)	\$7.28	\$0.00	\$7.28	0.00%
22000.0000.41705.0000.000000.0000.00.0000	FEES - USERS	(\$110,000.00)	\$0.00	(\$110,000.00)	(\$45,270.00)	(\$90,024.00)	(\$19,976.00)	\$0.00	(\$19,976.00)	18.16%
	Function: REVENUE/BALANCE SHEET - 0000	(\$110,000.00)	\$0.00	(\$110,000.00)	(\$45,273.35)	(\$90,031.28)	(\$19,968.72)	\$0.00	(\$19,968.72)	18.15%
	Fund: ATHLETICS - 22000	(\$110,000.00)	\$0.00	(\$110,000.00)	(\$45,273.35)	(\$90,031.28)	(\$19,968.72)	\$0.00	(\$19,968.72)	18.15%
23000.0000.41701.0000.000000.0000.00.0000	FEES - ACTIVITIES	(\$380,000.00)	\$0.00	(\$380,000.00)	(\$192,685.94)	(\$405,938.63)	\$25,938.63	\$128.68	\$25,809.95	-6.79%
23000.0000.41705.0000.000000.0000.00.0000	FEES - USERS	\$0.00	\$0.00	\$0.00	(\$60.00)	(\$935.00)	\$935.00	\$0.00	\$935.00	0.00%
23000.0000.41706.0000.000000.0000.00.0000	FEES - SUMMER SCHOOL	\$0.00	\$0.00	\$0.00	\$0.00	(\$299.00)	\$299.00	\$0.00	\$299.00	0.00%
23000.0000.41920.0000.000000.0000.00.0000	CONTRIBUTIONS AND DONATIONS FROM PRIVATE	(\$40,000.00)	\$0.00	(\$40,000.00)	(\$8,035.37)	(\$14,828.10)	(\$25,171.90)	\$0.00	(\$25,171.90)	62.93%
	Function: REVENUE/BALANCE SHEET - 0000	(\$420,000.00)	\$0.00	(\$420,000.00)	(\$200,781.31)	(\$422,000.73)	\$2,000.73	\$128.68	\$1,872.05	-0.45%
	Fund: NON-INSTRUCTIONAL SUPPORT - 23000	(\$420,000.00)	\$0.00	(\$420,000.00)	(\$200,781.31)	(\$422,000.73)	\$2,000.73	\$128.68	\$1,872.05	-0.45%
24101.0000.41980.0000.000000.0000.00.0000	REFUND OF PRIOR YEAR'S EXPENDITURES	\$0.00	\$0.00	\$0.00	\$0.00	(\$73.54)	\$73.54	\$0.00	\$73.54	0.00%
24101.0000.44500.0000.000000.0000.00.0000	RESTRICTED GRANTS-IN-AID FROM THE FEDERAL	(\$6,783,607.00)	\$0.00	(\$6,783,607.00)	(\$736,348.27)	(\$2,683,071.91)	(\$4,100,535.09)	\$0.00	(\$4,100,535.09)	60.45%
24101.0000.44504.0000.000000.0000.00.0000	REVENUE-CARRYOVER	(\$750,000.00)	\$0.00	(\$750,000.00)	\$0.00	\$0.00	(\$750,000.00)	\$0.00	(\$750,000.00)	100.00%
	Function: REVENUE/BALANCE SHEET - 0000	(\$7,533,607.00)	\$0.00	(\$7,533,607.00)	(\$736,348.27)	(\$2,683,145.45)	(\$4,850,461.55)	\$0.00	(\$4,850,461.55)	64.38%
	Fund: TITLE I - IASA - 24101	(\$7,533,607.00)	\$0.00	(\$7,533,607.00)	(\$736,348.27)	(\$2,683,145.45)	(\$4,850,461.55)	\$0.00	(\$4,850,461.55)	64.38%
24103.0000.44500.0000.000000.0000.00.0000	RESTRICTED GRANTS-IN-AID FROM THE FEDERAL	(\$75,753.00)	\$0.00	(\$75,753.00)	(\$7,694.05)	(\$21,380.71)	(\$54,372.29)	\$0.00	(\$54,372.29)	71.78%
	Function: REVENUE/BALANCE SHEET - 0000	(\$75,753.00)	\$0.00	(\$75,753.00)	(\$7,694.05)	(\$21,380.71)	(\$54,372.29)	\$0.00	(\$54,372.29)	71.78%
	Fund: MIGRANT CHILDREN EDUCATION - 24103	(\$75,753.00)	\$0.00	(\$75,753.00)	(\$7,694.05)	(\$21,380.71)	(\$54,372.29)	\$0.00	(\$54,372.29)	71.78%
24106.0000.44500.0000.000000.0000.00.0000	RESTRICTED GRANTS-IN-AID FROM THE FEDERAL	(\$3,177,464.00)	\$0.00	(\$3,177,464.00)	(\$662,485.03)	(\$1,764,563.22)	(\$1,412,900.78)	\$0.00	(\$1,412,900.78)	44.47%
24106.0000.45304.0000.000000.0000.00.0000	SALE OF PERSONAL PROPERTY/EQUIPMENT	\$0.00	\$0.00	\$0.00	(\$502.00)	(\$502.00)	\$502.00	\$0.00	\$502.00	0.00%
	Function: REVENUE/BALANCE SHEET - 0000	(\$3,177,464.00)	\$0.00	(\$3,177,464.00)	(\$662,987.03)	(\$1,765,065.22)	(\$1,412,398.78)	\$0.00	(\$1,412,398.78)	44.45%
	Fund: ENTITLEMENT IDEA-B - 24106	(\$3,177,464.00)	\$0.00	(\$3,177,464.00)	(\$662,987.03)	(\$1,765,065.22)	(\$1,412,398.78)	\$0.00	(\$1,412,398.78)	44.45%
24108.0000.44500.0000.000000.0000.00.0000	RESTRICTED GRANTS-IN-AID FROM THE FEDERAL	\$0.00	\$0.00	\$0.00	\$0.00	(\$1,764.90)	\$1,764.90	\$0.00	\$1,764.90	0.00%
	Function: REVENUE/BALANCE SHEET - 0000	\$0.00	\$0.00	\$0.00	\$0.00	(\$1,764.90)	\$1,764.90	\$0.00	\$1,764.90	0.00%
	Fund: NEW MEXICO AUTISM PROJECT - 24108	\$0.00	\$0.00	\$0.00	\$0.00	(\$1,764.90)	\$1,764.90	\$0.00	\$1,764.90	0.00%
24109.0000.44500.0000.000000.0000.00.0000	RESTRICTED GRANTS-IN-AID FROM THE FEDERAL	(\$68,359.00)	\$0.00	(\$68,359.00)	(\$12,562.28)	(\$39,933.98)	(\$28,425.02)	\$0.00	(\$28,425.02)	41.58%
	Function: REVENUE/BALANCE SHEET - 0000	(\$68,359.00)	\$0.00	(\$68,359.00)	(\$12,562.28)	(\$39,933.98)	(\$28,425.02)	\$0.00	(\$28,425.02)	41.58%
	Fund: PRESCHOOL IDEA-B - 24109	(\$68,359.00)	\$0.00	(\$68,359.00)	(\$12,562.28)	(\$39,933.98)	(\$28,425.02)	\$0.00	(\$28,425.02)	41.58%

## Gadsden Independent Schools

### Revenue Report - All Funds

From Date: 10/1/2017

To Date: 12/31/2017

Fiscal Year: 2017-2018

- Include pre encumbrance       Print accounts with zero balance       Filter Encumbrance Detail by Date Range  
 Exclude inactive accounts with zero balance

Account Number	Description	Budget	Adjustments	GL Budget	Current	YTD	Balance	Encumbrance	Budget Bal	% Rem
24113.0000.44500.0000.00000000.0000.00.0000	RESTRICTED GRANTS-IN-AID FROM THE FEDERAL	\$0.00	(\$29,913.00)	(\$29,913.00)	\$0.00	(\$190.56)	(\$29,722.44)	\$0.00	(\$29,722.44)	99.36%
	Function: REVENUE/BALANCE SHEET - 0000	\$0.00	(\$29,913.00)	(\$29,913.00)	\$0.00	(\$190.56)	(\$29,722.44)	\$0.00	(\$29,722.44)	99.36%
	Fund: EDUCATION OF HOMELESS - 24113	\$0.00	(\$29,913.00)	(\$29,913.00)	\$0.00	(\$190.56)	(\$29,722.44)	\$0.00	(\$29,722.44)	99.36%
24153.0000.44500.0000.00000000.0000.00.0000	RESTRICTED GRANTS-IN-AID FROM THE FEDERAL	(\$507,601.00)	\$0.00	(\$507,601.00)	(\$235,453.13)	(\$351,849.18)	(\$155,751.82)	\$0.00	(\$155,751.82)	30.68%
	Function: REVENUE/BALANCE SHEET - 0000	(\$507,601.00)	\$0.00	(\$507,601.00)	(\$235,453.13)	(\$351,849.18)	(\$155,751.82)	\$0.00	(\$155,751.82)	30.68%
	Fund: ENGLISH LANGUAGE ACQUISITION - 24153	(\$507,601.00)	\$0.00	(\$507,601.00)	(\$235,453.13)	(\$351,849.18)	(\$155,751.82)	\$0.00	(\$155,751.82)	30.68%
24154.0000.44500.0000.00000000.0000.00.0000	RESTRICTED GRANTS-IN-AID FROM THE FEDERAL	(\$905,023.00)	\$0.00	(\$905,023.00)	(\$155,342.93)	(\$438,551.27)	(\$466,471.73)	\$0.00	(\$466,471.73)	51.54%
	Function: REVENUE/BALANCE SHEET - 0000	(\$905,023.00)	\$0.00	(\$905,023.00)	(\$155,342.93)	(\$438,551.27)	(\$466,471.73)	\$0.00	(\$466,471.73)	51.54%
	Fund: TEACHER/PRINCIPAL TRAINING & RECRUITING - 24154	(\$905,023.00)	\$0.00	(\$905,023.00)	(\$155,342.93)	(\$438,551.27)	(\$466,471.73)	\$0.00	(\$466,471.73)	51.54%
24174.0000.44500.0000.00000000.0000.00.0000	RESTRICTED GRANTS-IN-AID FROM THE FEDERAL	(\$192,845.00)	\$0.00	(\$192,845.00)	\$0.00	(\$17,477.76)	(\$175,367.24)	\$0.00	(\$175,367.24)	90.94%
	Function: REVENUE/BALANCE SHEET - 0000	(\$192,845.00)	\$0.00	(\$192,845.00)	\$0.00	(\$17,477.76)	(\$175,367.24)	\$0.00	(\$175,367.24)	90.94%
	Fund: CARL D PERKINS SECONDARY - CURRENT - 24174	(\$192,845.00)	\$0.00	(\$192,845.00)	\$0.00	(\$17,477.76)	(\$175,367.24)	\$0.00	(\$175,367.24)	90.94%
24175.0000.44500.0000.00000000.0000.00.0000	RESTRICTED GRANTS-IN-AID FROM THE FEDERAL	\$0.00	(\$31,483.00)	(\$31,483.00)	\$0.00	(\$31,150.00)	(\$333.00)	\$0.00	(\$333.00)	1.06%
	Function: REVENUE/BALANCE SHEET - 0000	\$0.00	(\$31,483.00)	(\$31,483.00)	\$0.00	(\$31,150.00)	(\$333.00)	\$0.00	(\$333.00)	1.06%
	ARL D PERKINS SECONDARY - PY UNLIQ. OBLIGATIONS - 24175	\$0.00	(\$31,483.00)	(\$31,483.00)	\$0.00	(\$31,150.00)	(\$333.00)	\$0.00	(\$333.00)	1.06%
24176.0000.44500.0000.00000000.0000.00.0000	RESTRICTED GRANTS-IN-AID FROM THE FEDERAL	(\$15,367.00)	\$0.00	(\$15,367.00)	\$0.00	(\$17,034.62)	\$1,667.62	\$0.00	\$1,667.62	-10.85%
	Function: REVENUE/BALANCE SHEET - 0000	(\$15,367.00)	\$0.00	(\$15,367.00)	\$0.00	(\$17,034.62)	\$1,667.62	\$0.00	\$1,667.62	-10.85%
	Fund: CARL PERKINS REDISTRIBUTION - 24176	(\$15,367.00)	\$0.00	(\$15,367.00)	\$0.00	(\$17,034.62)	\$1,667.62	\$0.00	\$1,667.62	-10.85%
25153.0000.44301.0000.00000000.0000.00.0000	OTHER RESTRICTED GRANTS - FEDERAL DIRECT	(\$700,000.00)	\$0.00	(\$700,000.00)	(\$303,090.69)	(\$554,862.31)	(\$145,137.69)	\$0.00	(\$145,137.69)	20.73%
	Function: REVENUE/BALANCE SHEET - 0000	(\$700,000.00)	\$0.00	(\$700,000.00)	(\$303,090.69)	(\$554,862.31)	(\$145,137.69)	\$0.00	(\$145,137.69)	20.73%
	Fund: TITLE XIX MEDICAID 3/21 YEARS - 25153	(\$700,000.00)	\$0.00	(\$700,000.00)	(\$303,090.69)	(\$554,862.31)	(\$145,137.69)	\$0.00	(\$145,137.69)	20.73%
27103.0000.43202.0000.00000000.0000.00.0000	RESTRICTED GRANTS - STATE SOURCES	\$0.00	(\$33,102.00)	(\$33,102.00)	\$0.00	\$0.00	(\$33,102.00)	\$0.00	(\$33,102.00)	100.00%
	Function: REVENUE/BALANCE SHEET - 0000	\$0.00	(\$33,102.00)	(\$33,102.00)	\$0.00	\$0.00	(\$33,102.00)	\$0.00	(\$33,102.00)	100.00%
	Fund: 2009 DUAL CREDIT INSTRUCTIONAL MATERIALS - 27103	\$0.00	(\$33,102.00)	(\$33,102.00)	\$0.00	\$0.00	(\$33,102.00)	\$0.00	(\$33,102.00)	100.00%
27107.0000.43204.0000.00000000.0000.00.0000	RESTRICTED GRANTS-STATE PY BALANCES	\$0.00	(\$4,158.00)	(\$4,158.00)	\$0.00	(\$3,366.30)	(\$791.70)	\$0.00	(\$791.70)	19.04%
	Function: REVENUE/BALANCE SHEET - 0000	\$0.00	(\$4,158.00)	(\$4,158.00)	\$0.00	(\$3,366.30)	(\$791.70)	\$0.00	(\$791.70)	19.04%
	Fund: 2012 GO BOND STUDENT LIBRARY - 27107	\$0.00	(\$4,158.00)	(\$4,158.00)	\$0.00	(\$3,366.30)	(\$791.70)	\$0.00	(\$791.70)	19.04%
27114.0000.43202.0000.00000000.0000.00.0000	RESTRICTED GRANTS - STATE SOURCES	\$0.00	(\$195,007.00)	(\$195,007.00)	(\$21,841.66)	(\$135,523.67)	(\$59,483.33)	\$0.00	(\$59,483.33)	30.50%
	Function: REVENUE/BALANCE SHEET - 0000	\$0.00	(\$195,007.00)	(\$195,007.00)	(\$21,841.66)	(\$135,523.67)	(\$59,483.33)	\$0.00	(\$59,483.33)	30.50%

## Gadsden Independent Schools

### Revenue Report - All Funds

From Date: 10/1/2017

To Date: 12/31/2017

Fiscal Year: 2017-2018

Include pre encumbrance

Print accounts with zero balance

Filter Encumbrance Detail by Date Range

Exclude inactive accounts with zero balance

Account Number	Description	Budget	Adjustments	GL Budget	Current	YTD	Balance	Encumbrance	Budget Bal	% Rem
Fund: NM READS TO LEAD! K-3 INITIATIVE - 27114										
		\$0.00	(\$195,007.00)	(\$195,007.00)	(\$21,841.66)	(\$135,523.67)	(\$59,483.33)	\$0.00	(\$59,483.33)	30.50%
27149.0000.41980.0000.000000.0000.00.0000	REFUND OF PRIOR YEAR'S EXPENDITURES	\$0.00	\$0.00	\$0.00	\$0.00	(\$190.00)	\$190.00	\$0.00	\$190.00	0.00%
27149.0000.43202.0000.000000.0000.00.0000	RESTRICTED GRANTS - STATE SOURCES	(\$1,899,220.00)	\$0.00	(\$1,899,220.00)	(\$181,046.31)	(\$672,704.82)	(\$1,226,515.18)	\$0.00	(\$1,226,515.18)	64.58%
	Function: REVENUE/BALANCE SHEET - 0000	(\$1,899,220.00)	\$0.00	(\$1,899,220.00)	(\$181,046.31)	(\$672,894.82)	(\$1,226,325.18)	\$0.00	(\$1,226,325.18)	64.57%
	Fund: PREK INITIATIVE - 27149	(\$1,899,220.00)	\$0.00	(\$1,899,220.00)	(\$181,046.31)	(\$672,894.82)	(\$1,226,325.18)	\$0.00	(\$1,226,325.18)	64.57%
27155.0000.43202.0000.000000.0000.00.0000	RESTRICTED GRANTS - STATE SOURCES	\$0.00	(\$88,924.00)	(\$88,924.00)	(\$22,650.66)	(\$22,650.66)	(\$66,273.34)	\$0.00	(\$66,273.34)	74.53%
	Function: REVENUE/BALANCE SHEET - 0000	\$0.00	(\$88,924.00)	(\$88,924.00)	(\$22,650.66)	(\$22,650.66)	(\$66,273.34)	\$0.00	(\$66,273.34)	74.53%
	Fund: BREAKFAST FOR ELEMENTARY STUDENTS - 27155	\$0.00	(\$88,924.00)	(\$88,924.00)	(\$22,650.66)	(\$22,650.66)	(\$66,273.34)	\$0.00	(\$66,273.34)	74.53%
27166.0000.43202.0000.000000.0000.00.0000	RESTRICTED GRANTS - STATE SOURCES	(\$833,042.00)	(\$6,673.00)	(\$839,715.00)	(\$713,240.02)	(\$1,179,447.32)	\$339,732.32	\$0.00	\$339,732.32	-40.46%
	Function: REVENUE/BALANCE SHEET - 0000	(\$833,042.00)	(\$6,673.00)	(\$839,715.00)	(\$713,240.02)	(\$1,179,447.32)	\$339,732.32	\$0.00	\$339,732.32	-40.46%
	Fund: KINDERGARTEN-THREE PLUS - 27166	(\$833,042.00)	(\$6,673.00)	(\$839,715.00)	(\$713,240.02)	(\$1,179,447.32)	\$339,732.32	\$0.00	\$339,732.32	-40.46%
28120.0000.43214.0000.000000.0000.00.0000	STATE MATCH CARRYOVER - SB9	\$0.00	(\$21,627.00)	(\$21,627.00)	(\$16,220.00)	(\$16,220.00)	(\$5,407.00)	\$0.00	(\$5,407.00)	25.00%
	Function: REVENUE/BALANCE SHEET - 0000	\$0.00	(\$21,627.00)	(\$21,627.00)	(\$16,220.00)	(\$16,220.00)	(\$5,407.00)	\$0.00	(\$5,407.00)	25.00%
	Fund: NM STATE HIGHWAY DEPT - 28120	\$0.00	(\$21,627.00)	(\$21,627.00)	(\$16,220.00)	(\$16,220.00)	(\$5,407.00)	\$0.00	(\$5,407.00)	25.00%
28193.0000.43203.0000.000000.0000.00.0000	STATE DIRECT GRANTS	(\$438,930.00)	\$0.00	(\$438,930.00)	(\$18,504.26)	(\$86,309.05)	(\$352,620.95)	\$0.00	(\$352,620.95)	80.34%
	Function: REVENUE/BALANCE SHEET - 0000	(\$438,930.00)	\$0.00	(\$438,930.00)	(\$18,504.26)	(\$86,309.05)	(\$352,620.95)	\$0.00	(\$352,620.95)	80.34%
	Fund: CYFD PARENTS AS TEACHERS MODEL - 28193	(\$438,930.00)	\$0.00	(\$438,930.00)	(\$18,504.26)	(\$86,309.05)	(\$352,620.95)	\$0.00	(\$352,620.95)	80.34%
29135.0000.41280.0000.000000.0000.00.0000	REVENUE IN LIEU OF TAXES - OTHER LOCAL GOVERNMENTA	\$0.00	\$0.00	\$0.00	(\$16,938.49)	(\$16,938.49)	\$16,938.49	\$0.00	\$16,938.49	0.00%
	Function: REVENUE/BALANCE SHEET - 0000	\$0.00	\$0.00	\$0.00	(\$16,938.49)	(\$16,938.49)	\$16,938.49	\$0.00	\$16,938.49	0.00%
	Fund: IND REV BONDS PILOT - 29135	\$0.00	\$0.00	\$0.00	(\$16,938.49)	(\$16,938.49)	\$16,938.49	\$0.00	\$16,938.49	0.00%
31100.0000.41500.0000.000000.0000.00.0000	INVESTMENT INCOME	(\$8,000.00)	\$0.00	(\$8,000.00)	(\$23,235.31)	(\$28,630.63)	\$20,630.63	\$0.00	\$20,630.63	-257.88%
31100.0000.41980.0000.000000.0000.00.0000	REFUND OF PRIOR YEAR'S EXPENDITURES	\$0.00	\$0.00	\$0.00	(\$9,000.00)	(\$9,000.00)	\$9,000.00	\$0.00	\$9,000.00	0.00%
31100.0000.45110.0000.000000.0000.00.0000	BOND PRINCIPAL	(\$9,500,000.00)	\$0.00	(\$9,500,000.00)	(\$9,500,000.00)	(\$9,500,000.00)	\$0.00	\$0.00	\$0.00	0.00%
	Function: REVENUE/BALANCE SHEET - 0000	(\$9,508,000.00)	\$0.00	(\$9,508,000.00)	(\$9,532,235.31)	(\$9,537,630.63)	\$29,630.63	\$0.00	\$29,630.63	-0.31%
	Fund: BOND BUILDING - 31100	(\$9,508,000.00)	\$0.00	(\$9,508,000.00)	(\$9,532,235.31)	(\$9,537,630.63)	\$29,630.63	\$0.00	\$29,630.63	-0.31%
31700.0000.43204.0000.000000.0000.00.0000	RESTRICTED GRANTS-STATE PY BALANCES	(\$3,209,523.00)	\$0.00	(\$3,209,523.00)	\$0.00	(\$571,364.62)	(\$2,638,158.38)	\$0.00	(\$2,638,158.38)	82.20%
	Function: REVENUE/BALANCE SHEET - 0000	(\$3,209,523.00)	\$0.00	(\$3,209,523.00)	\$0.00	(\$571,364.62)	(\$2,638,158.38)	\$0.00	(\$2,638,158.38)	82.20%
	Fund: CAPITAL IMPROVEMENTS SB-9 (STATE MATCH) - 31700	(\$3,209,523.00)	\$0.00	(\$3,209,523.00)	\$0.00	(\$571,364.62)	(\$2,638,158.38)	\$0.00	(\$2,638,158.38)	82.20%
31701.0000.41110.0000.000000.0000.00.0000	AD VALOREM TAXES - SCHOOL DISTRICT	(\$1,818,475.00)	\$0.00	(\$1,818,475.00)	(\$374,480.13)	(\$470,353.65)	(\$1,348,121.35)	\$0.00	(\$1,348,121.35)	74.13%

## Gadsden Independent Schools

### Revenue Report - All Funds

From Date: 10/1/2017

To Date: 12/31/2017

Fiscal Year: 2017-2018

Include pre encumbrance

Print accounts with zero balance

Filter Encumbrance Detail by Date Range

Exclude inactive accounts with zero balance

Account Number	Description	Budget	Adjustments	GL Budget	Current	YTD	Balance	Encumbrance	Budget Bal	% Rem
31701.0000.41500.0000.0000000.0000.00.0000	INVESTMENT INCOME	\$0.00	\$0.00	\$0.00	(\$399.78)	(\$982.74)	\$982.74	\$0.00	\$982.74	0.00%
31701.0000.41953.0000.0000000.0000.00.0000	INSURANCE RECOVERIES	\$0.00	\$0.00	\$0.00	(\$500.00)	(\$830.00)	\$830.00	\$0.00	\$830.00	0.00%
31701.0000.41980.0000.0000000.0000.00.0000	REFUND OF PRIOR YEAR'S EXPENDITURES	\$0.00	\$0.00	\$0.00	(\$12.49)	(\$81.76)	\$81.76	\$0.00	\$81.76	0.00%
	Function: REVENUE/BALANCE SHEET - 0000	(\$1,818,475.00)	\$0.00	(\$1,818,475.00)	(\$375,392.40)	(\$472,248.15)	(\$1,346,226.85)	\$0.00	(\$1,346,226.85)	74.03%
	Fund: CAPITAL IMPROVEMENTS SB-9 (LOCAL) - 31701	(\$1,818,475.00)	\$0.00	(\$1,818,475.00)	(\$375,392.40)	(\$472,248.15)	(\$1,346,226.85)	\$0.00	(\$1,346,226.85)	74.03%
31900.0000.45110.0000.0000000.0000.00.0000	BOND PRINCIPAL	(\$2,000,000.00)	\$0.00	(\$2,000,000.00)	(\$2,000,000.00)	(\$2,000,000.00)	\$0.00	\$0.00	\$0.00	0.00%
	Function: REVENUE/BALANCE SHEET - 0000	(\$2,000,000.00)	\$0.00	(\$2,000,000.00)	(\$2,000,000.00)	(\$2,000,000.00)	\$0.00	\$0.00	\$0.00	0.00%
	Fund: ED. TECHNOLOGY EQUIPMENT ACT - 31900	(\$2,000,000.00)	\$0.00	(\$2,000,000.00)	(\$2,000,000.00)	(\$2,000,000.00)	\$0.00	\$0.00	\$0.00	0.00%
41000.0000.41110.0000.0000000.0000.00.0000	AD VALOREM TAXES - SCHOOL DISTRICT	(\$9,890,000.00)	\$0.00	(\$9,890,000.00)	(\$2,308,463.22)	(\$2,883,995.64)	(\$7,006,004.36)	\$0.00	(\$7,006,004.36)	70.84%
	Function: REVENUE/BALANCE SHEET - 0000	(\$9,890,000.00)	\$0.00	(\$9,890,000.00)	(\$2,308,463.22)	(\$2,883,995.64)	(\$7,006,004.36)	\$0.00	(\$7,006,004.36)	70.84%
	Fund: DEBT SERVICES - 41000	(\$9,890,000.00)	\$0.00	(\$9,890,000.00)	(\$2,308,463.22)	(\$2,883,995.64)	(\$7,006,004.36)	\$0.00	(\$7,006,004.36)	70.84%
43000.0000.41110.0000.0000000.0000.00.0000	AD VALOREM TAXES - SCHOOL DISTRICT	(\$2,020,000.00)	\$0.00	(\$2,020,000.00)	(\$443,584.66)	(\$563,104.74)	(\$1,456,895.26)	\$0.00	(\$1,456,895.26)	72.12%
	Function: REVENUE/BALANCE SHEET - 0000	(\$2,020,000.00)	\$0.00	(\$2,020,000.00)	(\$443,584.66)	(\$563,104.74)	(\$1,456,895.26)	\$0.00	(\$1,456,895.26)	72.12%
	Fund: TOTAL ED. TECH. DEBT SERVICE SUBFUND - 43000	(\$2,020,000.00)	\$0.00	(\$2,020,000.00)	(\$443,584.66)	(\$563,104.74)	(\$1,456,895.26)	\$0.00	(\$1,456,895.26)	72.12%
<b>Grand Total:</b>		<b>(\$159,817,320.00)</b>	<b>(\$410,887.00)</b>	<b>(\$160,228,207.00)</b>	<b>(\$47,800,513.71)</b>	<b>(\$81,385,543.46)</b>	<b>(\$78,842,663.54)</b>	<b>\$654.68</b>	<b>(\$78,843,318.22)</b>	<b>49.21%</b>

End of Report

## Gadsden Independent Schools

### BUDGET AND EXP REPORT-FUND TOTALS

From Date: 10/1/2017

To Date: 12/31/2017

Fiscal Year: 2017-2018

Include pre encumbrance

Print accounts with zero balance

Filter Encumbrance Detail by Date Range

Exclude inactive accounts with zero balance

Account Number	Description	Budget	Adjustments	GL Budget	Current	YTD	Balance	Encumbrance	Budget Bal	% Rem
11000.0000.000000.0000.000000.0000.00.0000	SUMMARY	\$114,890,990.00	\$0.00	\$114,890,990.00	\$23,552,391.61	\$43,255,812.21	\$71,635,177.79	\$51,999,615.13	\$19,635,562.66	17.09%
	Fund: OPERATIONAL - 11000	\$114,890,990.00	\$0.00	\$114,890,990.00	\$23,552,391.61	\$43,255,812.21	\$71,635,177.79	\$51,999,615.13	\$19,635,562.66	17.09%
13000.0000.000000.0000.000000.0000.00.0000	SUMMARY	\$4,971,376.00	\$0.00	\$4,971,376.00	\$1,032,088.91	\$2,680,614.70	\$2,290,761.30	\$2,283,841.54	\$6,919.76	0.14%
	Fund: PUPIL TRANSPORTATION - 13000	\$4,971,376.00	\$0.00	\$4,971,376.00	\$1,032,088.91	\$2,680,614.70	\$2,290,761.30	\$2,283,841.54	\$6,919.76	0.14%
14000.0000.000000.0000.000000.0000.00.0000	SUMMARY	\$1,517,336.00	\$0.00	\$1,517,336.00	\$22,182.20	\$766,309.25	\$751,026.75	\$524.70	\$750,502.05	49.46%
	Fund: INSTRUCTIONAL MATERIALS - 14000	\$1,517,336.00	\$0.00	\$1,517,336.00	\$22,182.20	\$766,309.25	\$751,026.75	\$524.70	\$750,502.05	49.46%
21000.0000.000000.0000.000000.0000.00.0000	SUMMARY	\$18,252,355.00	\$0.00	\$18,252,355.00	\$2,449,785.09	\$4,348,077.23	\$13,904,277.77	\$6,212,270.79	\$7,692,006.98	42.14%
	Fund: FOOD SERVICES - 21000	\$18,252,355.00	\$0.00	\$18,252,355.00	\$2,449,785.09	\$4,348,077.23	\$13,904,277.77	\$6,212,270.79	\$7,692,006.98	42.14%
22000.0000.000000.0000.000000.0000.00.0000	SUMMARY	\$828,400.00	\$0.00	\$828,400.00	\$1,900.40	\$1,900.40	\$826,499.60	\$2,450.52	\$824,049.08	99.47%
	Fund: ATHLETICS - 22000	\$828,400.00	\$0.00	\$828,400.00	\$1,900.40	\$1,900.40	\$826,499.60	\$2,450.52	\$824,049.08	99.47%
23000.0000.000000.0000.000000.0000.00.0000	SUMMARY	\$920,000.00	\$0.00	\$920,000.00	\$197,826.06	\$244,854.49	\$675,145.51	\$98,841.44	\$576,304.07	62.64%
	Fund: NON-INSTRUCTIONAL SUPPORT - 23000	\$920,000.00	\$0.00	\$920,000.00	\$197,826.06	\$244,854.49	\$675,145.51	\$98,841.44	\$576,304.07	62.64%
24101.0000.000000.0000.000000.0000.00.0000	SUMMARY	\$7,533,607.00	\$0.00	\$7,533,607.00	\$1,524,806.23	\$2,566,412.61	\$4,967,194.39	\$2,896,595.49	\$2,070,598.90	27.48%
	Fund: TITLE I - IASA - 24101	\$7,533,607.00	\$0.00	\$7,533,607.00	\$1,524,806.23	\$2,566,412.61	\$4,967,194.39	\$2,896,595.49	\$2,070,598.90	27.48%
24103.0000.000000.0000.000000.0000.00.0000	SUMMARY	\$75,753.00	\$0.00	\$75,753.00	\$16,130.51	\$22,141.21	\$53,611.79	\$15,994.63	\$37,617.16	49.66%
	Fund: MIGRANT CHILDREN EDUCATION - 24103	\$75,753.00	\$0.00	\$75,753.00	\$16,130.51	\$22,141.21	\$53,611.79	\$15,994.63	\$37,617.16	49.66%
24106.0000.000000.0000.000000.0000.00.0000	SUMMARY	\$3,177,464.00	\$0.00	\$3,177,464.00	\$752,022.42	\$1,301,771.77	\$1,875,692.23	\$1,610,777.99	\$264,914.24	8.34%
	Fund: ENTITLEMENT IDEA-B - 24106	\$3,177,464.00	\$0.00	\$3,177,464.00	\$752,022.42	\$1,301,771.77	\$1,875,692.23	\$1,610,777.99	\$264,914.24	8.34%
24109.0000.000000.0000.000000.0000.00.0000	SUMMARY	\$68,359.00	\$0.00	\$68,359.00	\$18,259.49	\$30,553.94	\$37,805.06	\$25,982.92	\$11,822.14	17.29%
	Fund: PRESCHOOL IDEA-B - 24109	\$68,359.00	\$0.00	\$68,359.00	\$18,259.49	\$30,553.94	\$37,805.06	\$25,982.92	\$11,822.14	17.29%
24113.0000.000000.0000.000000.0000.00.0000	SUMMARY	\$0.00	\$29,913.00	\$29,913.00	\$2,380.18	\$2,380.18	\$27,532.82	\$2,656.66	\$24,876.16	83.16%
	Fund: EDUCATION OF HOMELESS - 24113	\$0.00	\$29,913.00	\$29,913.00	\$2,380.18	\$2,380.18	\$27,532.82	\$2,656.66	\$24,876.16	83.16%
24153.0000.000000.0000.000000.0000.00.0000	SUMMARY	\$507,601.00	\$0.00	\$507,601.00	\$37,708.41	\$251,117.30	\$256,483.70	\$19,052.09	\$237,431.61	46.78%
	Fund: ENGLISH LANGUAGE ACQUISITION - 24153	\$507,601.00	\$0.00	\$507,601.00	\$37,708.41	\$251,117.30	\$256,483.70	\$19,052.09	\$237,431.61	46.78%
24154.0000.000000.0000.000000.0000.00.0000	SUMMARY	\$905,023.00	\$0.00	\$905,023.00	\$173,320.81	\$288,831.22	\$616,191.78	\$373,984.07	\$242,207.71	26.76%
	Fund: TEACHER/PRINCIPAL TRAINING & RECRUITING - 24154	\$905,023.00	\$0.00	\$905,023.00	\$173,320.81	\$288,831.22	\$616,191.78	\$373,984.07	\$242,207.71	26.76%
24174.0000.000000.0000.000000.0000.00.0000	SUMMARY	\$192,845.00	\$0.00	\$192,845.00	\$4,285.83	\$4,285.83	\$188,559.17	\$23,437.95	\$165,121.22	85.62%
	Fund: CARL D PERKINS SECONDARY - CURRENT - 24174	\$192,845.00	\$0.00	\$192,845.00	\$4,285.83	\$4,285.83	\$188,559.17	\$23,437.95	\$165,121.22	85.62%
24175.0000.000000.0000.000000.0000.00.0000	SUMMARY	\$0.00	\$31,483.00	\$31,483.00	\$0.00	\$31,150.00	\$333.00	\$0.00	\$333.00	1.06%
	ARL D PERKINS SECONDARY - PY UNLIQ. OBLIGATIONS - 24175	\$0.00	\$31,483.00	\$31,483.00	\$0.00	\$31,150.00	\$333.00	\$0.00	\$333.00	1.06%

## Gadsden Independent Schools

### BUDGET AND EXP REPORT-FUND TOTALS

From Date: 10/1/2017

To Date: 12/31/2017

Fiscal Year: 2017-2018

Include pre encumbrance

Print accounts with zero balance

Filter Encumbrance Detail by Date Range

Exclude inactive accounts with zero balance

Account Number	Description	Budget	Adjustments	GL Budget	Current	YTD	Balance	Encumbrance	Budget Bal	% Rem
24176.0000.00000.0000.000000.0000.00.0000	SUMMARY	\$15,367.00	\$0.00	\$15,367.00	\$0.00	\$4,297.31	\$11,069.69	\$0.00	\$11,069.69	72.04%
	Fund: CARL PERKINS REDISTRIBUTION - 24176	\$15,367.00	\$0.00	\$15,367.00	\$0.00	\$4,297.31	\$11,069.69	\$0.00	\$11,069.69	72.04%
25153.0000.00000.0000.000000.0000.00.0000	SUMMARY	\$2,745,260.00	\$0.00	\$2,745,260.00	\$184,435.20	\$330,018.45	\$2,415,241.55	\$413,885.09	\$2,001,356.46	72.90%
	Fund: TITLE XIX MEDICAID 3/21 YEARS - 25153	\$2,745,260.00	\$0.00	\$2,745,260.00	\$184,435.20	\$330,018.45	\$2,415,241.55	\$413,885.09	\$2,001,356.46	72.90%
26204.0000.00000.0000.000000.0000.00.0000	SUMMARY	\$1,610,000.00	\$0.00	\$1,610,000.00	\$92,355.16	\$176,239.18	\$1,433,760.82	\$133,651.34	\$1,300,109.48	80.75%
	Fund: SPACEPORT GRT GRANT - 26204	\$1,610,000.00	\$0.00	\$1,610,000.00	\$92,355.16	\$176,239.18	\$1,433,760.82	\$133,651.34	\$1,300,109.48	80.75%
26215.0000.00000.0000.000000.0000.00.0000	SUMMARY	\$2,498.00	\$0.00	\$2,498.00	\$0.00	\$0.00	\$2,498.00	\$0.00	\$2,498.00	100.00%
	Fund: THE BRIDGE OF SOUTHERN NEW MEXICO - 26215	\$2,498.00	\$0.00	\$2,498.00	\$0.00	\$0.00	\$2,498.00	\$0.00	\$2,498.00	100.00%
27103.0000.00000.0000.000000.0000.00.0000	SUMMARY	\$0.00	\$33,102.00	\$33,102.00	\$33,102.00	\$33,102.00	\$0.00	\$0.00	\$0.00	0.00%
	Fund: 2009 DUAL CREDIT INSTRUCTIONAL MATERIALS - 27103	\$0.00	\$33,102.00	\$33,102.00	\$33,102.00	\$33,102.00	\$0.00	\$0.00	\$0.00	0.00%
27107.0000.00000.0000.000000.0000.00.0000	SUMMARY	\$0.00	\$4,158.00	\$4,158.00	\$0.00	\$0.00	\$4,158.00	\$0.00	\$4,158.00	100.00%
	Fund: 2012 GO BOND STUDENT LIBRARY - 27107	\$0.00	\$4,158.00	\$4,158.00	\$0.00	\$0.00	\$4,158.00	\$0.00	\$4,158.00	100.00%
27114.0000.00000.0000.000000.0000.00.0000	SUMMARY	\$0.00	\$195,007.00	\$195,007.00	\$33,152.61	\$34,429.51	\$160,577.49	\$47,323.20	\$113,254.29	58.08%
	Fund: NM READS TO LEAD! K-3 INITIATIVE - 27114	\$0.00	\$195,007.00	\$195,007.00	\$33,152.61	\$34,429.51	\$160,577.49	\$47,323.20	\$113,254.29	58.08%
27149.0000.00000.0000.000000.0000.00.0000	SUMMARY	\$1,899,220.00	\$0.00	\$1,899,220.00	\$390,867.45	\$685,262.14	\$1,213,957.86	\$932,484.43	\$281,473.43	14.82%
	Fund: PREK INITIATIVE - 27149	\$1,899,220.00	\$0.00	\$1,899,220.00	\$390,867.45	\$685,262.14	\$1,213,957.86	\$932,484.43	\$281,473.43	14.82%
27155.0000.00000.0000.000000.0000.00.0000	SUMMARY	\$0.00	\$88,924.00	\$88,924.00	\$18,633.90	\$34,588.17	\$54,335.83	\$0.00	\$54,335.83	61.10%
	Fund: BREAKFAST FOR ELEMENTARY STUDENTS - 27155	\$0.00	\$88,924.00	\$88,924.00	\$18,633.90	\$34,588.17	\$54,335.83	\$0.00	\$54,335.83	61.10%
27166.0000.00000.0000.000000.0000.00.0000	SUMMARY	\$833,042.00	\$6,673.00	\$839,715.00	\$175,150.99	\$713,240.02	\$126,474.98	\$0.00	\$126,474.98	15.06%
	Fund: KINDERGARTEN-THREE PLUS - 27166	\$833,042.00	\$6,673.00	\$839,715.00	\$175,150.99	\$713,240.02	\$126,474.98	\$0.00	\$126,474.98	15.06%
28120.0000.00000.0000.000000.0000.00.0000	SUMMARY	\$0.00	\$21,627.00	\$21,627.00	\$0.00	\$0.00	\$21,627.00	\$0.00	\$21,627.00	100.00%
	Fund: NM STATE HIGHWAY DEPT - 28120	\$0.00	\$21,627.00	\$21,627.00	\$0.00	\$0.00	\$21,627.00	\$0.00	\$21,627.00	100.00%
28193.0000.00000.0000.000000.0000.00.0000	SUMMARY	\$438,930.00	\$0.00	\$438,930.00	\$53,419.25	\$102,748.95	\$336,181.05	\$79,900.07	\$256,280.98	58.39%
	Fund: CYFD PARENTS AS TEACHERS MODEL - 28193	\$438,930.00	\$0.00	\$438,930.00	\$53,419.25	\$102,748.95	\$336,181.05	\$79,900.07	\$256,280.98	58.39%
29135.0000.00000.0000.000000.0000.00.0000	SUMMARY	\$464,842.00	\$0.00	\$464,842.00	\$0.00	\$0.00	\$464,842.00	\$0.00	\$464,842.00	100.00%
	Fund: IND REV BONDS PILOT - 29135	\$464,842.00	\$0.00	\$464,842.00	\$0.00	\$0.00	\$464,842.00	\$0.00	\$464,842.00	100.00%
31100.0000.00000.0000.000000.0000.00.0000	SUMMARY	\$27,614,456.00	\$0.00	\$27,614,456.00	\$3,134,977.65	\$6,382,182.42	\$21,232,273.58	\$5,684,118.25	\$15,548,155.33	56.30%
	Fund: BOND BUILDING - 31100	\$27,614,456.00	\$0.00	\$27,614,456.00	\$3,134,977.65	\$6,382,182.42	\$21,232,273.58	\$5,684,118.25	\$15,548,155.33	56.30%
31700.0000.00000.0000.000000.0000.00.0000	SUMMARY	\$3,209,523.00	\$0.00	\$3,209,523.00	\$473,012.64	\$802,111.62	\$2,407,411.38	\$649,657.41	\$1,757,753.97	54.77%
	Fund: CAPITAL IMPROVEMENTS SB-9 (STATE MATCH) - 31700	\$3,209,523.00	\$0.00	\$3,209,523.00	\$473,012.64	\$802,111.62	\$2,407,411.38	\$649,657.41	\$1,757,753.97	54.77%



## Gadsden Independent Schools

### BUDGET AND EXP REPORT-FUND TOTALS

From Date: 10/1/2017

To Date: 12/31/2017

Fiscal Year: 2017-2018

Include pre encumbrance

Print accounts with zero balance

Filter Encumbrance Detail by Date Range

Exclude inactive accounts with zero balance

Account Number	Description	Budget	Adjustments	GL Budget	Current	YTD	Balance	Encumbrance	Budget Bal	% Rem
31701.0000.00000.0000.0000000.0000.00.0000	SUMMARY	\$4,982,895.00	\$0.00	\$4,982,895.00	\$635,977.08	\$974,583.57	\$4,008,311.43	\$662,792.26	\$3,345,519.17	67.14%
	Fund: CAPITAL IMPROVEMENTS SB-9 (LOCAL) - 31701	\$4,982,895.00	\$0.00	\$4,982,895.00	\$635,977.08	\$974,583.57	\$4,008,311.43	\$662,792.26	\$3,345,519.17	67.14%
31900.0000.00000.0000.0000000.0000.00.0000	SUMMARY	\$2,123,158.00	\$0.00	\$2,123,158.00	\$447,858.77	\$1,087,674.44	\$1,035,483.56	\$166,566.36	\$868,917.20	40.93%
	Fund: ED. TECHNOLOGY EQUIPMENT ACT - 31900	\$2,123,158.00	\$0.00	\$2,123,158.00	\$447,858.77	\$1,087,674.44	\$1,035,483.56	\$166,566.36	\$868,917.20	40.93%
41000.0000.00000.0000.0000000.0000.00.0000	SUMMARY	\$18,065,030.00	\$0.00	\$18,065,030.00	\$76,209.67	\$8,068,517.30	\$9,996,512.70	\$0.00	\$9,996,512.70	55.34%
	Fund: DEBT SERVICES - 41000	\$18,065,030.00	\$0.00	\$18,065,030.00	\$76,209.67	\$8,068,517.30	\$9,996,512.70	\$0.00	\$9,996,512.70	55.34%
43000.0000.00000.0000.0000000.0000.00.0000	SUMMARY	\$3,928,759.00	\$0.00	\$3,928,759.00	\$2,004,507.02	\$2,005,702.23	\$1,923,056.77	\$0.00	\$1,923,056.77	48.95%
	Fund: TOTAL ED. TECH. DEBT SERVICE SUBFUND - 43000	\$3,928,759.00	\$0.00	\$3,928,759.00	\$2,004,507.02	\$2,005,702.23	\$1,923,056.77	\$0.00	\$1,923,056.77	48.95%
<b>Grand Total:</b>		<b>\$221,774,089.00</b>	<b>\$410,887.00</b>	<b>\$222,184,976.00</b>	<b>\$37,538,747.54</b>	<b>\$77,230,909.65</b>	<b>\$144,954,066.35</b>	<b>\$74,336,404.33</b>	<b>\$70,617,662.02</b>	<b>31.78%</b>

End of Report

State of New Mexico  
Public School Operating Budget - Actuals Revenue Rollup Report  
Gadsden 2017-2018 - Second Quarter (Oct - Dec) - Revenue  
Submitted

Fund	Obj	Description	Budget	Adjustments	Adjusted Budget	Current Period	YTD	Budget Balance
<b>11000</b>		<b>Operational</b>						
11000	41110	Ad Valorem Taxes – School	\$366,550.00	\$0.00	\$366,550.00	\$74,631.47	\$95,684.54	\$270,865.46
11000	41500	Investment Income	\$2,000.00	\$0.00	\$2,000.00	\$5,831.40	\$11,316.84	(\$9,316.84)
11000	41701	Fees – Activities	\$0.00	\$0.00	\$0.00	\$0.00	\$38.00	(\$38.00)
11000	41705	Fees – Users	\$0.00	\$0.00	\$0.00	\$58.00	\$134.00	(\$134.00)
11000	41706	Fees – Summer School	\$0.00	\$0.00	\$0.00	\$0.00	\$646.00	(\$646.00)
11000	41910	Rental Income	\$28,000.00	\$0.00	\$28,000.00	\$21,105.15	\$37,503.43	(\$9,503.43)
11000	41980	Refund of Prior Year's Ex	\$0.00	\$0.00	\$0.00	\$780.84	\$16,221.71	(\$16,221.71)
11000	43101	State Equalization Guarant	\$100,220,813.00	\$0.00	\$100,220,813.00	\$25,055,202.00	\$50,110,404.00	\$50,110,409.00
11000	43212	Indirect Costs (State Flo	\$9,000.00	\$0.00	\$9,000.00	\$4,535.95	\$7,476.40	\$1,523.60
11000	43213	Indirect Costs (State Dir	\$7,000.00	\$0.00	\$7,000.00	\$2,964.25	\$5,604.37	\$1,395.63
11000	43216	Fees - Governmental Agenc	\$80,000.00	\$0.00	\$80,000.00	\$194.00	\$31,880.98	\$48,119.02
11000	44107	Indirect Costs (Federal D	\$10,000.00	\$0.00	\$10,000.00	\$3,704.97	\$6,629.47	\$3,370.53
11000	44205	Indirect Costs (Federal F	\$124,000.00	\$0.00	\$124,000.00	\$50,002.30	\$84,744.20	\$39,255.80
11000	45304	Sale of Personal Property	\$0.00	\$0.00	\$0.00	\$22,470.51	\$23,215.51	(\$22,689.51)
11000	46100	Access Board (e-Rate)	\$0.00	\$0.00	\$0.00	\$0.00	\$181,284.34	(\$181,284.34)
<b>11000</b>		<b>TOTAL Operational</b>	<b>\$100,847,363.00</b>	<b>\$0.00</b>	<b>\$100,847,363.00</b>	<b>\$25,241,480.84</b>	<b>\$50,612,783.79</b>	<b>\$50,235,105.21</b>
<b>13000</b>		<b>Pupil Transportation</b>						
13000	43206	Transportation Distributi	\$4,971,376.00	\$0.00	\$4,971,376.00	\$1,355,829.00	\$2,711,658.00	\$2,259,718.00
<b>13000</b>		<b>TOTAL Pupil</b>	<b>\$4,971,376.00</b>	<b>\$0.00</b>	<b>\$4,971,376.00</b>	<b>\$1,355,829.00</b>	<b>\$2,711,658.00</b>	<b>\$2,259,718.00</b>
<b>14000</b>		<b>Total Instructional Mater</b>						
14000	41980	Refund of Prior Year's Ex	\$0.00	\$0.00	\$0.00	\$696.44	\$810.42	(\$810.42)
14000	43207	Instructional Materials 5	\$187,286.00	\$0.00	\$187,286.00	\$0.00	\$0.00	\$187,286.00
14000	43211	Instructional Materials 5	\$187,286.00	\$0.00	\$187,286.00	\$374,075.84	\$374,075.84	(\$186,789.84)
<b>14000</b>		<b>TOTAL Total Instructional</b>	<b>\$374,572.00</b>	<b>\$0.00</b>	<b>\$374,572.00</b>	<b>\$374,772.28</b>	<b>\$374,886.26</b>	<b>(\$314.26)</b>
<b>21000</b>		<b>Food Services</b>						
21000	41500	Investment Income	\$800.00	\$0.00	\$800.00	\$2,603.06	\$5,356.12	(\$4,556.12)
21000	41603	Fees – Adults/Food Servic	\$70,000.00	\$0.00	\$70,000.00	\$31,636.75	\$44,750.70	\$25,249.30
21000	41605	Fees – Other/Food Service	\$80,000.00	\$0.00	\$80,000.00	\$38,903.94	\$44,405.59	\$35,594.41
21000	41980	Refund of Prior Year's Ex	\$0.00	\$0.00	\$0.00	\$1,104.91	\$1,104.91	(\$1,104.91)
21000	43203	State Direct Grants	\$150,000.00	\$0.00	\$150,000.00	\$0.00	\$25,830.37	\$124,169.63
21000	44500	Restricted Grants – Feder	\$8,000,000.00	\$0.00	\$8,000,000.00	\$2,744,532.90	\$2,968,635.66	\$5,031,364.34
<b>21000</b>		<b>TOTAL Food Services</b>	<b>\$8,300,800.00</b>	<b>\$0.00</b>	<b>\$8,300,800.00</b>	<b>\$2,818,781.56</b>	<b>\$3,090,083.35</b>	<b>\$5,210,716.65</b>
<b>22000</b>		<b>Athletics</b>						
22000	41500	Investment Income	\$0.00	\$0.00	\$0.00	\$3.35	\$7.28	(\$7.28)
22000	41705	Fees – Users	\$110,000.00	\$0.00	\$110,000.00	\$45,270.00	\$90,024.00	\$19,976.00

State of New Mexico  
Public School Operating Budget - Actuals Revenue Rollup Report  
Gadsden 2017-2018 - Second Quarter (Oct - Dec) - Revenue  
Submitted

Fund	Obj	Description	Budget	Adjustments	Adjusted Budget	Current Period	YTD	Budget Balance
<b>22000</b>		<b>TOTAL Athletics</b>	<b>\$110,000.00</b>	<b>\$0.00</b>	<b>\$110,000.00</b>	<b>\$45,273.35</b>	<b>\$90,031.28</b>	<b>\$19,968.72</b>
<b>23000</b>		<b>Non-Instructional Support</b>						
23000	41701	Fees – Activities	\$380,000.00	\$0.00	\$380,000.00	\$192,685.94	\$405,938.63	(\$25,809.95)
23000	41705	Fees – Users	\$0.00	\$0.00	\$0.00	\$60.00	\$1,234.00	(\$1,234.00)
23000	41920	Contributions and Donatio	\$40,000.00	\$0.00	\$40,000.00	\$8,035.37	\$14,828.10	\$25,171.90
<b>23000</b>		<b>TOTAL Non-Instructional</b>	<b>\$420,000.00</b>	<b>\$0.00</b>	<b>\$420,000.00</b>	<b>\$200,781.31</b>	<b>\$422,000.73</b>	<b>(\$1,872.05)</b>
<b>24000</b>		<b>Federal Flow-through</b>						
<b>24101</b>		<b>Title I - ESEA</b>						
24101	41980	Refund of Prior Year's Ex	\$0.00	\$0.00	\$0.00	\$0.00	\$73.54	(\$73.54)
24101	44500	Restricted Grants – Feder	\$6,783,607.00	\$0.00	\$6,783,607.00	\$736,348.27	\$2,683,071.91	\$4,100,535.09
24101	44504	Federal Flowthrough Prior	\$750,000.00	\$0.00	\$750,000.00	\$0.00	\$0.00	\$750,000.00
<b>24101</b>		<b>TOTAL Title I - ESEA</b>	<b>\$7,533,607.00</b>	<b>\$0.00</b>	<b>\$7,533,607.00</b>	<b>\$736,348.27</b>	<b>\$2,683,145.45</b>	<b>\$4,850,461.55</b>
<b>24103</b>		<b>Migrant Children Educatio</b>						
24103	44500	Restricted Grants – Feder	\$75,753.00	\$0.00	\$75,753.00	\$7,694.05	\$21,380.71	\$54,372.29
<b>24103</b>		<b>TOTAL Migrant Children Ed</b>	<b>\$75,753.00</b>	<b>\$0.00</b>	<b>\$75,753.00</b>	<b>\$7,694.05</b>	<b>\$21,380.71</b>	<b>\$54,372.29</b>
<b>24106</b>		<b>Entitlement IDEA-B</b>						
24106	44500	Restricted Grants – Feder	\$3,177,464.00	\$0.00	\$3,177,464.00	\$662,485.03	\$1,764,563.22	\$1,412,900.78
24106	45304	Sale of Personal Property	\$0.00	\$0.00	\$0.00	\$502.00	\$502.00	(\$502.00)
<b>24106</b>		<b>TOTAL Entitlement IDEA-B</b>	<b>\$3,177,464.00</b>	<b>\$0.00</b>	<b>\$3,177,464.00</b>	<b>\$662,987.03</b>	<b>\$1,765,065.22</b>	<b>\$1,412,398.78</b>
<b>24108</b>		<b>New Mexico Autism Project</b>						
24108	44500	Restricted Grants – Feder	\$0.00	\$0.00	\$0.00	\$0.00	\$1,764.90	(\$1,764.90)
<b>24108</b>		<b>TOTAL New Mexico Autism P</b>	<b>\$0.00</b>	<b>\$0.00</b>	<b>\$0.00</b>	<b>\$0.00</b>	<b>\$1,764.90</b>	<b>(\$1,764.90)</b>
<b>24109</b>		<b>Preschool IDEA-B</b>						
24109	44500	Restricted Grants – Feder	\$68,359.00	\$0.00	\$68,359.00	\$12,562.28	\$39,933.98	\$28,425.02
<b>24109</b>		<b>TOTAL Preschool IDEA-B</b>	<b>\$68,359.00</b>	<b>\$0.00</b>	<b>\$68,359.00</b>	<b>\$12,562.28</b>	<b>\$39,933.98</b>	<b>\$28,425.02</b>
<b>24113</b>		<b>Education of Homeless</b>						
24113	44500	Restricted Grants – Feder	\$0.00	\$29,913.00	\$29,913.00	\$0.00	\$190.56	\$29,722.44
<b>24113</b>		<b>TOTAL Education of Homele</b>	<b>\$0.00</b>	<b>\$29,913.00</b>	<b>\$29,913.00</b>	<b>\$0.00</b>	<b>\$190.56</b>	<b>\$29,722.44</b>
<b>24153</b>		<b>English Language Acquisit</b>						
24153	44500	Restricted Grants – Feder	\$507,601.00	\$0.00	\$507,601.00	\$235,453.13	\$351,849.18	\$155,751.82
<b>24153</b>		<b>TOTAL English Language Ac</b>	<b>\$507,601.00</b>	<b>\$0.00</b>	<b>\$507,601.00</b>	<b>\$235,453.13</b>	<b>\$351,849.18</b>	<b>\$155,751.82</b>
<b>24154</b>		<b>Teacher/Principal Trainin</b>						
24154	44500	Restricted Grants – Feder	\$905,023.00	\$0.00	\$905,023.00	\$155,342.93	\$438,551.27	\$466,471.73
<b>24154</b>		<b>TOTAL Teacher/Principal T</b>	<b>\$905,023.00</b>	<b>\$0.00</b>	<b>\$905,023.00</b>	<b>\$155,342.93</b>	<b>\$438,551.27</b>	<b>\$466,471.73</b>
<b>24174</b>		<b>Carl D Perkins Secondary</b>						
24174	44500	Restricted Grants – Feder	\$192,845.00	\$0.00	\$192,845.00	\$0.00	\$17,477.76	\$175,367.24

**State of New Mexico  
Public School Operating Budget - Actuals Revenue Rollup Report  
Gadsden 2017-2018 - Second Quarter (Oct - Dec) - Revenue  
Submitted**

<b>Fund</b>	<b>Obj</b>	<b>Description</b>	<b>Budget</b>	<b>Adjustments</b>	<b>Adjusted Budget</b>	<b>Current Period</b>	<b>YTD</b>	<b>Budget Balance</b>
24174		<b>TOTAL Carl D Perkins Seco</b>	<b>\$192,845.00</b>	<b>\$0.00</b>	<b>\$192,845.00</b>	<b>\$0.00</b>	<b>\$17,477.76</b>	<b>\$175,367.24</b>
24175		<b>Carl D Perkins Secondary</b>						
24175	44500	Restricted Grants – Feder	\$0.00	\$31,483.00	\$31,483.00	\$0.00	\$31,150.00	\$333.00
24175		<b>TOTAL Carl D Perkins Seco</b>	<b>\$0.00</b>	<b>\$31,483.00</b>	<b>\$31,483.00</b>	<b>\$0.00</b>	<b>\$31,150.00</b>	<b>\$333.00</b>
24176		<b>Carl D Perkins Secondary</b>						
24176	44500	Restricted Grants – Feder	\$15,367.00	\$0.00	\$15,367.00	\$0.00	\$17,034.62	(\$1,667.62)
24176		<b>TOTAL Carl D Perkins Seco</b>	<b>\$15,367.00</b>	<b>\$0.00</b>	<b>\$15,367.00</b>	<b>\$0.00</b>	<b>\$17,034.62</b>	<b>(\$1,667.62)</b>
24000		<b>TOTAL Federal Flow-</b>	<b>\$12,476,019.00</b>	<b>\$61,396.00</b>	<b>\$12,537,415.00</b>	<b>\$1,810,387.69</b>	<b>\$5,367,543.65</b>	<b>\$7,169,871.35</b>
25000		<b>Federal Direct Grants</b>						
25153		<b>Title XIX MEDICAID 3/21 Y</b>						
25153	44301	Other Restricted Grants –	\$700,000.00	\$0.00	\$700,000.00	\$303,090.69	\$554,862.31	\$145,137.69
25153		<b>TOTAL Title XIX MEDICAID</b>	<b>\$700,000.00</b>	<b>\$0.00</b>	<b>\$700,000.00</b>	<b>\$303,090.69</b>	<b>\$554,862.31</b>	<b>\$145,137.69</b>
25000		<b>TOTAL Federal Direct</b>	<b>\$700,000.00</b>	<b>\$0.00</b>	<b>\$700,000.00</b>	<b>\$303,090.69</b>	<b>\$554,862.31</b>	<b>\$145,137.69</b>
27000		<b>State Flow-through Grants</b>						
27103		<b>2009 Dual Credit Instruct</b>						
27103	43202	State Flow-through Grants	\$0.00	\$33,102.00	\$33,102.00	\$0.00	\$0.00	\$33,102.00
27103		<b>TOTAL 2009 Dual Credit In</b>	<b>\$0.00</b>	<b>\$33,102.00</b>	<b>\$33,102.00</b>	<b>\$0.00</b>	<b>\$0.00</b>	<b>\$33,102.00</b>
27107		<b>2012 GOBond Student Libra</b>						
27107	43204	Prior Year Balances	\$0.00	\$4,158.00	\$4,158.00	\$0.00	\$3,366.30	\$791.70
27107		<b>TOTAL 2012 GOBond</b>	<b>\$0.00</b>	<b>\$4,158.00</b>	<b>\$4,158.00</b>	<b>\$0.00</b>	<b>\$3,366.30</b>	<b>\$791.70</b>
27114		<b>New Mexico Reads to Lead</b>						
27114	43202	State Flow-through Grants	\$0.00	\$195,007.00	\$195,007.00	\$21,841.66	\$135,523.67	\$59,483.33
27114		<b>TOTAL New Mexico Reads to</b>	<b>\$0.00</b>	<b>\$195,007.00</b>	<b>\$195,007.00</b>	<b>\$21,841.66</b>	<b>\$135,523.67</b>	<b>\$59,483.33</b>
27149		<b>PreK Initiative</b>						
27149	41980	Refund of Prior Year's Ex	\$0.00	\$0.00	\$0.00	\$0.00	\$190.00	(\$190.00)
27149	43202	State Flow-through Grants	\$1,899,220.00	\$0.00	\$1,899,220.00	\$181,046.31	\$672,704.82	\$1,226,515.18
27149		<b>TOTAL PreK Initiative</b>	<b>\$1,899,220.00</b>	<b>\$0.00</b>	<b>\$1,899,220.00</b>	<b>\$181,046.31</b>	<b>\$672,894.82</b>	<b>\$1,226,325.18</b>
27155		<b>Breakfast for Elementary</b>						
27155	43202	State Flow-through Grants	\$0.00	\$88,924.00	\$88,924.00	\$22,650.66	\$22,650.66	\$66,273.34
27155		<b>TOTAL Breakfast for Eleme</b>	<b>\$0.00</b>	<b>\$88,924.00</b>	<b>\$88,924.00</b>	<b>\$22,650.66</b>	<b>\$22,650.66</b>	<b>\$66,273.34</b>
27166		<b>Kindergarten-Three Plus</b>						
27166	43202	State Flow-through Grants	\$833,042.00	\$6,673.00	\$839,715.00	\$713,240.02	\$1,179,447.32	(\$339,732.32)
27166		<b>TOTAL Kindergarten-Three</b>	<b>\$833,042.00</b>	<b>\$6,673.00</b>	<b>\$839,715.00</b>	<b>\$713,240.02</b>	<b>\$1,179,447.32</b>	<b>(\$339,732.32)</b>
27000		<b>TOTAL State Flow-</b>	<b>\$2,732,262.00</b>	<b>\$327,864.00</b>	<b>\$3,060,126.00</b>	<b>\$938,778.65</b>	<b>\$2,013,882.77</b>	<b>\$1,046,243.23</b>
28000		<b>State Direct Grants</b>						
28120		<b>NM Highway Dept (Road)</b>						

**State of New Mexico**  
**Public School Operating Budget - Actuals Revenue Rollup Report**  
**Gadsden 2017-2018 - Second Quarter (Oct - Dec) - Revenue**  
**Submitted**

Fund	Obj	Description	Budget	Adjustments	Adjusted Budget	Current Period	YTD	Budget Balance
28120	43214	Inter-Governmental Contra	\$0.00	\$21,627.00	\$21,627.00	\$16,220.00	\$16,220.00	\$5,407.00
<b>28120</b>		<b>TOTAL NM Highway Dept (Ro</b>	<b>\$0.00</b>	<b>\$21,627.00</b>	<b>\$21,627.00</b>	<b>\$16,220.00</b>	<b>\$16,220.00</b>	<b>\$5,407.00</b>
<b>28193</b>		<b>CYFD Parents As Teachers</b>						
28193	43203	State Direct Grants	\$438,930.00	\$0.00	\$438,930.00	\$18,504.26	\$86,309.05	\$352,620.95
<b>28193</b>		<b>TOTAL CYFD Parents As Tea</b>	<b>\$438,930.00</b>	<b>\$0.00</b>	<b>\$438,930.00</b>	<b>\$18,504.26</b>	<b>\$86,309.05</b>	<b>\$352,620.95</b>
<b>28000</b>		<b>TOTAL State Direct</b>	<b>\$438,930.00</b>	<b>\$21,627.00</b>	<b>\$460,557.00</b>	<b>\$34,724.26</b>	<b>\$102,529.05</b>	<b>\$358,027.95</b>
<b>29000</b>		<b>Combined State/Local</b>						
<b>29135</b>		<b>Bonds/TIF (Tax Increment</b>						
29135	41280	Revenue In Lieu Of Taxes	\$0.00	\$0.00	\$0.00	\$16,938.49	\$16,938.49	(\$16,938.49)
<b>29135</b>		<b>TOTAL Bonds/TIF (Tax Incr</b>	<b>\$0.00</b>	<b>\$0.00</b>	<b>\$0.00</b>	<b>\$16,938.49</b>	<b>\$16,938.49</b>	<b>(\$16,938.49)</b>
<b>29000</b>		<b>TOTAL Combined</b>	<b>\$0.00</b>	<b>\$0.00</b>	<b>\$0.00</b>	<b>\$16,938.49</b>	<b>\$16,938.49</b>	<b>(\$16,938.49)</b>
<b>31100</b>		<b>Bond Building</b>						
31100	41500	Investment Income	\$8,000.00	\$0.00	\$8,000.00	\$23,235.31	\$28,630.63	(\$20,630.63)
31100	41980	Refund of Prior Year's Ex	\$0.00	\$0.00	\$0.00	\$9,000.00	\$9,000.00	(\$9,000.00)
31100	45110	Sale of Bonds	\$9,500,000.00	\$0.00	\$9,500,000.00	\$9,500,000.00	\$9,500,000.00	\$0.00
<b>31100</b>		<b>TOTAL Bond Building</b>	<b>\$9,508,000.00</b>	<b>\$0.00</b>	<b>\$9,508,000.00</b>	<b>\$9,532,235.31</b>	<b>\$9,537,630.63</b>	<b>(\$29,630.63)</b>
<b>31700</b>		<b>Capital Improvements SB-9</b>						
31700	43204	Prior Year Balances	\$3,209,523.00	\$0.00	\$3,209,523.00	\$0.00	\$571,364.62	\$2,638,158.38
<b>31700</b>		<b>TOTAL Capital Improvement</b>	<b>\$3,209,523.00</b>	<b>\$0.00</b>	<b>\$3,209,523.00</b>	<b>\$0.00</b>	<b>\$571,364.62</b>	<b>\$2,638,158.38</b>
<b>31701</b>		<b>Capital Improvements SB-9</b>						
31701	41110	Ad Valorem Taxes – School	\$1,818,475.00	\$0.00	\$1,818,475.00	\$374,480.13	\$470,353.65	\$1,348,121.35
31701	41500	Investment Income	\$0.00	\$0.00	\$0.00	\$399.78	\$982.74	(\$982.74)
31701	41953	Insurance Recoveries	\$0.00	\$0.00	\$0.00	\$500.00	\$830.00	(\$830.00)
31701	41980	Refund of Prior Year's Ex	\$0.00	\$0.00	\$0.00	\$12.49	\$81.76	(\$81.76)
<b>31701</b>		<b>TOTAL Capital Improvement</b>	<b>\$1,818,475.00</b>	<b>\$0.00</b>	<b>\$1,818,475.00</b>	<b>\$375,392.40</b>	<b>\$472,248.15</b>	<b>\$1,346,226.85</b>
<b>31900</b>		<b>Ed. Technology Equipment</b>						
31900	45110	Sale of Bonds	\$2,000,000.00	\$0.00	\$2,000,000.00	\$2,000,000.00	\$2,000,000.00	\$0.00
<b>31900</b>		<b>TOTAL Ed. Technology Equi</b>	<b>\$2,000,000.00</b>	<b>\$0.00</b>	<b>\$2,000,000.00</b>	<b>\$2,000,000.00</b>	<b>\$2,000,000.00</b>	<b>\$0.00</b>
<b>41000</b>		<b>Debt Services</b>						
41000	41110	Ad Valorem Taxes – School	\$9,890,000.00	\$0.00	\$9,890,000.00	\$2,308,463.22	\$2,883,995.64	\$7,006,004.36
<b>41000</b>		<b>TOTAL Debt Services</b>	<b>\$9,890,000.00</b>	<b>\$0.00</b>	<b>\$9,890,000.00</b>	<b>\$2,308,463.22</b>	<b>\$2,883,995.64</b>	<b>\$7,006,004.36</b>
<b>43000</b>		<b>Total Ed. Tech. Debt Serv</b>						
43000	41110	Ad Valorem Taxes – School	\$2,020,000.00	\$0.00	\$2,020,000.00	\$443,584.66	\$563,104.74	\$1,456,895.26
<b>43000</b>		<b>TOTAL Total Ed. Tech.</b>	<b>\$2,020,000.00</b>	<b>\$0.00</b>	<b>\$2,020,000.00</b>	<b>\$443,584.66</b>	<b>\$563,104.74</b>	<b>\$1,456,895.26</b>
<b>ALL</b>		<b>TOTAL BUDGET</b>	<b>\$159,817,320.00</b>	<b>\$410,887.00</b>	<b>\$160,228,207.00</b>	<b>\$47,800,513.71</b>	<b>\$81,385,543.46</b>	<b>\$78,843,318.22</b>

**State of New Mexico**  
**Public School Operating Budget - Actuals Expenditure Rollup Report**  
**Gadsden 2017-2018 - Second Quarter (Oct - Dec) - Expenditure**  
**Submitted**

Fund 11000	Func 1000	Obj	Job	Description Operational Instruction	Budget	Adjustments	Adjusted Budget	Current Period	YTD	Encumbrance	Budget Balance	FTE
		<b>51100</b>		<b>Salaries Expense</b>								
11000	1000	51100	1411	Teachers-Grades 1-12	\$24,600,580.00	\$0.00	\$24,600,580.00	\$5,778,990.86	\$9,666,240.45	\$13,455,645.66	\$1,478,693.89	487.04
11000	1000	51100	1412	Teachers- Special Education	\$6,266,231.00	\$0.00	\$6,266,231.00	\$1,477,013.00	\$2,476,820.58	\$3,368,418.61	\$420,991.81	129.86
11000	1000	51100	1413	Teachers-Early Childhood Ed	\$2,524,423.00	\$0.00	\$2,524,423.00	\$561,683.54	\$934,615.91	\$1,241,524.54	\$348,282.55	48.00
11000	1000	51100	1415	Teachers-Vocational and Technical	\$1,708,667.00	\$0.00	\$1,708,667.00	\$412,070.20	\$711,564.77	\$937,248.72	\$59,853.51	33.00
11000	1000	51100	1416	Teachers-Other Instruction	\$5,867,316.00	\$0.00	\$5,867,316.00	\$1,388,174.98	\$2,281,887.64	\$3,280,654.88	\$304,773.48	110.00
11000	1000	51100	1422	Teachers Special Education - Gifted	\$57,965.00	\$0.00	\$57,965.00	\$0.00	\$0.00	\$0.00	\$57,965.00	0.00
11000	1000	51100	1610	Substitutes Professional Development	\$50,000.00	\$0.00	\$50,000.00	\$157.50	\$157.50	\$900.00	\$48,942.50	0.00
11000	1000	51100	1611	Substitutes-Sick Leave	\$650,000.00	\$0.00	\$650,000.00	\$102,078.09	\$157,062.10	\$12,186.18	\$480,751.72	0.00
11000	1000	51100	1612	Substitutes-Other Leave	\$300,000.00	\$0.00	\$300,000.00	\$141,321.77	\$212,831.71	\$13,003.44	\$74,164.85	0.00
11000	1000	51100	1613	Separation Pay	\$150,000.00	\$0.00	\$150,000.00	\$0.00	\$4,611.00	\$4,420.44	\$140,968.56	0.00
11000	1000	51100	1711	Instructional Assistants-Grades 1-12	\$538,161.00	\$0.00	\$538,161.00	\$154,952.76	\$248,400.02	\$368,661.59	(\$78,900.61)	38.00
11000	1000	51100	1712	Instructional Assistants-Special Education	\$2,273,338.00	\$0.00	\$2,273,338.00	\$561,071.56	\$920,769.34	\$1,263,985.87	\$88,582.79	133.00
11000	1000	51100	1713	Instructional Assistants-Early Childhood Education	\$730,849.00	\$0.00	\$730,849.00	\$165,286.34	\$278,508.42	\$402,073.12	\$50,267.46	42.00
<b>11000</b>	<b>1000</b>	<b>51100</b>		<b>SUBTOTAL Salaries Expense</b>	<b>\$45,717,530.00</b>	<b>\$0.00</b>	<b>\$45,717,530.00</b>	<b>\$10,742,800.60</b>	<b>\$17,893,469.44</b>	<b>\$24,348,723.05</b>	<b>\$3,475,337.51</b>	<b>1,020.90</b>
		<b>51300</b>		<b>Additional Compensation</b>								
11000	1000	51300	1411	Teachers-Grades 1-12	\$50,000.00	\$0.00	\$50,000.00	\$15,237.50	\$15,237.50	\$2,452.50	\$32,310.00	0.00
11000	1000	51300	1412	Teachers- Special Education	\$75,000.00	\$0.00	\$75,000.00	\$1,982.50	\$1,982.50	\$600.00	\$72,417.50	0.00
11000	1000	51300	1618	Athletics Salaries	\$628,122.00	\$0.00	\$628,122.00	\$189,949.19	\$307,412.56	\$151,414.60	\$169,294.84	0.00
11000	1000	51300	1621	Summer School/After School	\$46,084.00	\$0.00	\$46,084.00	\$6,675.85	\$8,325.85	\$1,784.06	\$35,974.09	0.00
11000	1000	51300	1624	Activities Salary	\$432,046.00	\$0.00	\$432,046.00	\$85,545.39	\$95,560.87	\$230,181.47	\$106,303.66	0.00
<b>11000</b>	<b>1000</b>	<b>51300</b>		<b>SUBTOTAL Additional Compensation</b>	<b>\$1,231,252.00</b>	<b>\$0.00</b>	<b>\$1,231,252.00</b>	<b>\$299,390.43</b>	<b>\$428,519.28</b>	<b>\$386,432.63</b>	<b>\$416,300.09</b>	<b>0.00</b>
11000	1000	52111		Educational Retirement	\$6,504,675.00	\$0.00	\$6,504,675.00	\$1,494,272.29	\$2,484,126.96	\$3,403,338.64	\$617,209.40	0.00
11000	1000	52112		ERA - Retiree Health	\$934,803.00	\$0.00	\$934,803.00	\$215,006.27	\$357,435.04	\$489,734.24	\$87,633.72	0.00
11000	1000	52210		FICA Payments	\$2,910,593.00	\$0.00	\$2,910,593.00	\$635,442.79	\$1,054,183.96	\$1,405,522.99	\$450,886.05	0.00
11000	1000	52220		Medicare Payments	\$680,702.00	\$0.00	\$680,702.00	\$148,612.02	\$246,542.83	\$328,709.46	\$105,449.71	0.00
11000	1000	52311		Health and Medical Premiums	\$4,912,031.00	\$0.00	\$4,912,031.00	\$1,111,168.47	\$1,849,290.72	\$2,597,742.56	\$464,997.72	0.00
11000	1000	52312		Life	\$66,379.00	\$0.00	\$66,379.00	\$14,494.88	\$24,227.71	\$33,282.18	\$8,869.11	0.00
11000	1000	52313		Dental	\$272,987.00	\$0.00	\$272,987.00	\$61,006.54	\$102,328.44	\$142,955.14	\$27,703.42	0.00
11000	1000	52314		Vision	\$43,079.00	\$0.00	\$43,079.00	\$9,643.42	\$16,085.18	\$23,062.14	\$3,931.68	0.00
11000	1000	52315		Disability	\$38,246.00	\$0.00	\$38,246.00	\$7,981.67	\$13,425.15	\$18,660.22	\$6,160.63	0.00
11000	1000	52500		Unemployment Compensation	\$22,361.00	\$0.00	\$22,361.00	\$5,335.52	\$9,656.75	\$11,854.01	\$850.24	0.00
11000	1000	52710		Workers Compensation Premium	\$954,016.00	\$0.00	\$954,016.00	\$222,662.13	\$369,448.00	\$494,741.63	\$89,826.37	0.00
11000	1000	52720		Workers Compensation Employer's Fee	\$11,842.00	\$0.00	\$11,842.00	\$2,761.60	\$5,463.00	\$4,660.94	\$1,718.06	0.00
11000	1000	53330		Professional Development	\$211,500.00	\$0.00	\$211,500.00	\$9,354.36	\$13,498.65	\$14,883.68	\$183,117.67	0.00
11000	1000	53414		Other Services	\$122,800.00	\$0.00	\$122,800.00	\$54,853.38	\$87,224.53	\$45,947.78	(\$10,372.31)	0.00
11000	1000	53711		Other Charges	\$53,154.00	\$0.00	\$53,154.00	\$7,960.58	\$40,406.38	\$15,153.79	(\$2,406.17)	0.00
11000	1000	53760		Tuition For Concurrent Enrollment	\$7,500.00	\$0.00	\$7,500.00	\$0.00	\$0.00	\$0.00	\$7,500.00	0.00

**State of New Mexico**  
**Public School Operating Budget - Actuals Expenditure Rollup Report**  
**Gadsden 2017-2018 - Second Quarter (Oct - Dec) - Expenditure**  
**Submitted**

Fund	Func	Obj	Job	Description	Budget	Adjustments	Adjusted Budget	Current Period	YTD	Encumbrance	Budget Balance	FTE
11000	1000	54311		Maintenance & Repair - Furniture/Fixtures/Equipment	\$25,000.00	\$0.00	\$25,000.00	\$20.80	\$3,400.15	\$0.00	\$21,599.85	0.00
11000	1000	55813		Employee Travel - Non-Teachers	\$0.00	\$0.00	\$0.00	\$341.20	\$341.20	\$0.00	(\$341.20)	0.00
11000	1000	55817		Student Travel	\$628,173.00	\$0.00	\$628,173.00	\$151,937.90	\$188,915.39	\$99,447.90	\$339,809.71	0.00
11000	1000	55819		Employee Travel - Teachers	\$6,401.00	\$0.00	\$6,401.00	\$802.00	\$802.00	\$0.00	\$5,599.00	0.00
11000	1000	55914		Contracts - Interagency	\$23,000.00	\$0.00	\$23,000.00	\$0.00	\$0.00	\$0.00	\$23,000.00	0.00
11000	1000	55915		Other Contract Services	\$5,470.00	\$0.00	\$5,470.00	\$0.00	\$0.00	\$216.00	\$5,254.00	0.00
11000	1000	56113		Software	\$26,650.00	\$0.00	\$26,650.00	\$395.00	\$3,789.00	\$1,835.08	\$21,025.92	0.00
11000	1000	56118		General Supplies and Materials	\$762,162.00	\$0.00	\$762,162.00	\$160,033.30	\$273,395.16	\$109,849.71	\$378,917.13	0.00
11000	1000	57332		Supply Assets (\$5,000 or less)	\$92,510.00	\$0.00	\$92,510.00	\$15,176.14	\$22,802.88	\$9,657.94	\$60,049.18	0.00
<b>11000</b>	<b>1000</b>			<b>SUBTOTAL Instruction</b>	<b>\$66,264,816.00</b>	<b>\$0.00</b>	<b>\$66,264,816.00</b>	<b>\$15,371,453.29</b>	<b>\$25,488,777.80</b>	<b>\$33,986,411.71</b>	<b>\$6,789,626.49</b>	<b>1,020.90</b>
	<b>2000</b>			<b>Support Services</b>								
	<b>2100</b>			<b>Support Services-Students</b>								
		<b>51100</b>		<b>Salaries Expense</b>								
11000	2100	51100	1211	Coordinator/Subject Matter Specialist	\$0.00	\$0.00	\$0.00	\$545.46	\$909.07	\$1,090.93	(\$2,000.00)	0.10
11000	2100	51100	1214	Guidance Counselors/Social Workers	\$2,536,510.00	\$0.00	\$2,536,510.00	\$642,729.55	\$1,149,272.22	\$1,403,110.48	(\$15,872.70)	51.43
11000	2100	51100	1215	Registered Nurses	\$908,634.00	\$0.00	\$908,634.00	\$220,377.83	\$413,923.89	\$454,677.76	\$40,032.35	18.15
11000	2100	51100	1216	Health Assistants	\$304,945.00	\$0.00	\$304,945.00	\$63,902.09	\$116,342.19	\$138,677.36	\$49,925.45	15.00
11000	2100	51100	1217	Secretarial/Clerical/Technical Assistants	\$202,644.00	\$0.00	\$202,644.00	\$49,758.51	\$93,128.07	\$105,520.47	\$3,995.46	10.00
11000	2100	51100	1311	Diagnostics	\$960,791.00	\$0.00	\$960,791.00	\$233,135.77	\$410,939.17	\$540,705.57	\$9,146.26	18.63
11000	2100	51100	1312	Speech Therapists	\$941,222.00	\$0.00	\$941,222.00	\$105,849.66	\$176,612.65	\$246,981.90	\$517,627.45	9.10
11000	2100	51100	1313	Occupational Therapists	\$307,406.00	\$0.00	\$307,406.00	\$78,476.58	\$130,794.30	\$183,111.81	(\$6,500.11)	7.07
11000	2100	51100	1314	Physical/Recreational Therapists	\$230,168.00	\$0.00	\$230,168.00	\$56,042.04	\$93,403.40	\$130,764.51	\$6,000.09	4.45
11000	2100	51100	1315	Psychologists/Counselors	\$388,753.00	\$0.00	\$388,753.00	\$78,380.76	\$137,354.96	\$176,080.89	\$75,317.15	5.43
11000	2100	51100	1317	Interpreters	\$181,574.00	\$0.00	\$181,574.00	\$29,905.25	\$49,171.74	\$66,818.58	\$65,583.68	3.00
11000	2100	51100	1318	Specialists	\$50,515.00	\$0.00	\$50,515.00	\$12,889.56	\$23,587.38	\$27,927.35	(\$999.73)	1.14
<b>11000</b>	<b>2100</b>	<b>51100</b>		<b>SUBTOTAL Salaries Expense</b>	<b>\$7,013,162.00</b>	<b>\$0.00</b>	<b>\$7,013,162.00</b>	<b>\$1,571,993.06</b>	<b>\$2,795,439.04</b>	<b>\$3,475,467.61</b>	<b>\$742,255.35</b>	<b>143.50</b>
11000	2100	52111		Educational Retirement	\$974,832.00	\$0.00	\$974,832.00	\$218,507.23	\$388,139.73	\$480,464.19	\$106,228.08	0.00
11000	2100	52112		ERA - Retiree Health	\$140,262.00	\$0.00	\$140,262.00	\$31,439.85	\$55,847.51	\$69,131.40	\$15,283.09	0.00
11000	2100	52210		FICA Payments	\$434,816.00	\$0.00	\$434,816.00	\$90,746.67	\$161,280.22	\$199,143.05	\$74,392.73	0.00
11000	2100	52220		Medicare Payments	\$101,693.00	\$0.00	\$101,693.00	\$21,222.80	\$37,718.43	\$46,573.85	\$17,400.72	0.00
11000	2100	52311		Health and Medical Premiums	\$774,206.00	\$0.00	\$774,206.00	\$152,511.15	\$265,884.26	\$339,925.36	\$168,396.38	0.00
11000	2100	52312		Life	\$10,461.00	\$0.00	\$10,461.00	\$1,886.90	\$3,343.96	\$4,109.37	\$3,007.67	0.00
11000	2100	52313		Dental	\$43,028.00	\$0.00	\$43,028.00	\$10,060.57	\$17,880.78	\$21,546.72	\$3,600.50	0.00
11000	2100	52314		Vision	\$6,791.00	\$0.00	\$6,791.00	\$1,477.74	\$2,579.29	\$3,258.34	\$953.37	0.00
11000	2100	52315		Disability	\$6,029.00	\$0.00	\$6,029.00	\$2,174.38	\$3,876.90	\$4,809.59	(\$2,657.49)	0.00
11000	2100	52500		Unemployment Compensation	\$3,334.00	\$0.00	\$3,334.00	\$759.30	\$1,545.99	\$1,669.68	\$118.33	0.00
11000	2100	52710		Workers Compensation Premium	\$142,568.00	\$0.00	\$142,568.00	\$31,697.73	\$56,305.42	\$69,698.90	\$16,563.68	0.00
11000	2100	52720		Workers Compensation Employer's Fee	\$1,755.00	\$0.00	\$1,755.00	\$305.89	\$606.70	\$607.40	\$540.90	0.00
11000	2100	53212		Speech Therapists - Contracted	\$730,000.00	\$0.00	\$730,000.00	\$453,604.37	\$657,196.40	\$899,422.92	(\$826,619.32)	0.00
11000	2100	53213		Occupational Therapists - Contracted	\$50,000.00	\$0.00	\$50,000.00	\$0.00	\$0.00	\$0.00	\$50,000.00	0.00
11000	2100	53217		Interpreters - Contracted	\$108,500.00	\$0.00	\$108,500.00	\$19,834.71	\$19,834.71	\$0.00	\$88,665.29	0.00

**State of New Mexico**  
**Public School Operating Budget - Actuals Expenditure Rollup Report**  
**Gadsden 2017-2018 - Second Quarter (Oct - Dec) - Expenditure**  
**Submitted**

Fund	Func	Obj	Job Description	Budget	Adjustments	Adjusted Budget	Current Period	YTD	Encumbrance	Budget Balance	FTE
11000	2100	53330	Professional Development	\$15,750.00	\$0.00	\$15,750.00	\$266.00	\$371.00	\$0.00	\$15,379.00	0.00
11000	2100	53414	Other Services	\$21,000.00	\$0.00	\$21,000.00	\$0.00	\$0.00	\$0.00	\$21,000.00	0.00
11000	2100	53711	Other Charges	\$0.00	\$0.00	\$0.00	\$0.00	\$0.00	\$600.00	(\$600.00)	0.00
11000	2100	54311	Maintenance & Repair - Furniture/Fixtures/Equipment	\$3,000.00	\$0.00	\$3,000.00	\$585.00	\$4,953.00	\$750.00	(\$2,703.00)	0.00
11000	2100	54620	Rental - Equipment and Vehicles	\$7,000.00	\$0.00	\$7,000.00	\$1,750.40	\$1,750.40	\$2,450.52	\$2,799.08	0.00
11000	2100	55813	Employee Travel - Non-Teachers	\$15,000.00	\$0.00	\$15,000.00	\$250.00	\$370.00	\$1,431.00	\$13,199.00	0.00
11000	2100	56118	General Supplies and Materials	\$66,752.00	\$0.00	\$66,752.00	\$11,198.32	\$14,581.79	\$6,156.32	\$46,013.89	0.00
11000	2100	57332	Supply Assets (\$5,000 or less)	\$0.00	\$0.00	\$0.00	\$0.00	\$2,141.79	\$599.88	(\$2,741.67)	0.00
<b>11000</b>	<b>2100</b>		<b>SUBTOTAL Support Services-Students</b>	<b>\$10,669,939.00</b>	<b>\$0.00</b>	<b>\$10,669,939.00</b>	<b>\$2,622,272.07</b>	<b>\$4,491,647.32</b>	<b>\$5,627,816.10</b>	<b>\$550,475.58</b>	<b>143.50</b>
	<b>2200</b>		<b>Support Services-Instruction</b>								
		<b>51100</b>	<b>Salaries Expense</b>								
11000	2200	51100	1211 Coordinator/Subject Matter Specialist	\$580,456.00	\$0.00	\$580,456.00	\$138,240.24	\$257,855.28	\$288,842.79	\$33,757.93	7.44
11000	2200	51100	1212 Library/Media Specialists	\$386,521.00	\$0.00	\$386,521.00	\$97,767.41	\$178,274.85	\$213,311.92	(\$5,065.77)	7.14
11000	2200	51100	1213 Library/Media Assistants	\$432,746.00	\$0.00	\$432,746.00	\$106,608.01	\$180,809.61	\$240,188.18	\$11,748.21	22.00
11000	2200	51100	1217 Secretarial/Clerical/Technical Assistants	\$913,309.00	\$0.00	\$913,309.00	\$219,883.28	\$423,298.02	\$456,493.34	\$33,517.64	35.77
11000	2200	51100	1511 Data Processing	\$237,927.00	\$0.00	\$237,927.00	\$59,481.72	\$118,963.44	\$118,963.56	\$0.00	4.00
11000	2200	51100	1613 Separation Pay	\$49,103.00	\$0.00	\$49,103.00	\$0.00	\$0.00	\$0.00	\$49,103.00	0.00
<b>11000</b>	<b>2200</b>	<b>51100</b>	<b>SUBTOTAL Salaries Expense</b>	<b>\$2,600,062.00</b>	<b>\$0.00</b>	<b>\$2,600,062.00</b>	<b>\$621,980.66</b>	<b>\$1,159,201.20</b>	<b>\$1,317,799.79</b>	<b>\$123,061.01</b>	<b>76.35</b>
		<b>51200</b>	<b>Overtime Expense</b>								
11000	2200	51200	1213 Library/Media Assistants	\$0.00	\$0.00	\$0.00	\$0.00	\$1,188.48	\$0.00	(\$1,188.48)	0.00
<b>11000</b>	<b>2200</b>	<b>51200</b>	<b>SUBTOTAL Overtime Expense</b>	<b>\$0.00</b>	<b>\$0.00</b>	<b>\$0.00</b>	<b>\$0.00</b>	<b>\$1,188.48</b>	<b>\$0.00</b>	<b>(\$1,188.48)</b>	<b>0.00</b>
		<b>51300</b>	<b>Additional Compensation</b>								
11000	2200	51300	1211 Coordinator/Subject Matter Specialist	\$41,000.00	\$0.00	\$41,000.00	\$4,100.00	\$13,850.00	\$750.00	\$26,400.00	0.00
<b>11000</b>	<b>2200</b>	<b>51300</b>	<b>SUBTOTAL Additional Compensation</b>	<b>\$41,000.00</b>	<b>\$0.00</b>	<b>\$41,000.00</b>	<b>\$4,100.00</b>	<b>\$13,850.00</b>	<b>\$750.00</b>	<b>\$26,400.00</b>	<b>0.00</b>
11000	2200	52111	Educational Retirement	\$359,808.00	\$0.00	\$359,808.00	\$86,573.18	\$161,470.83	\$183,028.95	\$15,308.22	0.00
11000	2200	52112	ERA - Retiree Health	\$51,519.00	\$0.00	\$51,519.00	\$12,420.54	\$23,173.38	\$26,318.70	\$2,026.92	0.00
11000	2200	52210	FICA Payments	\$163,682.00	\$0.00	\$163,682.00	\$35,913.08	\$67,232.96	\$75,650.21	\$20,798.83	0.00
11000	2200	52220	Medicare Payments	\$38,417.00	\$0.00	\$38,417.00	\$8,399.00	\$15,723.76	\$17,692.53	\$5,000.71	0.00
11000	2200	52311	Health and Medical Premiums	\$284,488.00	\$0.00	\$284,488.00	\$66,169.83	\$125,325.67	\$142,346.48	\$16,815.85	0.00
11000	2200	52312	Life	\$3,843.00	\$0.00	\$3,843.00	\$1,095.88	\$2,016.65	\$2,372.98	(\$546.63)	0.00
11000	2200	52313	Dental	\$15,811.00	\$0.00	\$15,811.00	\$4,654.15	\$8,737.93	\$9,672.01	(\$2,598.94)	0.00
11000	2200	52314	Vision	\$2,495.00	\$0.00	\$2,495.00	\$795.86	\$1,479.30	\$1,688.12	(\$672.42)	0.00
11000	2200	52315	Disability	\$2,215.00	\$0.00	\$2,215.00	\$532.76	\$1,036.93	\$1,109.74	\$68.33	0.00
11000	2200	52500	Unemployment Compensation	\$1,331.00	\$0.00	\$1,331.00	\$302.41	\$673.19	\$636.78	\$21.03	0.00
11000	2200	52710	Workers Compensation Premium	\$53,680.00	\$0.00	\$53,680.00	\$12,629.50	\$23,686.24	\$26,588.13	\$3,405.63	0.00
11000	2200	52720	Workers Compensation Employer's Fee	\$696.00	\$0.00	\$696.00	\$180.14	\$357.98	\$360.28	(\$22.26)	0.00
11000	2200	53330	Professional Development	\$19,696.00	\$0.00	\$19,696.00	\$750.56	\$2,406.16	\$580.00	\$16,709.84	0.00
11000	2200	53414	Other Services	\$450,261.00	\$0.00	\$450,261.00	\$9,769.50	\$17,845.50	\$163,401.92	\$269,013.58	0.00
11000	2200	53711	Other Charges	\$4,300.00	\$0.00	\$4,300.00	\$0.00	\$0.00	\$0.00	\$4,300.00	0.00
11000	2200	54311	Maintenance & Repair - Furniture/Fixtures/Equipment	\$2,950.00	\$0.00	\$2,950.00	\$0.00	\$660.00	\$0.00	\$2,290.00	0.00



**State of New Mexico**  
**Public School Operating Budget - Actuals Expenditure Rollup Report**  
**Gadsden 2017-2018 - Second Quarter (Oct - Dec) - Expenditure**  
**Submitted**

Fund	Func	Obj	Job Description	Budget	Adjustments	Adjusted Budget	Current Period	YTD	Encumbrance	Budget Balance	FTE
11000	2200	54620	Rental - Equipment and Vehicles	\$8,316.00	\$0.00	\$8,316.00	\$4,358.70	\$4,358.70	\$6,102.29	(\$2,144.99)	0.00
11000	2200	54630	Rental - Computers and Related Equipment	\$10,000.00	\$0.00	\$10,000.00	\$2,308.25	\$2,308.25	\$5,172.11	\$2,519.64	0.00
11000	2200	55813	Employee Travel - Non-Teachers	\$6,726.00	\$0.00	\$6,726.00	\$669.34	\$965.50	\$517.66	\$5,242.84	0.00
11000	2200	55915	Other Contract Services	\$2,180.00	\$0.00	\$2,180.00	\$0.00	\$0.00	\$0.00	\$2,180.00	0.00
11000	2200	56113	Software	\$2,000.00	\$0.00	\$2,000.00	\$0.00	\$0.00	\$0.00	\$2,000.00	0.00
11000	2200	56114	Library And Audio-Visual	\$148,346.00	\$0.00	\$148,346.00	\$42,278.26	\$43,246.37	\$34,119.44	\$70,980.19	0.00
11000	2200	56118	General Supplies and Materials	\$65,701.00	\$0.00	\$65,701.00	\$9,701.83	\$16,303.53	\$5,248.22	\$44,149.25	0.00
11000	2200	57332	Supply Assets (\$5,000 or less)	\$14,252.00	\$0.00	\$14,252.00	\$2,471.80	\$2,819.96	\$104.99	\$11,327.05	0.00
<b>11000</b>	<b>2200</b>		<b>SUBTOTAL Support Services-Instruction</b>	<b>\$4,353,775.00</b>	<b>\$0.00</b>	<b>\$4,353,775.00</b>	<b>\$928,055.23</b>	<b>\$1,696,068.47</b>	<b>\$2,021,261.33</b>	<b>\$636,445.20</b>	<b>76.35</b>
	<b>2300</b>		<b>Support Services-General Administration</b>								
		<b>51100</b>	<b>Salaries Expense</b>								
11000	2300	51100	1111 Superintendent	\$170,000.00	\$0.00	\$170,000.00	\$38,399.29	\$74,317.57	\$67,704.64	\$27,977.79	1.00
11000	2300	51100	1217 Secretarial/Clerical/Technical Assistants	\$61,651.00	\$0.00	\$61,651.00	\$13,499.16	\$26,923.92	\$26,998.48	\$7,728.60	2.00
11000	2300	51100	1800 Board Members	\$9,000.00	\$0.00	\$9,000.00	\$1,875.00	\$3,300.00	\$300.00	\$5,400.00	0.00
<b>11000</b>	<b>2300</b>	<b>51100</b>	<b>SUBTOTAL Salaries Expense</b>	<b>\$240,651.00</b>	<b>\$0.00</b>	<b>\$240,651.00</b>	<b>\$53,773.45</b>	<b>\$104,541.49</b>	<b>\$95,003.12</b>	<b>\$41,106.39</b>	<b>3.00</b>
		<b>51300</b>	<b>Additional Compensation</b>								
11000	2300	51300	1217 Secretarial/Clerical/Technical Assistants	\$1,251.00	\$0.00	\$1,251.00	\$166.22	\$389.10	\$52.89	\$809.01	0.00
<b>11000</b>	<b>2300</b>	<b>51300</b>	<b>SUBTOTAL Additional Compensation</b>	<b>\$1,251.00</b>	<b>\$0.00</b>	<b>\$1,251.00</b>	<b>\$166.22</b>	<b>\$389.10</b>	<b>\$52.89</b>	<b>\$809.01</b>	<b>0.00</b>
11000	2300	52111	Educational Retirement	\$32,380.00	\$0.00	\$32,380.00	\$7,236.97	\$14,144.94	\$13,171.04	\$5,064.02	0.00
11000	2300	52112	ERA - Retiree Health	\$4,633.00	\$0.00	\$4,633.00	\$1,041.30	\$2,035.29	\$1,895.14	\$702.57	0.00
11000	2300	52210	FICA Payments	\$14,920.00	\$0.00	\$14,920.00	\$3,212.80	\$6,360.44	\$5,628.63	\$2,930.93	0.00
11000	2300	52220	Medicare Payments	\$3,490.00	\$0.00	\$3,490.00	\$751.41	\$1,487.55	\$1,316.35	\$686.10	0.00
11000	2300	52311	Health and Medical Premiums	\$25,883.00	\$0.00	\$25,883.00	\$2,673.42	\$2,673.42	\$5,346.84	\$17,862.74	0.00
11000	2300	52312	Life	\$350.00	\$0.00	\$350.00	\$45.96	\$88.26	\$84.60	\$177.14	0.00
11000	2300	52313	Dental	\$1,439.00	\$0.00	\$1,439.00	\$170.87	\$264.23	\$293.28	\$881.49	0.00
11000	2300	52314	Vision	\$227.00	\$0.00	\$227.00	\$25.44	\$25.44	\$50.88	\$150.68	0.00
11000	2300	52315	Disability	\$202.00	\$0.00	\$202.00	\$0.00	\$0.00	\$0.00	\$202.00	0.00
11000	2300	52500	Unemployment Compensation	\$115.00	\$0.00	\$115.00	\$26.15	\$62.07	\$45.80	\$7.13	0.00
11000	2300	52710	Workers Compensation Premium	\$4,888.00	\$0.00	\$4,888.00	\$1,087.61	\$2,118.39	\$1,912.25	\$857.36	0.00
11000	2300	52720	Workers Compensation Employer's Fee	\$60.00	\$0.00	\$60.00	\$18.40	\$36.80	\$13.80	\$9.40	0.00
11000	2300	53330	Professional Development	\$7,000.00	\$0.00	\$7,000.00	\$0.00	\$275.00	\$0.00	\$6,725.00	0.00
11000	2300	53411	Auditing	\$80,000.00	\$0.00	\$80,000.00	\$13,125.75	\$43,714.34	\$2,963.16	\$33,322.50	0.00
11000	2300	53412	Bond/Board Elections	\$25,000.00	\$0.00	\$25,000.00	\$0.00	\$0.00	\$15,000.00	\$10,000.00	0.00
11000	2300	53413	Legal	\$105,000.00	\$0.00	\$105,000.00	\$3,239.54	\$5,831.20	\$83,354.52	\$15,814.28	0.00
11000	2300	53414	Other Services	\$8,500.00	\$0.00	\$8,500.00	\$2,621.50	\$2,751.50	\$18,748.50	(\$13,000.00)	0.00
11000	2300	53711	Other Charges	\$10,000.00	\$0.00	\$10,000.00	\$1,215.82	\$8,215.82	\$740.00	\$1,044.18	0.00
11000	2300	53712	County Tax Collection Costs	\$3,700.00	\$0.00	\$3,700.00	\$746.33	\$956.90	\$0.00	\$2,743.10	0.00
11000	2300	54620	Rental - Equipment and Vehicles	\$5,000.00	\$0.00	\$5,000.00	\$1,776.90	\$1,776.90	\$2,487.60	\$735.50	0.00
11000	2300	55400	Advertising	\$500.00	\$0.00	\$500.00	\$0.00	\$223.30	\$1,681.28	(\$1,404.58)	0.00
11000	2300	55811	Board Travel	\$10,000.00	\$0.00	\$10,000.00	\$1,927.06	\$4,218.63	\$120.00	\$5,661.37	0.00

**State of New Mexico**  
**Public School Operating Budget - Actuals Expenditure Rollup Report**  
**Gadsden 2017-2018 - Second Quarter (Oct - Dec) - Expenditure**  
**Submitted**

Fund	Func	Obj	Job Description	Budget	Adjustments	Adjusted Budget	Current Period	YTD	Encumbrance	Budget Balance	FTE
11000	2300	55812	Board Training	\$9,000.00	\$0.00	\$9,000.00	\$1,980.00	\$3,735.00	\$4,035.00	\$1,230.00	0.00
11000	2300	55813	Employee Travel - Non-Teachers	\$10,000.00	\$0.00	\$10,000.00	\$6,826.00	\$6,942.50	\$2,857.64	\$199.86	0.00
11000	2300	55915	Other Contract Services	\$37,000.00	\$0.00	\$37,000.00	\$6,434.30	\$12,474.22	\$14,960.78	\$9,565.00	0.00
11000	2300	58115	Board Expenses	\$9,000.00	\$0.00	\$9,000.00	\$0.00	\$8,014.50	\$228.50	\$757.00	0.00
11000	2300	58118	General Supplies and Materials	\$7,000.00	\$0.00	\$7,000.00	\$1,402.17	\$1,452.97	\$420.15	\$5,126.88	0.00
<b>11000</b>	<b>2300</b>		<b>SUBTOTAL Support Services-General Administration</b>	<b>\$657,189.00</b>	<b>\$0.00</b>	<b>\$657,189.00</b>	<b>\$111,525.37</b>	<b>\$234,810.20</b>	<b>\$272,411.75</b>	<b>\$149,967.05</b>	<b>3.00</b>
	<b>2400</b>		<b>Support Services-School Administration</b>								
		<b>51100</b>	<b>Salaries Expense</b>								
11000	2400	51100	1112 Principals	\$3,735,682.00	\$0.00	\$3,735,682.00	\$926,650.20	\$1,762,001.51	\$1,938,633.44	\$35,047.05	56.00
11000	2400	51100	1217 Secretarial/Clerical/Technical Assistants	\$886,752.00	\$0.00	\$886,752.00	\$224,599.08	\$419,721.97	\$471,398.44	(\$4,368.41)	46.00
<b>11000</b>	<b>2400</b>	<b>51100</b>	<b>SUBTOTAL Salaries Expense</b>	<b>\$4,622,434.00</b>	<b>\$0.00</b>	<b>\$4,622,434.00</b>	<b>\$1,151,249.28</b>	<b>\$2,181,723.48</b>	<b>\$2,410,031.88</b>	<b>\$30,678.64</b>	<b>102.00</b>
11000	2400	52111	Educational Retirement	\$642,519.00	\$0.00	\$642,519.00	\$160,023.74	\$303,279.70	\$334,395.50	\$4,843.80	0.00
11000	2400	52112	ERA - Retiree Health	\$92,449.00	\$0.00	\$92,449.00	\$23,025.31	\$43,638.03	\$48,115.08	\$695.89	0.00
11000	2400	52210	FICA Payments	\$286,591.00	\$0.00	\$286,591.00	\$65,961.64	\$125,222.30	\$138,093.75	\$23,274.95	0.00
11000	2400	52220	Medicare Payments	\$67,026.00	\$0.00	\$67,026.00	\$15,426.37	\$29,285.73	\$32,295.59	\$5,444.68	0.00
11000	2400	52311	Health and Medical Premiums	\$515,162.00	\$0.00	\$515,162.00	\$137,704.31	\$253,142.06	\$282,805.84	(\$20,785.90)	0.00
11000	2400	52312	Life	\$6,962.00	\$0.00	\$6,962.00	\$1,457.10	\$2,735.50	\$3,071.45	\$1,155.05	0.00
11000	2400	52313	Dental	\$28,631.00	\$0.00	\$28,631.00	\$7,258.99	\$13,694.81	\$15,182.78	(\$246.59)	0.00
11000	2400	52314	Vision	\$4,518.00	\$0.00	\$4,518.00	\$1,305.76	\$2,423.55	\$2,781.89	(\$687.44)	0.00
11000	2400	52315	Disability	\$4,011.00	\$0.00	\$4,011.00	\$1,180.70	\$2,216.62	\$2,486.59	(\$692.21)	0.00
11000	2400	52500	Unemployment Compensation	\$2,188.00	\$0.00	\$2,188.00	\$555.86	\$1,257.34	\$1,163.69	(\$233.03)	0.00
11000	2400	52710	Workers Compensation Premium	\$94,010.00	\$0.00	\$94,010.00	\$23,213.73	\$43,994.99	\$48,595.66	\$1,419.35	0.00
11000	2400	52720	Workers Compensation Employer's Fee	\$1,156.00	\$0.00	\$1,156.00	\$236.90	\$473.80	\$473.80	\$208.40	0.00
11000	2400	53330	Professional Development	\$3,846.00	\$0.00	\$3,846.00	\$980.00	\$855.00	\$1,575.00	\$1,416.00	0.00
11000	2400	53414	Other Services	\$76,600.00	\$0.00	\$76,600.00	\$0.00	\$16,385.92	\$30,710.05	\$29,504.03	0.00
11000	2400	53711	Other Charges	\$0.00	\$0.00	\$0.00	\$848.00	\$2,741.14	\$289.00	(\$3,030.14)	0.00
11000	2400	55813	Employee Travel - Non-Teachers	\$3,250.00	\$0.00	\$3,250.00	\$578.69	\$968.38	\$135.36	\$2,146.26	0.00
11000	2400	58118	General Supplies and Materials	\$70,043.00	\$0.00	\$70,043.00	\$9,149.60	\$21,792.90	\$14,294.55	\$33,955.55	0.00
11000	2400	57332	Supply Assets (\$5,000 or less)	\$0.00	\$0.00	\$0.00	\$2,680.18	\$3,238.18	\$1,259.00	(\$4,497.18)	0.00
<b>11000</b>	<b>2400</b>		<b>SUBTOTAL Support Services-School Administration</b>	<b>\$6,521,396.00</b>	<b>\$0.00</b>	<b>\$6,521,396.00</b>	<b>\$1,602,836.16</b>	<b>\$3,049,069.43</b>	<b>\$3,367,756.46</b>	<b>\$104,570.11</b>	<b>102.00</b>
	<b>2500</b>		<b>Central Services</b>								
		<b>51100</b>	<b>Salaries Expense</b>								
11000	2500	51100	1113 Administrative Associates	\$98,905.00	\$0.00	\$98,905.00	\$24,726.30	\$49,452.60	\$49,452.66	(\$0.26)	1.00
11000	2500	51100	1114 Administrative Assistants	\$77,456.00	\$0.00	\$77,456.00	\$19,363.98	\$38,727.96	\$38,728.04	\$0.00	1.00
11000	2500	51100	1115 Assoc. Supt.-Fin./Bus. Mgr.	\$92,643.00	\$0.00	\$92,643.00	\$23,160.78	\$46,321.56	\$46,321.44	\$0.00	1.00
11000	2500	51100	1217 Secretarial/Clerical/Technical Assistants	\$187,866.00	\$0.00	\$187,866.00	\$46,966.32	\$93,932.64	\$93,932.96	\$0.40	6.00
11000	2500	51100	1220 Business Office Support	\$506,107.00	\$0.00	\$506,107.00	\$121,513.44	\$242,011.23	\$243,027.17	\$21,068.60	12.25
11000	2500	51100	1511 Data Processing	\$311,537.00	\$0.00	\$311,537.00	\$77,983.17	\$154,238.28	\$153,202.22	\$4,096.50	9.00

**State of New Mexico**  
**Public School Operating Budget - Actuals Expenditure Rollup Report**  
**Gadsden 2017-2018 - Second Quarter (Oct - Dec) - Expenditure**  
**Submitted**

Fund	Func	Obj	Job	Description	Budget	Adjustments	Adjusted Budget	Current Period	YTD	Encumbrance	Budget Balance	FTE
11000	2500	51100	1613	Separation Pay	\$16,158.00	\$0.00	\$16,158.00	\$0.00	\$0.00	\$0.00	\$16,158.00	0.00
11000	2500	51100	1616	Warehouse/Delivery	\$249,018.00	\$0.00	\$249,018.00	\$62,254.38	\$124,508.76	\$124,508.84	\$0.40	9.50
<b>11000</b>	<b>2500</b>	<b>51100</b>		<b>SUBTOTAL Salaries Expense</b>	<b>\$1,539,690.00</b>	<b>\$0.00</b>	<b>\$1,539,690.00</b>	<b>\$375,968.37</b>	<b>\$749,193.03</b>	<b>\$749,173.33</b>	<b>\$41,323.64</b>	<b>39.75</b>
11000	2500	52111		Educational Retirement	\$211,770.00	\$0.00	\$211,770.00	\$51,943.18	\$103,587.45	\$102,531.73	\$5,650.82	0.00
11000	2500	52112		ERA - Retiree Health	\$30,470.00	\$0.00	\$30,470.00	\$7,473.79	\$14,904.58	\$14,752.67	\$812.75	0.00
11000	2500	52210		FICA Payments	\$95,461.00	\$0.00	\$95,461.00	\$21,188.53	\$42,228.11	\$41,427.78	\$11,805.11	0.00
11000	2500	52220		Medicare Payments	\$22,326.00	\$0.00	\$22,326.00	\$4,955.36	\$9,875.97	\$9,688.87	\$2,761.16	0.00
11000	2500	52311		Health and Medical Premiums	\$169,236.00	\$0.00	\$169,236.00	\$46,597.78	\$91,706.80	\$91,775.88	(\$14,246.68)	0.00
11000	2500	52312		Life	\$2,287.00	\$0.00	\$2,287.00	\$552.82	\$1,098.23	\$1,090.27	\$98.50	0.00
11000	2500	52313		Dental	\$9,405.00	\$0.00	\$9,405.00	\$2,356.36	\$4,780.94	\$4,368.96	\$255.10	0.00
11000	2500	52314		Vision	\$1,484.00	\$0.00	\$1,484.00	\$428.10	\$854.38	\$831.00	(\$201.38)	0.00
11000	2500	52315		Disability	\$1,317.00	\$0.00	\$1,317.00	\$469.20	\$938.40	\$938.40	(\$559.80)	0.00
11000	2500	52500		Unemployment Compensation	\$732.00	\$0.00	\$732.00	\$181.73	\$445.18	\$356.26	(\$69.44)	0.00
11000	2500	52710		Workers Compensation Premium	\$31,309.00	\$0.00	\$31,309.00	(\$22,571.42)	\$89,574.07	\$14,873.82	(\$73,138.89)	0.00
11000	2500	52720		Workers Compensation Employer's Fee	\$381.00	\$0.00	\$381.00	\$88.64	\$179.58	\$177.46	\$23.96	0.00
11000	2500	53330		Professional Development	\$27,500.00	\$0.00	\$27,500.00	\$1,250.00	\$3,000.00	\$2,649.01	\$21,850.99	0.00
11000	2500	53414		Other Services	\$16,500.00	\$0.00	\$16,500.00	\$611.98	\$3,666.53	\$2,063.27	\$10,770.20	0.00
11000	2500	53711		Other Charges	\$7,000.00	\$0.00	\$7,000.00	\$1,786.80	\$3,053.24	\$0.00	\$3,946.76	0.00
11000	2500	54311		Maintenance & Repair - Furniture/Fixtures/Equipment	\$36,000.00	\$0.00	\$36,000.00	\$9,652.51	\$11,174.23	\$2,853.76	\$21,972.01	0.00
11000	2500	54620		Rental - Equipment and Vehicles	\$16,500.00	\$0.00	\$16,500.00	\$8,050.60	\$8,050.60	\$11,270.78	(\$2,821.38)	0.00
11000	2500	55400		Advertising	\$0.00	\$0.00	\$0.00	\$24.35	\$1,553.52	\$60.00	(\$1,613.52)	0.00
11000	2500	55813		Employee Travel - Non-Teachers	\$23,000.00	\$0.00	\$23,000.00	\$3,193.23	\$4,295.66	\$0.00	\$18,704.34	0.00
11000	2500	55915		Other Contract Services	\$32,500.00	\$0.00	\$32,500.00	\$0.00	\$0.00	\$0.00	\$32,500.00	0.00
11000	2500	56113		Software	\$0.00	\$0.00	\$0.00	\$0.00	\$1,958.25	\$0.00	(\$1,958.25)	0.00
11000	2500	56118		General Supplies and Materials	\$100,000.00	\$0.00	\$100,000.00	\$3,022.34	\$7,122.36	\$5,732.15	\$87,145.49	0.00
11000	2500	57332		Supply Assets (\$5,000 or less)	\$2,000.00	\$0.00	\$2,000.00	\$737.98	\$6,077.68	\$0.00	(\$4,077.68)	0.00
<b>11000</b>	<b>2500</b>			<b>SUBTOTAL Central Services</b>	<b>\$2,376,868.00</b>	<b>\$0.00</b>	<b>\$2,376,868.00</b>	<b>\$517,962.23</b>	<b>\$1,159,318.79</b>	<b>\$1,056,615.40</b>	<b>\$160,933.81</b>	<b>39.75</b>
	<b>2600</b>			<b>Operation &amp; Maintenance of Plant</b>								
		<b>51100</b>		<b>Salaries Expense</b>								
11000	2600	51100	1113	Administrative Associates	\$73,887.00	\$0.00	\$73,887.00	\$18,471.78	\$36,943.56	\$36,943.59	(\$0.15)	0.70
11000	2600	51100	1114	Administrative Assistants	\$251,519.00	\$0.00	\$251,519.00	\$61,629.78	\$123,259.56	\$123,259.44	\$5,000.00	4.00
11000	2600	51100	1217	Secretarial/Clerical/Technical Assistants	\$206,502.00	\$0.00	\$206,502.00	\$51,590.97	\$103,327.99	\$103,584.00	(\$409.99)	7.00
11000	2600	51100	1613	Separation Pay	\$32,248.00	\$0.00	\$32,248.00	\$0.00	\$0.00	\$0.00	\$32,248.00	0.00
11000	2600	51100	1614	Maintenance	\$1,451,653.00	\$0.00	\$1,451,653.00	\$359,815.05	\$718,850.40	\$704,121.56	\$28,681.04	48.00
11000	2600	51100	1615	Custodial	\$1,778,390.00	\$0.00	\$1,778,390.00	\$434,610.37	\$864,196.91	\$850,535.54	\$63,657.55	85.50
11000	2600	51100	1623	Crosswalk Guards	\$563,531.00	\$0.00	\$563,531.00	\$129,933.99	\$217,983.44	\$306,536.53	\$39,011.03	32.50
<b>11000</b>	<b>2600</b>	<b>51100</b>		<b>SUBTOTAL Salaries Expense</b>	<b>\$4,357,730.00</b>	<b>\$0.00</b>	<b>\$4,357,730.00</b>	<b>\$1,056,051.94</b>	<b>\$2,064,561.86</b>	<b>\$2,124,980.66</b>	<b>\$168,187.48</b>	<b>177.70</b>
		<b>51200</b>		<b>Overtime Expense</b>								
11000	2600	51200	1614	Maintenance	\$0.00	\$0.00	\$0.00	\$289.20	\$1,502.22	\$236.16	(\$1,738.38)	0.00
11000	2600	51200	1615	Custodial	\$101,159.00	\$0.00	\$101,159.00	\$787.42	\$1,502.63	\$36.30	\$99,620.07	0.00

**State of New Mexico**  
**Public School Operating Budget - Actuals Expenditure Rollup Report**  
**Gadsden 2017-2018 - Second Quarter (Oct - Dec) - Expenditure**  
**Submitted**

Fund	Func	Obj	Job	Description	Budget	Adjustments	Adjusted Budget	Current Period	YTD	Encumbrance	Budget Balance	FTE
11000	2600	51200	1623	Crosswalk Guards	\$1,159.00	\$0.00	\$1,159.00	\$5,449.61	\$9,022.51	\$634.00	(\$8,497.51)	0.00
<b>11000</b>	<b>2600</b>	<b>51200</b>		<b>SUBTOTAL Overtime Expense</b>	<b>\$102,318.00</b>	<b>\$0.00</b>	<b>\$102,318.00</b>	<b>\$6,526.23</b>	<b>\$12,027.36</b>	<b>\$906.46</b>	<b>\$89,384.18</b>	<b>0.00</b>
		<b>51300</b>		<b>Additional Compensation</b>								
11000	2600	51300	1114	Administrative Assistants	\$0.00	\$0.00	\$0.00	\$97.20	\$97.20	\$0.00	(\$97.20)	0.00
11000	2600	51300	1614	Maintenance	\$0.00	\$0.00	\$0.00	(\$97.20)	(\$97.20)	\$10,421.76	(\$10,324.56)	0.00
11000	2600	51300	1615	Custodial	\$0.00	\$0.00	\$0.00	(\$97.16)	(\$97.16)	\$0.00	\$97.16	0.00
<b>11000</b>	<b>2600</b>	<b>51300</b>		<b>SUBTOTAL Additional Compensation</b>	<b>\$0.00</b>	<b>\$0.00</b>	<b>\$0.00</b>	<b>(\$97.16)</b>	<b>(\$97.16)</b>	<b>\$10,421.76</b>	<b>(\$10,324.60)</b>	<b>0.00</b>
11000	2600	52111		Educational Retirement	\$615,142.00	\$0.00	\$615,142.00	\$147,590.33	\$288,346.82	\$292,877.88	\$33,917.30	0.00
11000	2600	52112		ERA - Retiree Health	\$88,510.00	\$0.00	\$88,510.00	\$21,236.17	\$41,489.18	\$42,141.01	\$4,879.81	0.00
11000	2600	52210		FICA Payments	\$276,377.00	\$0.00	\$276,377.00	\$60,925.44	\$118,408.28	\$119,521.74	\$38,446.98	0.00
11000	2600	52220		Medicare Payments	\$64,636.00	\$0.00	\$64,636.00	\$14,248.43	\$27,691.71	\$27,951.74	\$8,992.55	0.00
11000	2600	52311		Health and Medical Premiums	\$479,196.00	\$0.00	\$479,196.00	\$150,222.96	\$295,034.92	\$295,401.41	(\$111,240.33)	0.00
11000	2600	52312		Life	\$7,475.00	\$0.00	\$7,475.00	\$2,443.04	\$4,741.13	\$4,883.71	(\$2,149.84)	0.00
11000	2600	52313		Dental	\$26,632.00	\$0.00	\$26,632.00	\$7,649.74	\$15,064.10	\$15,572.58	(\$4,004.68)	0.00
11000	2600	52314		Vision	\$4,204.00	\$0.00	\$4,204.00	\$1,253.10	\$2,461.60	\$2,537.58	(\$795.18)	0.00
11000	2600	52315		Disability	\$3,731.00	\$0.00	\$3,731.00	\$1,089.36	\$2,149.42	\$2,245.01	(\$663.43)	0.00
11000	2600	52500		Unemployment Compensation	\$2,116.00	\$0.00	\$2,116.00	\$520.22	\$1,228.66	\$1,024.69	(\$137.35)	0.00
11000	2600	52710		Workers Compensation Premium	\$90,635.00	\$0.00	\$90,635.00	\$21,713.02	\$42,255.02	\$42,751.35	\$5,628.63	0.00
11000	2600	52720		Workers Compensation Employer's Fee	\$1,107.00	\$0.00	\$1,107.00	\$413.29	\$829.04	\$816.56	(\$538.60)	0.00
11000	2600	53330		Professional Development	\$7,500.00	\$0.00	\$7,500.00	\$0.00	\$0.00	\$0.00	\$7,500.00	0.00
11000	2600	53711		Other Charges	\$8,000.00	\$0.00	\$8,000.00	\$9,789.08	\$16,497.91	\$5,620.14	(\$14,118.05)	0.00
11000	2600	54311		Maintenance & Repair - Furniture/Fixtures/Equipment	\$114,000.00	\$0.00	\$114,000.00	\$19,909.73	\$39,454.73	\$62,925.00	\$11,620.27	0.00
11000	2600	54312		Maintenance & Repair - Buildings and Grounds	\$150,000.00	\$0.00	\$150,000.00	\$0.00	\$0.00	\$9,320.09	\$140,679.91	0.00
11000	2600	54313		Maintenance & Repair - Vehicles	\$12,000.00	\$0.00	\$12,000.00	\$206.00	\$676.15	\$12,655.59	(\$1,331.74)	0.00
11000	2600	54411		Electricity	\$3,150,000.00	\$0.00	\$3,150,000.00	\$514,743.60	\$1,177,797.32	\$1,544,309.83	\$427,892.85	0.00
11000	2600	54412		Natural Gas (Buildings)	\$500,000.00	\$0.00	\$500,000.00	\$21,306.43	\$31,008.02	\$207,519.38	\$261,472.60	0.00
11000	2600	54413		Propane/Butane (Buildings)	\$7,000.00	\$0.00	\$7,000.00	\$643.38	\$1,271.64	\$6,772.87	(\$1,044.51)	0.00
11000	2600	54415		Water/Sewage	\$725,000.00	\$0.00	\$725,000.00	\$140,003.22	\$281,546.30	\$331,854.42	\$111,599.28	0.00
11000	2600	54416		Communication Services	\$699,000.00	\$0.00	\$699,000.00	\$122,576.48	\$205,683.41	\$389,765.97	\$103,550.62	0.00
11000	2600	54610		Rental - Land and Buildings	\$0.00	\$0.00	\$0.00	\$350.00	\$350.00	\$0.00	(\$350.00)	0.00
11000	2600	54620		Rental - Equipment and Vehicles	\$8,000.00	\$0.00	\$8,000.00	\$4,528.21	\$4,593.21	\$13,243.48	(\$9,836.69)	0.00
11000	2600	55200		Property/Liability Insurance	\$2,200,192.00	\$0.00	\$2,200,192.00	\$863.23	\$2,196,390.93	\$2,000.00	\$1,801.07	0.00
11000	2600	55813		Employee Travel - Non-Teachers	\$16,800.00	\$0.00	\$16,800.00	\$971.40	\$2,212.09	\$683.80	\$13,904.11	0.00
11000	2600	55915		Other Contract Services	\$2,000.00	\$0.00	\$2,000.00	\$0.00	\$0.00	\$0.00	\$2,000.00	0.00
11000	2600	56118		General Supplies and Materials	\$384,200.00	\$0.00	\$384,200.00	\$61,811.85	\$242,755.20	\$41,777.22	\$99,667.58	0.00
11000	2600	56211		Gasoline	\$145,250.00	\$0.00	\$145,250.00	(\$18,297.43)	(\$21,745.42)	\$79,415.27	\$87,580.15	0.00
11000	2600	56212		Diesel Fuel	\$65,000.00	\$0.00	\$65,000.00	\$8,872.32	\$15,183.26	\$17,816.74	\$32,000.00	0.00
11000	2600	56214		Lubricants/Anti-Freeze	\$5,000.00	\$0.00	\$5,000.00	\$0.00	\$0.00	\$0.00	\$5,000.00	0.00
11000	2600	56215		Tires/Tubes	\$6,000.00	\$0.00	\$6,000.00	\$394.32	\$1,838.32	\$1,840.00	\$2,321.68	0.00
11000	2600	56216		Maintenance Supplies/Parts	\$15,000.00	\$0.00	\$15,000.00	\$1,883.91	\$3,227.54	\$6,594.07	\$5,178.39	0.00
11000	2600	57332		Supply Assets (\$5,000 or less)	\$11,000.00	\$0.00	\$11,000.00	\$15,945.42	\$16,699.02	\$115.99	(\$5,815.01)	0.00

State of New Mexico  
Public School Operating Budget - Actuals Expenditure Rollup Report  
Gadsden 2017-2018 - Second Quarter (Oct - Dec) - Expenditure  
Submitted

Fund	Func	Obj	Job	Description	Budget	Adjustments	Adjusted Budget	Current Period	YTD	Encumbrance	Budget Balance	FTE
11000	2600			<b>SUBTOTAL Operation &amp; Maintenance of Plant Student Transportation</b>	\$14,350,751.00	\$0.00	\$14,350,751.00	\$2,398,287.26	\$7,131,631.57	\$5,718,264.00	\$1,500,855.43	177.70
	2700			<b>Transportation Contractors</b>	\$0.00	\$0.00	\$0.00	\$0.00	\$0.00	\$0.00	\$0.00	0.00
11000	2700	55112										
11000	2700			<b>SUBTOTAL Student Transportation</b>	\$0.00	\$0.00	\$0.00	\$0.00	\$0.00	\$0.00	\$0.00	0.00
	2900			<b>Other Support Services</b>								
11000	2900	58213		Emergency Reserve	\$5,744,550.00	\$0.00	\$5,744,550.00	\$0.00	\$0.00	\$0.00	\$5,744,550.00	0.00
11000	2900	58215		Restricted Expenditures	\$3,628,525.00	\$0.00	\$3,628,525.00	\$0.00	\$0.00	\$0.00	\$3,628,525.00	0.00
11000	2900	58218		75% June Credit	\$75,262.00	\$0.00	\$75,262.00	\$0.00	\$0.00	\$0.00	\$75,262.00	0.00
11000	2900			<b>SUBTOTAL Other Support Services</b>	\$9,448,337.00	\$0.00	\$9,448,337.00	\$0.00	\$0.00	\$0.00	\$9,448,337.00	0.00
11000	2000			<b>SUBTOTAL Support Services</b>	\$48,378,255.00	\$0.00	\$48,378,255.00	\$8,180,938.32	\$17,762,545.78	\$18,064,125.04	\$12,551,584.18	542.30
	3000			<b>Operation of Non-Instructional Services</b>								
	3100			<b>Food Services Operations</b>								
		51100		<b>Salaries Expense</b>								
11000	3100	51100	1613	Separation Pay	\$30,000.00	\$0.00	\$30,000.00	\$0.00	\$0.00	\$0.00	\$30,000.00	0.00
11000	3100	51100		<b>SUBTOTAL Salaries Expense</b>	\$30,000.00	\$0.00	\$30,000.00	\$0.00	\$0.00	\$0.00	\$30,000.00	0.00
11000	3100	52210		FICA Payments	\$1,860.00	\$0.00	\$1,860.00	\$0.00	\$0.00	\$0.00	\$1,860.00	0.00
11000	3100	52220		Medicare Payments	\$435.00	\$0.00	\$435.00	\$0.00	\$0.00	\$0.00	\$435.00	0.00
11000	3100	52500		Unemployment Compensation	\$14.00	\$0.00	\$14.00	\$0.00	\$0.00	\$0.00	\$14.00	0.00
11000	3100	52710		Workers Compensation Premium	\$610.00	\$0.00	\$610.00	\$0.00	\$0.00	\$0.00	\$610.00	0.00
11000	3100			<b>SUBTOTAL Food Services Operations</b>	\$32,919.00	\$0.00	\$32,919.00	\$0.00	\$0.00	\$0.00	\$32,919.00	0.00
	3300			<b>Community Services Operations</b>								
		51300		<b>Additional Compensation</b>								
11000	3300	51300	1620	Recreation	\$50,000.00	\$0.00	\$50,000.00	\$0.00	\$4,123.50	\$0.00	\$45,876.50	0.00
11000	3300	51300		<b>SUBTOTAL Additional Compensation</b>	\$50,000.00	\$0.00	\$50,000.00	\$0.00	\$4,123.50	\$0.00	\$45,876.50	0.00
11000	3300	52111		Educational Retirement	\$6,950.00	\$0.00	\$6,950.00	\$0.00	\$115.65	\$0.00	\$6,834.35	0.00
11000	3300	52112		ERA - Retiree Health	\$500.00	\$0.00	\$500.00	\$0.00	\$16.64	\$0.00	\$483.36	0.00
11000	3300	52210		FICA Payments	\$3,100.00	\$0.00	\$3,100.00	\$0.00	\$116.40	\$0.00	\$2,983.60	0.00
11000	3300	52220		Medicare Payments	\$725.00	\$0.00	\$725.00	\$0.00	\$27.22	\$0.00	\$697.78	0.00
11000	3300	52500		Unemployment Compensation	\$55.00	\$0.00	\$55.00	\$0.00	\$3.77	\$0.00	\$51.23	0.00
11000	3300	52710		Workers Compensation Premium	\$800.00	\$0.00	\$800.00	\$0.00	\$83.15	\$0.00	\$716.85	0.00
11000	3300	52720		Workers Compensation Employer's Fee	\$0.00	\$0.00	\$0.00	\$0.00	\$2.30	\$0.00	(\$2.30)	0.00
11000	3300	56118		General Supplies and Materials	\$2,870.00	\$0.00	\$2,870.00	\$0.00	\$0.00	\$0.00	\$2,870.00	0.00
11000	3300			<b>SUBTOTAL Community Services Operations</b>	\$65,000.00	\$0.00	\$65,000.00	\$0.00	\$4,488.63	\$0.00	\$60,511.37	0.00
11000	3000			<b>SUBTOTAL Operation of Non-Instructional Services</b>	\$97,919.00	\$0.00	\$97,919.00	\$0.00	\$4,488.63	\$0.00	\$93,430.37	0.00

**State of New Mexico**  
**Public School Operating Budget - Actuals Expenditure Rollup Report**  
**Gadsden 2017-2018 - Second Quarter (Oct - Dec) - Expenditure**  
**Submitted**

Fund	Func	Obj	Job	Description	Budget	Adjustments	Adjusted Budget	Current Period	YTD	Encumbrance	Budget Balance	FTE
	<b>4000</b>			<b>Capital Outlay</b>								
11000	4000	57311		Vehicles General	\$150,000.00	\$0.00	\$150,000.00	\$0.00	\$0.00	\$0.00	\$150,000.00	0.00
<b>11000</b>	<b>4000</b>			<b>SUBTOTAL Capital Outlay</b>	<b>\$150,000.00</b>	<b>\$0.00</b>	<b>\$150,000.00</b>	<b>\$0.00</b>	<b>\$0.00</b>	<b>\$0.00</b>	<b>\$150,000.00</b>	<b>0.00</b>
<b>11000</b>				<b>TOTAL Operational</b>	<b>\$114,890,990.00</b>	<b>\$0.00</b>	<b>\$114,890,990.00</b>	<b>\$23,552,391.61</b>	<b>\$43,255,812.21</b>	<b>\$52,050,536.75</b>	<b>\$19,584,641.04</b>	<b>1,563.20</b>
<b>13000</b>				<b>Pupil Transportation</b>								
	<b>2000</b>			<b>Support Services</b>								
	<b>2700</b>			<b>Student Transportation</b>								
		<b>51100</b>		<b>Salaries Expense</b>								
13000	2700	51100	1113	Administrative Associates	\$31,872.00	\$0.00	\$31,872.00	\$2,638.86	\$5,277.72	\$5,277.72	\$21,316.56	0.10
13000	2700	51100	1217	Secretarial/Clerical/Technical Assistants	\$25,035.00	\$0.00	\$25,035.00	\$6,260.82	\$12,521.64	\$12,521.56	(\$8.20)	1.00
<b>13000</b>	<b>2700</b>	<b>51100</b>		<b>SUBTOTAL Salaries Expense</b>	<b>\$56,907.00</b>	<b>\$0.00</b>	<b>\$56,907.00</b>	<b>\$8,899.68</b>	<b>\$17,799.36</b>	<b>\$17,799.28</b>	<b>\$21,308.36</b>	<b>1.10</b>
13000	2700	52111		Educational Retirement	\$8,050.00	\$0.00	\$8,050.00	\$1,237.02	\$2,474.04	\$2,474.03	\$3,101.93	0.00
13000	2700	52112		ERA - Retiree Health	\$1,200.00	\$0.00	\$1,200.00	\$178.02	\$356.04	\$356.04	\$487.92	0.00
13000	2700	52210		FICA Payments	\$3,600.00	\$0.00	\$3,600.00	\$495.60	\$992.01	\$991.32	\$1,616.67	0.00
13000	2700	52220		Medicare Payments	\$900.00	\$0.00	\$900.00	\$115.92	\$232.01	\$231.95	\$436.04	0.00
13000	2700	52311		Health and Medical Premiums	\$7,470.00	\$0.00	\$7,470.00	\$1,260.72	\$2,502.32	\$2,521.44	\$2,446.24	0.00
13000	2700	52312		Life	\$100.00	\$0.00	\$100.00	\$15.54	\$31.07	\$31.08	\$37.85	0.00
13000	2700	52313		Dental	\$365.00	\$0.00	\$365.00	\$63.66	\$127.32	\$127.32	\$110.36	0.00
13000	2700	52314		Vision	\$75.00	\$0.00	\$75.00	\$13.80	\$27.61	\$27.60	\$19.79	0.00
13000	2700	52315		Disability	\$75.00	\$0.00	\$75.00	\$0.00	\$0.00	\$0.00	\$75.00	0.00
13000	2700	52500		Unemployment Compensation	\$41.00	\$0.00	\$41.00	\$4.26	\$10.53	\$8.52	\$21.95	0.00
13000	2700	52710		Workers Compensation Premium	\$1,104.00	\$0.00	\$1,104.00	\$179.46	\$358.92	\$358.92	\$386.16	0.00
13000	2700	52720		Workers Compensation Employer's Fee	\$25.00	\$0.00	\$25.00	\$2.53	\$5.06	\$5.06	\$14.88	0.00
13000	2700	53330		Professional Development	\$5,042.00	\$0.00	\$5,042.00	\$865.34	\$2,111.34	\$5,388.66	(\$2,458.00)	0.00
13000	2700	53711		Other Charges	\$12,000.00	\$0.00	\$12,000.00	\$2,888.19	\$5,277.20	\$6,289.30	\$433.50	0.00
13000	2700	54620		Rental - Equipment and Vehicles	\$702,909.00	\$0.00	\$702,909.00	\$140,581.80	\$351,454.50	\$70,290.90	\$281,163.60	0.00
13000	2700	55111		Transportation Per-Capita Feeders	\$8,000.00	\$0.00	\$8,000.00	\$1,630.28	\$2,182.28	\$2,620.12	\$3,197.60	0.00
13000	2700	55112		Transportation Contractors	\$4,037,892.00	\$0.00	\$4,037,892.00	\$869,728.00	\$2,174,320.00	\$2,174,320.00	(\$310,748.00)	0.00
13000	2700	55200		Property/Liability Insurance	\$116,452.00	\$0.00	\$116,452.00	\$322.13	\$116,746.13	\$0.00	(\$294.13)	0.00
13000	2700	55813		Employee Travel - Non-Teachers	\$1,000.00	\$0.00	\$1,000.00	\$0.00	\$0.00	\$0.00	\$1,000.00	0.00
13000	2700	55916		Bus Inspections	\$7,000.00	\$0.00	\$7,000.00	\$3,445.82	\$3,445.82	\$0.00	\$3,554.18	0.00
13000	2700	56118		General Supplies and Materials	\$1,169.00	\$0.00	\$1,169.00	\$161.14	\$161.14	\$0.00	\$1,007.86	0.00
<b>13000</b>	<b>2700</b>			<b>SUBTOTAL Student Transportation</b>	<b>\$4,971,376.00</b>	<b>\$0.00</b>	<b>\$4,971,376.00</b>	<b>\$1,032,088.91</b>	<b>\$2,680,614.70</b>	<b>\$2,283,841.54</b>	<b>\$6,919.76</b>	<b>1.10</b>
<b>13000</b>	<b>2000</b>			<b>SUBTOTAL Support Services</b>	<b>\$4,971,376.00</b>	<b>\$0.00</b>	<b>\$4,971,376.00</b>	<b>\$1,032,088.91</b>	<b>\$2,680,614.70</b>	<b>\$2,283,841.54</b>	<b>\$6,919.76</b>	<b>1.10</b>
<b>13000</b>				<b>TOTAL Pupil Transportation</b>	<b>\$4,971,376.00</b>	<b>\$0.00</b>	<b>\$4,971,376.00</b>	<b>\$1,032,088.91</b>	<b>\$2,680,614.70</b>	<b>\$2,283,841.54</b>	<b>\$6,919.76</b>	<b>1.10</b>
<b>14000</b>				<b>Total Instructional Materials Sub-Fund</b>								
	<b>1000</b>			<b>Instruction</b>								

**State of New Mexico**  
**Public School Operating Budget - Actuals Expenditure Rollup Report**  
**Gadsden 2017-2018 - Second Quarter (Oct - Dec) - Expenditure**  
**Submitted**

Fund	Func	Obj	Job	Description	Budget	Adjustments	Adjusted Budget	Current Period	YTD	Encumbrance	Budget Balance	FTE
14000	1000	56107		Instructional Materials Credit - 50% Textbooks	\$758,668.00	\$0.00	\$758,668.00	\$9,793.49	\$718,364.79	\$524.70	\$39,778.51	0.00
14000	1000	56111		Instructional Materials Cash - 50% Textbooks	\$758,668.00	\$0.00	\$758,668.00	\$12,388.71	\$47,944.46	\$0.00	\$710,723.54	0.00
<b>14000</b>	<b>1000</b>			<b>SUBTOTAL Instruction</b>	<b>\$1,517,336.00</b>	<b>\$0.00</b>	<b>\$1,517,336.00</b>	<b>\$22,182.20</b>	<b>\$766,309.25</b>	<b>\$524.70</b>	<b>\$750,502.05</b>	<b>0.00</b>
<b>14000</b>				<b>TOTAL Total</b>	<b>\$1,517,336.00</b>	<b>\$0.00</b>	<b>\$1,517,336.00</b>	<b>\$22,182.20</b>	<b>\$766,309.25</b>	<b>\$524.70</b>	<b>\$750,502.05</b>	<b>0.00</b>
				<b>Instructional Materials</b>								
				<b>Sub-Fund</b>								
<b>21000</b>				<b>Food Services</b>								
	<b>2000</b>			<b>Support Services</b>								
	<b>2300</b>			<b>Support Services-General Administration</b>								
21000	2300	53713		Indirect Costs - Program Administration	\$100,000.00	\$0.00	\$100,000.00	\$0.00	\$0.00	\$0.00	\$100,000.00	0.00
<b>21000</b>	<b>2300</b>			<b>SUBTOTAL Support Services-General Administration</b>	<b>\$100,000.00</b>	<b>\$0.00</b>	<b>\$100,000.00</b>	<b>\$0.00</b>	<b>\$0.00</b>	<b>\$0.00</b>	<b>\$100,000.00</b>	<b>0.00</b>
<b>21000</b>	<b>2000</b>			<b>SUBTOTAL Support Services</b>	<b>\$100,000.00</b>	<b>\$0.00</b>	<b>\$100,000.00</b>	<b>\$0.00</b>	<b>\$0.00</b>	<b>\$0.00</b>	<b>\$100,000.00</b>	<b>0.00</b>
	<b>3000</b>			<b>Operation of Non-Instructional Services</b>								
	<b>3100</b>			<b>Food Services Operations</b>								
		<b>51100</b>		<b>Salaries Expense</b>								
21000	3100	51100	1113	Administrative Associates	\$31,000.00	\$0.00	\$31,000.00	\$5,277.66	\$10,555.32	\$0.00	\$20,444.68	0.20
21000	3100	51100	1114	Administrative Assistants	\$315,000.00	\$0.00	\$315,000.00	\$61,937.28	\$120,315.95	\$125,061.13	\$69,622.92	7.00
21000	3100	51100	1217	Secretarial/Clerical/Technical Assistants	\$145,000.00	\$0.00	\$145,000.00	\$26,949.12	\$53,898.24	\$53,898.36	\$37,203.40	3.00
21000	3100	51100	1611	Substitutes-Sick Leave	\$80,000.00	\$0.00	\$80,000.00	\$10,443.75	\$17,636.25	\$1,357.50	\$61,006.25	0.00
21000	3100	51100	1616	Warehouse/Delivery	\$300,000.00	\$0.00	\$300,000.00	\$68,887.04	\$130,151.54	\$138,481.26	\$31,367.20	10.00
21000	3100	51100	1617	Food Service	\$2,300,000.00	\$0.00	\$2,300,000.00	\$416,864.84	\$786,756.14	\$939,940.26	\$573,303.60	174.00
<b>21000</b>	<b>3100</b>	<b>51100</b>		<b>SUBTOTAL Salaries Expense</b>	<b>\$3,171,000.00</b>	<b>\$0.00</b>	<b>\$3,171,000.00</b>	<b>\$590,359.69</b>	<b>\$1,119,313.44</b>	<b>\$1,258,738.51</b>	<b>\$792,948.05</b>	<b>194.20</b>
		<b>51200</b>		<b>Overtime Expense</b>								
21000	3100	51200	1616	Warehouse/Delivery	\$5,000.00	\$0.00	\$5,000.00	\$0.00	\$0.00	\$0.00	\$5,000.00	0.00
21000	3100	51200	1617	Food Service	\$100,000.00	\$0.00	\$100,000.00	\$20,584.15	\$34,118.39	\$3,958.15	\$61,923.46	0.00
<b>21000</b>	<b>3100</b>	<b>51200</b>		<b>SUBTOTAL Overtime Expense</b>	<b>\$105,000.00</b>	<b>\$0.00</b>	<b>\$105,000.00</b>	<b>\$20,584.15</b>	<b>\$34,118.39</b>	<b>\$3,958.15</b>	<b>\$66,923.46</b>	<b>0.00</b>
		<b>51300</b>		<b>Additional Compensation</b>								
21000	3100	51300	1617	Food Service	\$80,000.00	\$0.00	\$80,000.00	\$0.00	\$575.00	\$0.00	\$79,425.00	0.00
<b>21000</b>	<b>3100</b>	<b>51300</b>		<b>SUBTOTAL Additional Compensation</b>	<b>\$80,000.00</b>	<b>\$0.00</b>	<b>\$80,000.00</b>	<b>\$0.00</b>	<b>\$575.00</b>	<b>\$0.00</b>	<b>\$79,425.00</b>	<b>0.00</b>
21000	3100	52111		Educational Retirement	\$360,000.00	\$0.00	\$360,000.00	\$83,665.25	\$158,180.77	\$174,101.82	\$27,717.41	0.00
21000	3100	52112		ERA - Retiree Health	\$75,000.00	\$0.00	\$75,000.00	\$12,038.21	\$22,765.80	\$25,051.12	\$27,183.08	0.00
21000	3100	52210		FICA Payments	\$210,000.00	\$0.00	\$210,000.00	\$35,408.38	\$67,134.82	\$72,065.01	\$70,800.17	0.00
21000	3100	52220		Medicare Payments	\$50,000.00	\$0.00	\$50,000.00	\$8,280.76	\$15,700.77	\$16,853.20	\$17,446.03	0.00
21000	3100	52311		Health and Medical Premiums	\$430,000.00	\$0.00	\$430,000.00	\$77,392.40	\$135,921.63	\$174,692.24	\$119,386.13	0.00
21000	3100	52312		Life	\$30,000.00	\$0.00	\$30,000.00	\$2,445.84	\$4,090.42	\$5,279.45	\$20,630.13	0.00
21000	3100	52313		Dental	\$30,000.00	\$0.00	\$30,000.00	\$3,909.26	\$6,781.42	\$9,186.08	\$14,032.50	0.00
21000	3100	52314		Vision	\$8,000.00	\$0.00	\$8,000.00	\$884.72	\$1,537.52	\$2,006.82	\$4,455.66	0.00

**State of New Mexico**  
**Public School Operating Budget - Actuals Expenditure Rollup Report**  
**Gadsden 2017-2018 - Second Quarter (Oct - Dec) - Expenditure**  
**Submitted**

Fund	Func	Obj	Job Description	Budget	Adjustments	Adjusted Budget	Current Period	YTD	Encumbrance	Budget Balance	FTE
21000	3100	52315	Disability	\$5,000.00	\$0.00	\$5,000.00	\$774.34	\$1,396.44	\$1,666.16	\$1,937.40	0.00
21000	3100	52500	Unemployment Compensation	\$7,000.00	\$0.00	\$7,000.00	\$295.56	\$665.94	\$605.94	\$5,728.12	0.00
21000	3100	52710	Workers Compensation Premium	\$55,000.00	\$0.00	\$55,000.00	\$12,329.37	\$23,279.43	\$25,269.74	\$6,450.83	0.00
21000	3100	52720	Workers Compensation Employer's Fee	\$4,000.00	\$0.00	\$4,000.00	\$405.15	\$791.76	\$738.42	\$2,469.82	0.00
21000	3100	53330	Professional Development	\$20,000.00	\$0.00	\$20,000.00	\$28.70	\$5,505.45	\$0.00	\$14,494.55	0.00
21000	3100	53414	Other Services	\$300,000.00	\$0.00	\$300,000.00	\$12,155.06	\$21,442.08	\$27,459.69	\$251,098.23	0.00
21000	3100	53711	Other Charges	\$15,000.00	\$0.00	\$15,000.00	\$1,700.00	\$7,135.00	\$79.00	\$7,786.00	0.00
21000	3100	54311	Maintenance & Repair - Furniture/Fixtures/Equipment	\$50,000.00	\$0.00	\$50,000.00	\$9,400.22	\$10,133.10	\$15,187.05	\$24,679.85	0.00
21000	3100	54312	Maintenance & Repair - Buildings and Grounds	\$20,000.00	\$0.00	\$20,000.00	\$0.00	\$0.00	\$0.00	\$20,000.00	0.00
21000	3100	54313	Maintenance & Repair - Vehicles	\$50,000.00	\$0.00	\$50,000.00	\$955.56	\$2,155.21	\$1,695.75	\$46,149.04	0.00
21000	3100	54411	Electricity	\$125,000.00	\$0.00	\$125,000.00	\$0.00	\$0.00	\$116,381.10	\$8,618.90	0.00
21000	3100	54412	Natural Gas (Buildings)	\$50,000.00	\$0.00	\$50,000.00	\$0.00	\$0.00	\$0.00	\$50,000.00	0.00
21000	3100	54415	Water/Sewage	\$25,000.00	\$0.00	\$25,000.00	\$0.00	\$0.00	\$10,000.00	\$15,000.00	0.00
21000	3100	54416	Communication Services	\$35,000.00	\$0.00	\$35,000.00	\$11,787.25	\$23,854.13	\$29,809.14	(\$18,663.27)	0.00
21000	3100	55813	Employee Travel - Non-Teachers	\$50,000.00	\$0.00	\$50,000.00	\$4,096.15	\$11,335.00	\$0.00	\$38,665.00	0.00
21000	3100	55915	Other Contract Services	\$20,000.00	\$0.00	\$20,000.00	\$0.00	\$0.00	\$0.00	\$20,000.00	0.00
21000	3100	56113	Software	\$100,000.00	\$0.00	\$100,000.00	\$0.00	\$0.00	\$8,078.78	\$91,921.22	0.00
21000	3100	56116	Food	\$10,072,355.00	\$0.00	\$10,072,355.00	\$1,161,314.34	\$2,094,653.88	\$3,265,643.45	\$4,712,057.67	0.00
21000	3100	56117	Non-Food	\$1,000,000.00	\$0.00	\$1,000,000.00	\$197,675.56	\$305,376.69	\$414,130.76	\$280,492.55	0.00
21000	3100	56118	General Supplies and Materials	\$250,000.00	\$0.00	\$250,000.00	\$71,333.49	\$102,508.65	\$71,754.27	\$75,737.08	0.00
21000	3100	57311	Vehicles General	\$400,000.00	\$0.00	\$400,000.00	\$21,349.00	\$21,349.00	\$187,656.00	\$190,995.00	0.00
21000	3100	57313	Heavy Equipment	\$200,000.00	\$0.00	\$200,000.00	\$0.00	\$0.00	\$0.00	\$200,000.00	0.00
21000	3100	57331	Fixed Assets (more than \$5,000)	\$350,000.00	\$0.00	\$350,000.00	\$0.00	\$0.00	\$234,427.16	\$115,572.84	0.00
21000	3100	57332	Supply Assets (\$5,000 or less)	\$400,000.00	\$0.00	\$400,000.00	\$109,216.68	\$150,375.49	\$43,122.97	\$206,501.54	0.00
<b>21000</b>	<b>3100</b>		<b>SUBTOTAL Food Services Operations</b>	<b>\$18,152,355.00</b>	<b>\$0.00</b>	<b>\$18,152,355.00</b>	<b>\$2,449,785.09</b>	<b>\$4,348,077.23</b>	<b>\$6,195,637.78</b>	<b>\$7,608,639.99</b>	<b>194.20</b>
<b>21000</b>	<b>3000</b>		<b>SUBTOTAL Operation of Non-Instructional Services</b>	<b>\$18,152,355.00</b>	<b>\$0.00</b>	<b>\$18,152,355.00</b>	<b>\$2,449,785.09</b>	<b>\$4,348,077.23</b>	<b>\$6,195,637.78</b>	<b>\$7,608,639.99</b>	<b>194.20</b>
<b>21000</b>			<b>TOTAL Food Services</b>	<b>\$18,252,355.00</b>	<b>\$0.00</b>	<b>\$18,252,355.00</b>	<b>\$2,449,785.09</b>	<b>\$4,348,077.23</b>	<b>\$6,195,637.78</b>	<b>\$7,708,639.99</b>	<b>194.20</b>
<b>22000</b>	<b>1000</b>		<b>Athletics Instruction</b>								
22000	1000	53330	Professional Development	\$10,500.00	\$0.00	\$10,500.00	\$0.00	\$0.00	\$0.00	\$10,500.00	0.00
22000	1000	53711	Other Charges	\$21,425.00	\$0.00	\$21,425.00	\$0.00	\$0.00	\$0.00	\$21,425.00	0.00
22000	1000	54311	Maintenance & Repair - Furniture/Fixtures/Equipment	\$12,000.00	\$0.00	\$12,000.00	\$1,750.40	\$1,750.40	\$2,450.52	\$7,799.08	0.00
22000	1000	55813	Employee Travel - Non-Teachers	\$7,300.00	\$0.00	\$7,300.00	\$0.00	\$0.00	\$0.00	\$7,300.00	0.00
22000	1000	55817	Student Travel	\$275,000.00	\$0.00	\$275,000.00	\$0.00	\$0.00	\$0.00	\$275,000.00	0.00
22000	1000	55915	Other Contract Services	\$2,500.00	\$0.00	\$2,500.00	\$150.00	\$150.00	\$0.00	\$2,350.00	0.00
22000	1000	56118	General Supplies and Materials	\$474,675.00	\$0.00	\$474,675.00	\$0.00	\$0.00	\$0.00	\$474,675.00	0.00
22000	1000	57332	Supply Assets (\$5,000 or less)	\$25,000.00	\$0.00	\$25,000.00	\$0.00	\$0.00	\$0.00	\$25,000.00	0.00
<b>22000</b>	<b>1000</b>		<b>SUBTOTAL Instruction</b>	<b>\$828,400.00</b>	<b>\$0.00</b>	<b>\$828,400.00</b>	<b>\$1,900.40</b>	<b>\$1,900.40</b>	<b>\$2,450.52</b>	<b>\$824,049.08</b>	<b>0.00</b>



State of New Mexico  
Public School Operating Budget - Actuals Expenditure Rollup Report  
Gadsden 2017-2018 - Second Quarter (Oct - Dec) - Expenditure  
Submitted

Fund	Func	Obj	Job	Description	Budget	Adjustments	Adjusted Budget	Current Period	YTD	Encumbrance	Budget Balance	FTE
22000				<b>TOTAL Athletics</b>	<b>\$828,400.00</b>	<b>\$0.00</b>	<b>\$828,400.00</b>	<b>\$1,900.40</b>	<b>\$1,900.40</b>	<b>\$2,450.52</b>	<b>\$824,049.08</b>	<b>0.00</b>
23000				<b>Non-Instructional Support</b>								
	1000			<b>Instruction</b>								
		51300		<b>Additional Compensation</b>								
23000	1000	51300	1624	Activities Salary	\$30,000.00	\$0.00	\$30,000.00	\$0.00	\$0.00	\$0.00	\$30,000.00	0.00
23000	1000	51300		<b>SUBTOTAL Additional Compensation</b>	<b>\$30,000.00</b>	<b>\$0.00</b>	<b>\$30,000.00</b>	<b>\$0.00</b>	<b>\$0.00</b>	<b>\$0.00</b>	<b>\$30,000.00</b>	<b>0.00</b>
23000	1000	52111		Educational Retirement	\$10,000.00	\$0.00	\$10,000.00	\$0.00	\$0.00	\$0.00	\$10,000.00	0.00
23000	1000	52112		ERA - Retiree Health	\$10,000.00	\$0.00	\$10,000.00	\$0.00	\$0.00	\$0.00	\$10,000.00	0.00
23000	1000	52210		FICA Payments	\$10,000.00	\$0.00	\$10,000.00	\$0.00	\$0.00	\$0.00	\$10,000.00	0.00
23000	1000	52220		Medicare Payments	\$10,000.00	\$0.00	\$10,000.00	\$0.00	\$0.00	\$0.00	\$10,000.00	0.00
23000	1000	53330		Professional Development	\$10,000.00	\$0.00	\$10,000.00	\$439.20	\$1,220.20	\$0.00	\$8,779.80	0.00
23000	1000	53711		Other Charges	\$100,000.00	\$0.00	\$100,000.00	\$3,901.40	\$6,753.76	\$2,951.25	\$90,294.99	0.00
23000	1000	55813		Employee Travel - Non-Teachers	\$10,000.00	\$0.00	\$10,000.00	\$0.00	\$0.00	\$0.00	\$10,000.00	0.00
23000	1000	55817		Student Travel	\$100,000.00	\$0.00	\$100,000.00	\$12,158.68	\$14,196.52	\$13,368.45	\$72,435.03	0.00
23000	1000	55819		Employee Travel - Teachers	\$10,000.00	\$0.00	\$10,000.00	\$387.00	\$1,906.11	\$0.00	\$8,093.89	0.00
23000	1000	55915		Other Contract Services	\$30,000.00	\$0.00	\$30,000.00	\$270.00	\$270.00	\$0.00	\$29,730.00	0.00
23000	1000	56118		General Supplies and Materials	\$480,000.00	\$0.00	\$480,000.00	\$179,403.76	\$218,269.91	\$82,521.74	\$179,208.35	0.00
23000	1000	57331		Fixed Assets (more than \$5,000)	\$10,000.00	\$0.00	\$10,000.00	\$0.00	\$0.00	\$0.00	\$10,000.00	0.00
23000	1000	57332		Supply Assets (\$5,000 or less)	\$100,000.00	\$0.00	\$100,000.00	\$1,266.02	\$2,237.99	\$0.00	\$97,762.01	0.00
23000	1000			<b>SUBTOTAL Instruction</b>	<b>\$920,000.00</b>	<b>\$0.00</b>	<b>\$920,000.00</b>	<b>\$197,826.06</b>	<b>\$244,854.49</b>	<b>\$98,841.44</b>	<b>\$576,304.07</b>	<b>0.00</b>
23000				<b>TOTAL Non-Instructional Support</b>	<b>\$920,000.00</b>	<b>\$0.00</b>	<b>\$920,000.00</b>	<b>\$197,826.06</b>	<b>\$244,854.49</b>	<b>\$98,841.44</b>	<b>\$576,304.07</b>	<b>0.00</b>
24000				<b>Federal Flow-through Grants</b>								
24101				<b>Title I - ESEA</b>								
	1000			<b>Instruction</b>								
		51100		<b>Salaries Expense</b>								
24101	1000	51100	1411	Teachers-Grades 1-12	\$3,253,000.00	\$0.00	\$3,253,000.00	\$691,849.94	\$1,191,598.90	\$1,501,350.20	\$560,050.90	59.00
24101	1000	51100	1610	Substitutes Professional Development	\$85,000.00	\$0.00	\$85,000.00	\$0.00	\$0.00	\$0.00	\$85,000.00	0.00
24101	1000	51100	1612	Substitutes-Other Leave	\$0.00	\$0.00	\$0.00	\$1,185.00	\$1,185.00	\$420.00	(\$1,605.00)	0.00
24101	1000	51100	1711	Instructional Assistants-Grades 1-12	\$190,000.00	\$0.00	\$190,000.00	\$20,998.74	\$34,997.90	\$48,997.27	\$106,004.83	7.00
24101	1000	51100		<b>SUBTOTAL Salaries Expense</b>	<b>\$3,528,000.00</b>	<b>\$0.00</b>	<b>\$3,528,000.00</b>	<b>\$714,033.68</b>	<b>\$1,227,781.80</b>	<b>\$1,550,767.47</b>	<b>\$749,450.73</b>	<b>66.00</b>
		51300		<b>Additional Compensation</b>								
24101	1000	51300	1411	Teachers-Grades 1-12	\$5,000.00	\$0.00	\$5,000.00	\$0.00	\$0.00	\$0.00	\$5,000.00	0.00
24101	1000	51300		<b>SUBTOTAL Additional Compensation</b>	<b>\$5,000.00</b>	<b>\$0.00</b>	<b>\$5,000.00</b>	<b>\$0.00</b>	<b>\$0.00</b>	<b>\$0.00</b>	<b>\$5,000.00</b>	<b>0.00</b>
24101	1000	52111		Educational Retirement	\$501,400.00	\$0.00	\$501,400.00	\$99,086.13	\$170,497.21	\$215,498.58	\$115,404.21	0.00
24101	1000	52112		ERA - Retiree Health	\$72,000.00	\$0.00	\$72,000.00	\$14,257.15	\$24,532.25	\$31,007.26	\$16,460.49	0.00
24101	1000	52210		FICA Payments	\$223,200.00	\$0.00	\$223,200.00	\$41,552.87	\$71,318.11	\$89,948.52	\$61,933.37	0.00
24101	1000	52220		Medicare Payments	\$50,000.00	\$0.00	\$50,000.00	\$9,717.96	\$16,679.20	\$21,036.55	\$12,284.25	0.00
24101	1000	52311		Health and Medical Premiums	\$350,000.00	\$0.00	\$350,000.00	\$55,156.24	\$96,685.92	\$121,536.27	\$131,777.81	0.00

**State of New Mexico**  
**Public School Operating Budget - Actuals Expenditure Rollup Report**  
**Gadsden 2017-2018 - Second Quarter (Oct - Dec) - Expenditure**  
**Submitted**

Fund	Func	Obj	Job Description	Budget	Adjustments	Adjusted Budget	Current Period	YTD	Encumbrance	Budget Balance	FTE
24101	1000	52312	Life	\$5,000.00	\$0.00	\$5,000.00	\$785.14	\$1,356.24	\$1,747.94	\$1,895.82	0.00
24101	1000	52313	Dental	\$20,000.00	\$0.00	\$20,000.00	\$3,682.84	\$6,467.17	\$8,336.90	\$5,195.93	0.00
24101	1000	52314	Vision	\$4,000.00	\$0.00	\$4,000.00	\$615.62	\$1,095.49	\$1,366.92	\$1,537.59	0.00
24101	1000	52315	Disability	\$2,900.00	\$0.00	\$2,900.00	\$476.54	\$802.20	\$1,118.73	\$979.07	0.00
24101	1000	52500	Unemployment Compensation	\$4,522.00	\$0.00	\$4,522.00	\$344.96	\$664.98	\$749.10	\$3,107.92	0.00
24101	1000	52710	Workers Compensation Premium	\$55,000.00	\$0.00	\$55,000.00	\$14,397.99	\$24,757.45	\$31,261.54	(\$1,018.99)	0.00
24101	1000	52720	Workers Compensation Employer's Fee	\$1,000.00	\$0.00	\$1,000.00	\$129.38	\$258.76	\$249.56	\$491.68	0.00
24101	1000	53330	Professional Development	\$45,000.00	\$0.00	\$45,000.00	\$0.00	\$0.00	\$0.00	\$45,000.00	0.00
24101	1000	53414	Other Services	\$5,000.00	\$0.00	\$5,000.00	\$150.00	\$150.00	\$0.00	\$4,850.00	0.00
24101	1000	53711	Other Charges	\$2,500.00	\$0.00	\$2,500.00	\$0.00	\$0.00	\$681.00	\$1,819.00	0.00
24101	1000	55817	Student Travel	\$275,000.00	\$0.00	\$275,000.00	\$69,314.23	\$69,314.23	\$0.00	\$205,685.77	0.00
24101	1000	55819	Employee Travel - Teachers	\$100.00	\$0.00	\$100.00	\$0.00	\$0.00	\$0.00	\$100.00	0.00
24101	1000	55915	Other Contract Services	\$1,000.00	\$0.00	\$1,000.00	\$0.00	\$0.00	\$0.00	\$1,000.00	0.00
24101	1000	56113	Software	\$123,219.00	\$0.00	\$123,219.00	\$85,637.21	\$120,435.47	\$0.00	\$2,783.53	0.00
24101	1000	56118	General Supplies and Materials	\$250,000.00	\$0.00	\$250,000.00	\$36,733.12	\$36,733.12	\$85,273.85	\$127,993.03	0.00
24101	1000	57332	Supply Assets (\$5,000 or less)	\$25,000.00	\$0.00	\$25,000.00	\$0.00	\$0.00	\$4,120.13	\$20,879.87	0.00
<b>24101</b>	<b>1000</b>		<b>SUBTOTAL Instruction</b>	<b>\$5,548,841.00</b>	<b>\$0.00</b>	<b>\$5,548,841.00</b>	<b>\$1,146,071.06</b>	<b>\$1,869,529.60</b>	<b>\$2,164,700.32</b>	<b>\$1,514,611.08</b>	<b>66.00</b>
	<b>2000</b>		<b>Support Services</b>								
	<b>2100</b>		<b>Support Services-Students</b>								
		<b>51100</b>	<b>Salaries Expense</b>								
24101	2100	51100	1211 Coordinator/Subject Matter Specialist	\$59,000.00	\$0.00	\$59,000.00	\$13,732.02	\$27,464.04	\$27,463.96	\$4,072.00	1.00
24101	2100	51100	1214 Guidance Counselors/Social Workers	\$445,000.00	\$0.00	\$445,000.00	\$100,932.96	\$185,043.76	\$218,687.56	\$41,268.68	9.00
24101	2100	51100	1218 School/Student Support	\$100,000.00	\$0.00	\$100,000.00	\$16,848.72	\$32,534.32	\$40,782.56	\$26,683.12	5.00
<b>24101</b>	<b>2100</b>	<b>51100</b>	<b>SUBTOTAL Salaries Expense</b>	<b>\$604,000.00</b>	<b>\$0.00</b>	<b>\$604,000.00</b>	<b>\$131,513.70</b>	<b>\$245,042.12</b>	<b>\$286,934.08</b>	<b>\$72,023.80</b>	<b>15.00</b>
24101	2100	52111	Educational Retirement	\$81,315.00	\$0.00	\$81,315.00	\$18,280.32	\$34,060.70	\$39,883.61	\$7,370.69	0.00
24101	2100	52112	ERA - Retiree Health	\$13,000.00	\$0.00	\$13,000.00	\$2,630.34	\$4,901.00	\$5,738.83	\$2,360.17	0.00
24101	2100	52210	FICA Payments	\$40,000.00	\$0.00	\$40,000.00	\$7,449.34	\$13,855.60	\$16,209.03	\$9,935.37	0.00
24101	2100	52220	Medicare Payments	\$8,500.00	\$0.00	\$8,500.00	\$1,742.26	\$3,240.49	\$3,790.95	\$1,468.56	0.00
24101	2100	52311	Health and Medical Premiums	\$90,000.00	\$0.00	\$90,000.00	\$19,512.18	\$36,273.21	\$42,276.39	\$11,450.40	0.00
24101	2100	52312	Life	\$900.00	\$0.00	\$900.00	\$197.40	\$364.25	\$425.35	\$110.40	0.00
24101	2100	52313	Dental	\$5,000.00	\$0.00	\$5,000.00	\$1,076.40	\$1,943.15	\$2,217.25	\$839.60	0.00
24101	2100	52314	Vision	\$600.00	\$0.00	\$600.00	\$91.52	\$161.67	\$175.05	\$263.28	0.00
24101	2100	52315	Disability	\$600.00	\$0.00	\$600.00	\$86.28	\$158.18	\$186.94	\$254.88	0.00
24101	2100	52500	Unemployment Compensation	\$1,300.00	\$0.00	\$1,300.00	\$63.66	\$139.45	\$138.90	\$1,021.65	0.00
24101	2100	52710	Workers Compensation Premium	\$10,000.00	\$0.00	\$10,000.00	\$2,651.90	\$4,941.11	\$5,785.91	(\$727.02)	0.00
24101	2100	52720	Workers Compensation Employer's Fee	\$300.00	\$0.00	\$300.00	\$32.20	\$64.40	\$64.40	\$171.20	0.00
24101	2100	53330	Professional Development	\$18,395.00	\$0.00	\$18,395.00	\$56.50	\$56.50	\$0.00	\$18,338.50	0.00
24101	2100	53414	Other Services	\$5,000.00	\$0.00	\$5,000.00	\$0.00	\$0.00	\$3,500.00	\$1,500.00	0.00
24101	2100	53711	Other Charges	\$500.00	\$0.00	\$500.00	\$0.00	\$0.00	\$0.00	\$500.00	0.00
24101	2100	54620	Rental - Equipment and Vehicles	\$50.00	\$0.00	\$50.00	\$0.00	\$0.00	\$0.00	\$50.00	0.00
24101	2100	55813	Employee Travel - Non-Teachers	\$25,000.00	\$0.00	\$25,000.00	\$3,290.98	\$4,129.32	\$5,582.63	\$15,288.05	0.00
24101	2100	56118	General Supplies and Materials	\$2,500.00	\$0.00	\$2,500.00	\$0.00	\$0.00	\$0.00	\$2,500.00	0.00

**State of New Mexico**  
**Public School Operating Budget - Actuals Expenditure Rollup Report**  
**Gadsden 2017-2018 - Second Quarter (Oct - Dec) - Expenditure**  
**Submitted**

Fund	Func	Obj	Job	Description	Budget	Adjustments	Adjusted Budget	Current Period	YTD	Encumbrance	Budget Balance	FTE
24101	2100	57332		Supply Assets (\$5,000 or less)	\$5,000.00	\$0.00	\$5,000.00	\$0.00	\$0.00	\$0.00	\$5,000.00	0.00
<b>24101</b>	<b>2100</b>			<b>SUBTOTAL Support Services-Students</b>	<b>\$911,960.00</b>	<b>\$0.00</b>	<b>\$911,960.00</b>	<b>\$188,674.98</b>	<b>\$349,331.15</b>	<b>\$412,909.32</b>	<b>\$149,719.53</b>	<b>15.00</b>
	<b>2200</b>			<b>Support Services-Instruction</b>								
		<b>51100</b>		<b>Salaries Expense</b>								
24101	2200	51100	1211	Coordinator/Subject Matter Specialist	\$70,000.00	\$0.00	\$70,000.00	\$17,158.32	\$34,316.64	\$34,316.54	\$1,366.82	0.85
24101	2200	51100	1213	Library/Media Assistants	\$30,079.00	\$0.00	\$30,079.00	\$0.00	\$0.00	\$0.00	\$30,079.00	0.00
24101	2200	51100	1217	Secretarial/Clerical/Technical Assistants	\$221,000.00	\$0.00	\$221,000.00	\$40,860.15	\$78,680.86	\$84,511.17	\$57,807.97	8.30
<b>24101</b>	<b>2200</b>	<b>51100</b>		<b>SUBTOTAL Salaries Expense</b>	<b>\$321,079.00</b>	<b>\$0.00</b>	<b>\$321,079.00</b>	<b>\$58,018.47</b>	<b>\$112,997.50</b>	<b>\$118,827.71</b>	<b>\$89,253.79</b>	<b>9.15</b>
24101	2200	52111		Educational Retirement	\$40,000.00	\$0.00	\$40,000.00	\$8,064.48	\$15,706.50	\$16,516.90	\$7,776.60	0.00
24101	2200	52112		ERA - Retiree Health	\$6,290.00	\$0.00	\$6,290.00	\$1,160.42	\$2,260.00	\$2,376.58	\$1,653.42	0.00
24101	2200	52210		FICA Payments	\$20,000.00	\$0.00	\$20,000.00	\$3,279.77	\$6,376.30	\$6,715.17	\$6,908.53	0.00
24101	2200	52220		Medicare Payments	\$3,500.00	\$0.00	\$3,500.00	\$767.07	\$1,491.25	\$1,570.41	\$438.34	0.00
24101	2200	52311		Health and Medical Premiums	\$59,000.00	\$0.00	\$59,000.00	\$7,939.91	\$15,962.17	\$16,245.90	\$26,791.93	0.00
24101	2200	52312		Life	\$700.00	\$0.00	\$700.00	\$113.58	\$219.81	\$234.21	\$245.98	0.00
24101	2200	52313		Dental	\$3,500.00	\$0.00	\$3,500.00	\$410.58	\$847.78	\$849.68	\$1,802.54	0.00
24101	2200	52314		Vision	\$800.00	\$0.00	\$800.00	\$68.88	\$142.38	\$142.71	\$514.91	0.00
24101	2200	52315		Disability	\$275.00	\$0.00	\$275.00	\$47.56	\$86.50	\$101.53	\$86.97	0.00
24101	2200	52500		Unemployment Compensation	\$750.00	\$0.00	\$750.00	\$28.04	\$66.13	\$57.39	\$626.48	0.00
24101	2200	52710		Workers Compensation Premium	\$4,750.00	\$0.00	\$4,750.00	\$1,169.93	\$2,278.53	\$2,396.12	\$75.35	0.00
24101	2200	52720		Workers Compensation Employer's Fee	\$150.00	\$0.00	\$150.00	\$18.51	\$37.02	\$37.02	\$75.96	0.00
24101	2200	53330		Professional Development	\$4,000.00	\$0.00	\$4,000.00	\$0.00	\$115.00	\$0.00	\$3,885.00	0.00
24101	2200	53414		Other Services	\$350.00	\$0.00	\$350.00	\$0.00	\$0.00	\$0.00	\$350.00	0.00
24101	2200	53711		Other Charges	\$350.00	\$0.00	\$350.00	\$1,435.14	\$1,435.14	\$0.00	(\$1,085.14)	0.00
24101	2200	54311		Maintenance & Repair - Furniture/Fixtures/Equipment	\$32,975.00	\$0.00	\$32,975.00	\$12,919.46	\$13,099.46	\$21,303.27	(\$1,427.73)	0.00
24101	2200	55813		Employee Travel - Non-Teachers	\$1,000.00	\$0.00	\$1,000.00	\$26.91	\$26.91	\$48.66	\$924.43	0.00
24101	2200	56118		General Supplies and Materials	\$20,000.00	\$0.00	\$20,000.00	\$86.82	\$240.72	\$0.00	\$19,759.28	0.00
24101	2200	57332		Supply Assets (\$5,000 or less)	\$10,000.00	\$0.00	\$10,000.00	\$0.00	\$0.00	\$0.00	\$10,000.00	0.00
<b>24101</b>	<b>2200</b>			<b>SUBTOTAL Support Services-Instruction</b>	<b>\$529,469.00</b>	<b>\$0.00</b>	<b>\$529,469.00</b>	<b>\$95,555.53</b>	<b>\$173,389.10</b>	<b>\$187,423.26</b>	<b>\$168,656.64</b>	<b>9.15</b>
	<b>2300</b>			<b>Support Services-General Administration</b>								
24101	2300	53713		Indirect Costs - Program Administration	\$151,337.00	\$0.00	\$151,337.00	\$30,630.60	\$51,554.59	\$0.00	\$99,782.41	0.00
<b>24101</b>	<b>2300</b>			<b>SUBTOTAL Support Services-General Administration</b>	<b>\$151,337.00</b>	<b>\$0.00</b>	<b>\$151,337.00</b>	<b>\$30,630.60</b>	<b>\$51,554.59</b>	<b>\$0.00</b>	<b>\$99,782.41</b>	<b>0.00</b>
	<b>2500</b>			<b>Central Services</b>								
		<b>51100</b>		<b>Salaries Expense</b>								
24101	2500	51100	1511	Data Processing	\$225,000.00	\$0.00	\$225,000.00	\$46,945.34	\$89,390.37	\$91,297.33	\$44,312.30	7.00
<b>24101</b>	<b>2500</b>	<b>51100</b>		<b>SUBTOTAL Salaries Expense</b>	<b>\$225,000.00</b>	<b>\$0.00</b>	<b>\$225,000.00</b>	<b>\$46,945.34</b>	<b>\$89,390.37</b>	<b>\$91,297.33</b>	<b>\$44,312.30</b>	<b>7.00</b>
24101	2500	52111		Educational Retirement	\$33,000.00	\$0.00	\$33,000.00	\$6,170.06	\$12,069.95	\$12,690.50	\$8,239.55	0.00
24101	2500	52112		ERA - Retiree Health	\$5,000.00	\$0.00	\$5,000.00	\$887.86	\$1,736.88	\$1,826.04	\$1,437.08	0.00
24101	2500	52210		FICA Payments	\$14,000.00	\$0.00	\$14,000.00	\$2,788.82	\$5,354.21	\$5,348.14	\$3,297.65	0.00

**State of New Mexico**  
**Public School Operating Budget - Actuals Expenditure Rollup Report**  
**Gadsden 2017-2018 - Second Quarter (Oct - Dec) - Expenditure**  
**Submitted**

Fund	Func	Obj	Job Description	Budget	Adjustments	Adjusted Budget	Current Period	YTD	Encumbrance	Budget Balance	FTE
24101	2500	52220	Medicare Payments	\$3,600.00	\$0.00	\$3,600.00	\$652.29	\$1,252.31	\$1,250.88	\$1,096.81	0.00
24101	2500	52311	Health and Medical Premiums	\$18,000.00	\$0.00	\$18,000.00	\$3,169.86	\$4,838.64	\$8,421.48	\$4,739.88	0.00
24101	2500	52312	Life	\$500.00	\$0.00	\$500.00	\$93.46	\$184.16	\$195.24	\$120.60	0.00
24101	2500	52313	Dental	\$850.00	\$0.00	\$850.00	\$77.64	\$119.88	\$208.44	\$521.68	0.00
24101	2500	52314	Vision	\$500.00	\$0.00	\$500.00	\$30.98	\$57.68	\$71.28	\$371.04	0.00
24101	2500	52315	Disability	\$2,000.00	\$0.00	\$2,000.00	\$46.73	\$62.37	\$92.64	\$1,844.99	0.00
24101	2500	52500	Unemployment Compensation	\$450.00	\$0.00	\$450.00	\$22.59	\$51.94	\$43.92	\$354.14	0.00
24101	2500	52710	Workers Compensation Premium	\$4,000.00	\$0.00	\$4,000.00	\$946.71	\$1,802.68	\$1,841.04	\$356.28	0.00
24101	2500	52720	Workers Compensation Employer's Fee	\$100.00	\$0.00	\$100.00	\$13.71	\$29.72	\$31.84	\$38.44	0.00
<b>24101</b>	<b>2500</b>		<b>SUBTOTAL Central Services</b>	<b>\$307,000.00</b>	<b>\$0.00</b>	<b>\$307,000.00</b>	<b>\$61,846.05</b>	<b>\$116,950.79</b>	<b>\$123,318.77</b>	<b>\$66,730.44</b>	<b>7.00</b>
	<b>2600</b>		<b>Operation &amp; Maintenance of Plant</b>								
24101	2600	54313	Maintenance & Repair - Vehicles	\$12,000.00	\$0.00	\$12,000.00	\$252.00	\$561.00	\$125.95	\$11,313.05	0.00
24101	2600	54416	Communication Services	\$16,000.00	\$0.00	\$16,000.00	\$1,417.25	\$2,682.13	\$8,117.87	\$5,200.00	0.00
24101	2600	56118	General Supplies and Materials	\$10,000.00	\$0.00	\$10,000.00	\$358.76	\$1,983.97	\$0.00	\$8,016.03	0.00
24101	2600	56215	Tires/Tubes	\$2,000.00	\$0.00	\$2,000.00	\$0.00	\$430.28	\$0.00	\$1,569.72	0.00
<b>24101</b>	<b>2600</b>		<b>SUBTOTAL Operation &amp; Maintenance of Plant</b>	<b>\$40,000.00</b>	<b>\$0.00</b>	<b>\$40,000.00</b>	<b>\$2,028.01</b>	<b>\$5,657.38</b>	<b>\$8,243.82</b>	<b>\$26,098.80</b>	<b>0.00</b>
	<b>2700</b>		<b>Student Transportation</b>								
24101	2700	55112	Transportation Contractors	\$45,000.00	\$0.00	\$45,000.00	\$0.00	\$0.00	\$0.00	\$45,000.00	0.00
<b>24101</b>	<b>2700</b>		<b>SUBTOTAL Student Transportation</b>	<b>\$45,000.00</b>	<b>\$0.00</b>	<b>\$45,000.00</b>	<b>\$0.00</b>	<b>\$0.00</b>	<b>\$0.00</b>	<b>\$45,000.00</b>	<b>0.00</b>
<b>24101</b>	<b>2000</b>		<b>SUBTOTAL Support Services</b>	<b>\$1,984,766.00</b>	<b>\$0.00</b>	<b>\$1,984,766.00</b>	<b>\$378,735.17</b>	<b>\$696,883.01</b>	<b>\$731,895.17</b>	<b>\$555,987.82</b>	<b>31.15</b>
<b>24101</b>			<b>TOTAL Title I - ESEA</b>	<b>\$7,533,607.00</b>	<b>\$0.00</b>	<b>\$7,533,607.00</b>	<b>\$1,524,806.23</b>	<b>\$2,566,412.61</b>	<b>\$2,896,595.49</b>	<b>\$2,070,598.90</b>	<b>97.15</b>
<b>24103</b>			<b>Migrant Children Education Instruction</b>								
	<b>1000</b>										
24103	1000	55817	Student Travel	\$3,000.00	\$0.00	\$3,000.00	\$0.00	\$0.00	\$0.00	\$3,000.00	0.00
24103	1000	56118	General Supplies and Materials	\$4,000.00	\$0.00	\$4,000.00	\$603.63	\$603.63	\$0.00	\$3,396.37	0.00
<b>24103</b>	<b>1000</b>		<b>SUBTOTAL Instruction</b>	<b>\$7,000.00</b>	<b>\$0.00</b>	<b>\$7,000.00</b>	<b>\$603.63</b>	<b>\$603.63</b>	<b>\$0.00</b>	<b>\$6,396.37</b>	<b>0.00</b>
	<b>2000</b>		<b>Support Services</b>								
	<b>2100</b>		<b>Support Services-Students</b>								
		<b>51300</b>	<b>Additional Compensation</b>								
24103	2100	51300	1214 Guidance Counselors/Social Workers	\$32,500.00	\$0.00	\$32,500.00	\$12,160.90	\$16,327.65	\$12,806.56	\$3,365.79	0.00
<b>24103</b>	<b>2100</b>	<b>51300</b>	<b>SUBTOTAL Additional Compensation</b>	<b>\$32,500.00</b>	<b>\$0.00</b>	<b>\$32,500.00</b>	<b>\$12,160.90</b>	<b>\$16,327.65</b>	<b>\$12,806.56</b>	<b>\$3,365.79</b>	<b>0.00</b>
24103	2100	52111	Educational Retirement	\$6,500.00	\$0.00	\$6,500.00	\$1,690.45	\$2,269.70	\$1,780.30	\$2,450.00	0.00
24103	2100	52112	ERA - Retiree Health	\$1,500.00	\$0.00	\$1,500.00	\$243.14	\$326.39	\$255.97	\$917.64	0.00
24103	2100	52210	FICA Payments	\$3,500.00	\$0.00	\$3,500.00	\$694.82	\$924.92	\$719.26	\$1,855.82	0.00
24103	2100	52220	Medicare Payments	\$1,000.00	\$0.00	\$1,000.00	\$162.51	\$216.36	\$168.25	\$615.39	0.00
24103	2100	52311	Health and Medical Premiums	\$4,000.00	\$0.00	\$4,000.00	\$0.00	\$0.00	\$0.00	\$4,000.00	0.00
24103	2100	52312	Life	\$300.00	\$0.00	\$300.00	\$0.00	\$0.00	\$0.00	\$300.00	0.00

**State of New Mexico**  
**Public School Operating Budget - Actuals Expenditure Rollup Report**  
**Gadsden 2017-2018 - Second Quarter (Oct - Dec) - Expenditure**  
**Submitted**

Fund	Func	Obj	Job Description	Budget	Adjustments	Adjusted Budget	Current Period	YTD	Encumbrance	Budget Balance	FTE
24103	2100	52313	Dental	\$450.00	\$0.00	\$450.00	\$0.00	\$0.00	\$0.00	\$450.00	0.00
24103	2100	52314	Vision	\$300.00	\$0.00	\$300.00	\$0.00	\$0.00	\$0.00	\$300.00	0.00
24103	2100	52315	Disability	\$200.00	\$0.00	\$200.00	\$0.00	\$0.00	\$0.00	\$200.00	0.00
24103	2100	52500	Unemployment Compensation	\$175.00	\$0.00	\$175.00	\$5.83	\$8.59	\$6.11	\$160.30	0.00
24103	2100	52710	Workers Compensation Premium	\$200.00	\$0.00	\$200.00	\$245.19	\$329.19	\$258.18	(\$387.37)	0.00
24103	2100	52720	Workers Compensation Employer's Fee	\$256.00	\$0.00	\$256.00	\$0.00	\$0.00	\$0.00	\$256.00	0.00
24103	2100	53330	Professional Development	\$5,000.00	\$0.00	\$5,000.00	\$0.00	\$690.00	\$0.00	\$4,310.00	0.00
24103	2100	53414	Other Services	\$3,000.00	\$0.00	\$3,000.00	\$0.00	\$0.00	\$0.00	\$3,000.00	0.00
24103	2100	56118	General Supplies and Materials	\$5,350.00	\$0.00	\$5,350.00	\$0.00	\$0.00	\$0.00	\$5,350.00	0.00
24103	2100	57332	Supply Assets (\$5,000 or less)	\$3,000.00	\$0.00	\$3,000.00	\$0.00	\$0.00	\$0.00	\$3,000.00	0.00
<b>24103</b>	<b>2100</b>		<b>SUBTOTAL Support Services-Students</b>	<b>\$67,231.00</b>	<b>\$0.00</b>	<b>\$67,231.00</b>	<b>\$15,202.84</b>	<b>\$21,092.80</b>	<b>\$15,994.63</b>	<b>\$30,143.57</b>	<b>0.00</b>
	<b>2300</b>		<b>Support Services-General Administration</b>								
24103	2300	53713	Indirect Costs - Program Administration	\$1,522.00	\$0.00	\$1,522.00	\$324.04	\$444.78	\$0.00	\$1,077.22	0.00
<b>24103</b>	<b>2300</b>		<b>SUBTOTAL Support Services-General Administration</b>	<b>\$1,522.00</b>	<b>\$0.00</b>	<b>\$1,522.00</b>	<b>\$324.04</b>	<b>\$444.78</b>	<b>\$0.00</b>	<b>\$1,077.22</b>	<b>0.00</b>
<b>24103</b>	<b>2000</b>		<b>SUBTOTAL Support Services</b>	<b>\$68,753.00</b>	<b>\$0.00</b>	<b>\$68,753.00</b>	<b>\$15,526.88</b>	<b>\$21,537.58</b>	<b>\$15,994.63</b>	<b>\$31,220.79</b>	<b>0.00</b>
<b>24103</b>			<b>TOTAL Migrant Children Education Entitlement IDEA-B Instruction</b>	<b>\$75,753.00</b>	<b>\$0.00</b>	<b>\$75,753.00</b>	<b>\$16,130.51</b>	<b>\$22,141.21</b>	<b>\$15,994.63</b>	<b>\$37,617.16</b>	<b>0.00</b>
<b>24106</b>	<b>1000</b>		<b>Salaries Expense</b>								
24106	1000	51100	1412 Teachers- Special Education	\$775,000.00	\$0.00	\$775,000.00	\$204,770.86	\$335,822.77	\$458,733.93	(\$19,556.70)	15.43
24106	1000	51100	1610 Substitutes Professional Development	\$41,000.00	\$0.00	\$41,000.00	\$0.00	\$0.00	\$0.00	\$41,000.00	0.00
24106	1000	51100	1611 Substitutes-Sick Leave	\$0.00	\$0.00	\$0.00	\$1,380.79	\$2,089.56	\$0.00	(\$2,089.56)	0.00
24106	1000	51100	1612 Substitutes-Other Leave	\$0.00	\$0.00	\$0.00	\$11,037.50	\$15,132.27	\$1,587.32	(\$16,719.59)	0.00
24106	1000	51100	1712 Instructional Assistants-Special Education	\$471,000.00	\$0.00	\$471,000.00	\$102,844.10	\$171,996.17	\$235,067.83	\$63,936.00	29.50
<b>24106</b>	<b>1000</b>	<b>51100</b>	<b>SUBTOTAL Salaries Expense</b>	<b>\$1,287,000.00</b>	<b>\$0.00</b>	<b>\$1,287,000.00</b>	<b>\$320,033.25</b>	<b>\$525,040.77</b>	<b>\$695,389.08</b>	<b>\$66,570.15</b>	<b>44.93</b>
		<b>51300</b>	<b>Additional Compensation</b>								
24106	1000	51300	1412 Teachers- Special Education	\$17,000.00	\$0.00	\$17,000.00	\$0.00	\$9,231.69	\$0.00	\$7,768.31	0.00
24106	1000	51300	1624 Activities Salary	\$0.00	\$0.00	\$0.00	\$2,294.00	\$2,294.00	\$1,407.50	(\$3,701.50)	0.00
24106	1000	51300	1712 Instructional Assistants-Special Education	\$0.00	\$0.00	\$0.00	\$2,937.91	\$7,353.42	\$919.33	(\$8,272.75)	0.00
<b>24106</b>	<b>1000</b>	<b>51300</b>	<b>SUBTOTAL Additional Compensation</b>	<b>\$17,000.00</b>	<b>\$0.00</b>	<b>\$17,000.00</b>	<b>\$5,231.91</b>	<b>\$18,879.11</b>	<b>\$2,326.83</b>	<b>(\$4,205.94)</b>	<b>0.00</b>
24106	1000	52111	Educational Retirement	\$181,256.00	\$0.00	\$181,256.00	\$43,116.59	\$72,974.05	\$91,896.14	\$16,385.81	0.00
24106	1000	52112	ERA - Retiree Health	\$26,080.00	\$0.00	\$26,080.00	\$6,203.97	\$10,500.08	\$13,222.73	\$2,357.19	0.00
24106	1000	52210	FICA Payments	\$80,848.00	\$0.00	\$80,848.00	\$18,710.53	\$31,582.34	\$38,054.99	\$11,210.67	0.00
24106	1000	52220	Medicare Payments	\$18,908.00	\$0.00	\$18,908.00	\$4,375.80	\$7,386.00	\$8,899.73	\$2,622.27	0.00
24106	1000	52311	Health and Medical Premiums	\$139,228.00	\$0.00	\$139,228.00	\$31,610.57	\$49,870.98	\$77,197.33	\$12,159.69	0.00
24106	1000	52312	Life	\$1,881.00	\$0.00	\$1,881.00	\$603.30	\$1,011.54	\$1,330.61	(\$461.15)	0.00

**State of New Mexico**  
**Public School Operating Budget - Actuals Expenditure Rollup Report**  
**Gadsden 2017-2018 - Second Quarter (Oct - Dec) - Expenditure**  
**Submitted**

Fund	Func	Obj	Job Description	Budget	Adjustments	Adjusted Budget	Current Period	YTD	Encumbrance	Budget Balance	FTE
24106	1000	52313	Dental	\$7,738.00	\$0.00	\$7,738.00	\$1,921.66	\$3,096.56	\$4,526.15	\$115.29	0.00
24106	1000	52314	Vision	\$1,221.00	\$0.00	\$1,221.00	\$215.35	\$350.27	\$544.18	\$326.55	0.00
24106	1000	52315	Disability	\$1,120.00	\$0.00	\$1,120.00	\$162.64	\$321.12	\$377.73	\$421.15	0.00
24106	1000	52500	Unemployment Compensation	\$609.00	\$0.00	\$609.00	\$157.77	\$299.35	\$320.10	(\$10.45)	0.00
24106	1000	52710	Workers Compensation Premium	\$385.00	\$0.00	\$385.00	\$6,551.19	\$10,980.93	\$13,368.41	(\$23,964.34)	0.00
24106	1000	52720	Workers Compensation Employer's Fee	\$449.00	\$0.00	\$449.00	\$117.57	\$232.29	\$190.90	\$25.81	0.00
24106	1000	53330	Professional Development	\$18,000.00	\$0.00	\$18,000.00	\$41,442.98	\$41,633.54	\$29,676.46	(\$53,310.00)	0.00
24106	1000	53414	Other Services	\$3,300.00	\$0.00	\$3,300.00	\$892.60	\$892.60	\$155.14	\$2,252.26	0.00
24106	1000	53711	Other Charges	\$6,500.00	\$0.00	\$6,500.00	\$0.00	\$0.00	\$0.00	\$6,500.00	0.00
24106	1000	55813	Employee Travel - Non-Teachers	\$7,800.00	\$0.00	\$7,800.00	\$1,181.72	\$1,512.36	\$3,137.64	\$3,150.00	0.00
24106	1000	55817	Student Travel	\$79,000.00	\$0.00	\$79,000.00	\$3,496.50	\$20,817.63	\$151,025.00	(\$92,842.63)	0.00
24106	1000	55818	Other Travel - Non-Employees	\$4,900.00	\$0.00	\$4,900.00	\$0.00	\$0.00	\$125.00	\$4,775.00	0.00
24106	1000	55819	Employee Travel - Teachers	\$2,900.00	\$0.00	\$2,900.00	\$28.16	\$202.81	\$336.84	\$2,360.35	0.00
24106	1000	56113	Software	\$94,000.00	\$0.00	\$94,000.00	\$4,550.50	\$4,550.50	\$184.90	\$89,264.60	0.00
24106	1000	56118	General Supplies and Materials	\$39,908.00	\$0.00	\$39,908.00	\$7,803.13	\$9,609.03	\$1,725.89	\$28,573.08	0.00
24106	1000	57332	Supply Assets (\$5,000 or less)	\$32,000.00	\$0.00	\$32,000.00	\$6,425.66	\$6,425.66	\$5,681.76	\$19,892.58	0.00
<b>24106</b>	<b>1000</b>		<b>SUBTOTAL Instruction</b>	<b>\$2,052,031.00</b>	<b>\$0.00</b>	<b>\$2,052,031.00</b>	<b>\$504,833.35</b>	<b>\$818,169.52</b>	<b>\$1,139,693.54</b>	<b>\$94,167.94</b>	<b>44.93</b>
	<b>2000</b>		<b>Support Services</b>								
	<b>2100</b>		<b>Support Services-Students</b>								
		<b>51100</b>	<b>Salaries Expense</b>								
24106	2100	51100	1211 Coordinator/Subject Matter Specialist	\$67,000.00	\$0.00	\$67,000.00	\$25,479.42	\$47,648.68	\$37,600.84	(\$18,249.52)	1.37
24106	2100	51100	1214 Guidance Counselors/Social Workers	\$154,000.00	\$0.00	\$154,000.00	\$38,137.50	\$65,843.51	\$86,641.42	\$1,515.07	3.43
24106	2100	51100	1215 Registered Nurses	\$82,000.00	\$0.00	\$82,000.00	\$9,383.02	\$17,397.77	\$19,560.91	\$45,041.32	2.00
24106	2100	51100	1311 Diagnosticians	\$78,000.00	\$0.00	\$78,000.00	\$20,443.56	\$35,257.63	\$42,686.45	\$55.92	1.24
24106	2100	51100	1312 Speech Therapists	\$1,500.00	\$0.00	\$1,500.00	\$0.00	\$0.00	\$0.00	\$1,500.00	0.00
<b>24106</b>	<b>2100</b>	<b>51100</b>	<b>SUBTOTAL Salaries Expense</b>	<b>\$382,500.00</b>	<b>\$0.00</b>	<b>\$382,500.00</b>	<b>\$93,443.50</b>	<b>\$166,147.59</b>	<b>\$186,489.62</b>	<b>\$29,862.79</b>	<b>8.04</b>
		<b>51300</b>	<b>Additional Compensation</b>								
24106	2100	51300	1214 Guidance Counselors/Social Workers	\$1,600.00	\$0.00	\$1,600.00	\$0.00	\$3,835.00	\$0.00	(\$2,235.00)	0.00
24106	2100	51300	1312 Speech Therapists	\$0.00	\$0.00	\$0.00	\$0.00	\$16,315.00	\$0.00	(\$16,315.00)	0.00
24106	2100	51300	1313 Occupational Therapists	\$0.00	\$0.00	\$0.00	\$0.00	\$3,260.00	\$0.00	(\$3,260.00)	0.00
24106	2100	51300	1314 Physical/Recreational Therapists	\$0.00	\$0.00	\$0.00	\$0.00	\$2,410.00	\$0.00	(\$2,410.00)	0.00
<b>24106</b>	<b>2100</b>	<b>51300</b>	<b>SUBTOTAL Additional Compensation</b>	<b>\$1,600.00</b>	<b>\$0.00</b>	<b>\$1,600.00</b>	<b>\$0.00</b>	<b>\$25,820.00</b>	<b>\$0.00</b>	<b>(\$24,220.00)</b>	<b>0.00</b>
24106	2100	52111	Educational Retirement	\$53,390.00	\$0.00	\$53,390.00	\$12,988.75	\$27,104.09	\$25,795.44	\$490.47	0.00
24106	2100	52112	ERA - Retiree Health	\$7,682.00	\$0.00	\$7,682.00	\$1,868.68	\$3,899.51	\$3,711.09	\$71.40	0.00
24106	2100	52210	FICA Payments	\$23,814.00	\$0.00	\$23,814.00	\$5,435.84	\$11,463.14	\$10,719.20	\$1,631.66	0.00
24106	2100	52220	Medicare Payments	\$5,569.00	\$0.00	\$5,569.00	\$1,271.44	\$2,681.05	\$2,507.22	\$380.73	0.00
24106	2100	52311	Health and Medical Premiums	\$42,741.00	\$0.00	\$42,741.00	\$7,601.84	\$13,396.29	\$16,813.67	\$12,531.04	0.00
24106	2100	52312	Life	\$578.00	\$0.00	\$578.00	\$103.16	\$188.89	\$191.39	\$197.72	0.00
24106	2100	52313	Dental	\$2,375.00	\$0.00	\$2,375.00	\$450.92	\$870.37	\$967.22	\$537.41	0.00
24106	2100	52314	Vision	\$375.00	\$0.00	\$375.00	\$42.42	\$86.33	\$89.44	\$199.23	0.00
24106	2100	52315	Disability	\$333.00	\$0.00	\$333.00	\$101.76	\$179.79	\$228.24	(\$75.03)	0.00

**State of New Mexico**  
**Public School Operating Budget - Actuals Expenditure Rollup Report**  
**Gadsden 2017-2018 - Second Quarter (Oct - Dec) - Expenditure**  
**Submitted**

Fund	Func	Obj	Job Description	Budget	Adjustments	Adjusted Budget	Current Period	YTD	Encumbrance	Budget Balance	FTE
24106	2100	52500	Unemployment Compensation	\$181.00	\$0.00	\$181.00	\$45.36	\$119.44	\$90.03	(\$28.47)	0.00
24106	2100	52710	Workers Compensation Premium	\$113.00	\$0.00	\$113.00	\$1,884.16	\$3,931.81	\$3,741.82	(\$7,560.63)	0.00
24106	2100	52720	Workers Compensation Employer's Fee	\$80.00	\$0.00	\$80.00	\$16.64	\$33.23	\$28.46	\$18.31	0.00
24106	2100	53330	Professional Development	\$11,000.00	\$0.00	\$11,000.00	\$5,313.94	\$5,568.94	\$4,720.95	\$710.11	0.00
24106	2100	53414	Other Services	\$500.00	\$0.00	\$500.00	\$0.00	\$0.00	\$0.00	\$500.00	0.00
24106	2100	53711	Other Charges	\$250.00	\$0.00	\$250.00	\$1,616.14	\$1,616.14	\$0.00	(\$1,366.14)	0.00
24106	2100	54311	Maintenance & Repair - Furniture/Fixtures/Equipment	\$2,000.00	\$0.00	\$2,000.00	\$16,474.30	\$16,474.30	\$23,364.11	(\$37,838.41)	0.00
24106	2100	55813	Employee Travel - Non-Teachers	\$12,000.00	\$0.00	\$12,000.00	\$1,585.52	\$2,189.56	\$6,460.44	\$3,350.00	0.00
24106	2100	56113	Software	\$36,000.00	\$0.00	\$36,000.00	\$0.00	\$0.00	\$0.00	\$36,000.00	0.00
24106	2100	56118	General Supplies and Materials	\$19,000.00	\$0.00	\$19,000.00	\$6,980.14	\$7,006.50	\$4,687.43	\$7,306.07	0.00
24106	2100	57332	Supply Assets (\$5,000 or less)	\$1,000.00	\$0.00	\$1,000.00	\$236.90	\$236.90	\$0.00	\$763.10	0.00
<b>24106</b>	<b>2100</b>		<b>SUBTOTAL Support Services-Students</b>	<b>\$603,081.00</b>	<b>\$0.00</b>	<b>\$603,081.00</b>	<b>\$157,461.41</b>	<b>\$289,013.87</b>	<b>\$290,605.77</b>	<b>\$23,461.36</b>	<b>8.04</b>
	<b>2200</b>		<b>Support Services-Instruction</b>								
		<b>51100</b>	<b>Salaries Expense</b>								
24106	2200	51100	1211 Coordinator/Subject Matter Specialist	\$150,000.00	\$0.00	\$150,000.00	\$23,060.16	\$67,638.10	\$70,276.51	\$12,085.39	2.00
24106	2200	51100	1217 Secretarial/Clerical/Technical Assistants	\$96,000.00	\$0.00	\$96,000.00	\$23,698.80	\$47,397.60	\$47,397.68	\$1,204.72	3.78
<b>24106</b>	<b>2200</b>	<b>51100</b>	<b>SUBTOTAL Salaries Expense</b>	<b>\$246,000.00</b>	<b>\$0.00</b>	<b>\$246,000.00</b>	<b>\$46,758.96</b>	<b>\$115,035.70</b>	<b>\$117,674.19</b>	<b>\$13,290.11</b>	<b>5.78</b>
24106	2200	52111	Educational Retirement	\$34,194.00	\$0.00	\$34,194.00	\$5,755.15	\$14,501.29	\$14,868.04	\$4,824.67	0.00
24106	2200	52112	ERA - Retiree Health	\$4,920.00	\$0.00	\$4,920.00	\$828.01	\$2,086.36	\$2,139.13	\$694.51	0.00
24106	2200	52210	FICA Payments	\$15,252.00	\$0.00	\$15,252.00	\$2,760.90	\$6,716.97	\$6,891.62	\$1,643.41	0.00
24106	2200	52220	Medicare Payments	\$3,567.00	\$0.00	\$3,567.00	\$645.69	\$1,570.87	\$1,611.73	\$384.40	0.00
24106	2200	52311	Health and Medical Premiums	\$27,488.00	\$0.00	\$27,488.00	\$2,301.89	\$7,804.36	\$7,894.56	\$11,789.08	0.00
24106	2200	52312	Life	\$371.00	\$0.00	\$371.00	\$79.35	\$177.53	\$179.88	\$13.59	0.00
24106	2200	52313	Dental	\$1,528.00	\$0.00	\$1,528.00	\$280.74	\$693.38	\$734.28	\$100.34	0.00
24106	2200	52314	Vision	\$241.00	\$0.00	\$241.00	\$48.99	\$126.36	\$126.36	(\$11.72)	0.00
24106	2200	52315	Disability	\$214.00	\$0.00	\$214.00	\$23.76	\$47.52	\$47.52	\$118.96	0.00
24106	2200	52500	Unemployment Compensation	\$116.00	\$0.00	\$116.00	\$20.40	\$67.45	\$56.76	(\$8.21)	0.00
24106	2200	52710	Workers Compensation Premium	\$73.00	\$0.00	\$73.00	\$942.95	\$2,319.80	\$2,373.00	(\$4,619.80)	0.00
24106	2200	52720	Workers Compensation Employer's Fee	\$58.00	\$0.00	\$58.00	\$12.67	\$29.36	\$29.36	(\$0.72)	0.00
24106	2200	53330	Professional Development	\$8,500.00	\$0.00	\$8,500.00	\$190.00	\$190.00	\$150.00	\$8,160.00	0.00
24106	2200	53414	Other Services	\$3,000.00	\$0.00	\$3,000.00	\$190.00	\$190.00	\$0.00	\$2,810.00	0.00
24106	2200	53711	Other Charges	\$1,000.00	\$0.00	\$1,000.00	\$0.00	\$0.00	\$0.00	\$1,000.00	0.00
24106	2200	54311	Maintenance & Repair - Furniture/Fixtures/Equipment	\$43,000.00	\$0.00	\$43,000.00	\$0.00	\$0.00	\$0.00	\$43,000.00	0.00
24106	2200	55813	Employee Travel - Non-Teachers	\$2,000.00	\$0.00	\$2,000.00	\$0.00	\$0.00	\$0.00	\$2,000.00	0.00
24106	2200	56113	Software	\$8,000.00	\$0.00	\$8,000.00	\$7,848.00	\$7,848.00	\$0.00	\$152.00	0.00
24106	2200	56118	General Supplies and Materials	\$15,000.00	\$0.00	\$15,000.00	\$1,223.20	\$1,223.20	\$0.00	\$13,776.80	0.00
24106	2200	57332	Supply Assets (\$5,000 or less)	\$2,000.00	\$0.00	\$2,000.00	\$1,516.64	\$1,516.64	\$0.00	\$483.36	0.00
<b>24106</b>	<b>2200</b>		<b>SUBTOTAL Support Services-Instruction</b>	<b>\$416,522.00</b>	<b>\$0.00</b>	<b>\$416,522.00</b>	<b>\$71,427.30</b>	<b>\$162,144.79</b>	<b>\$154,776.43</b>	<b>\$99,600.78</b>	<b>5.78</b>
	<b>2300</b>		<b>Support Services-General Administration</b>								

**State of New Mexico  
Public School Operating Budget - Actuals Expenditure Rollup Report  
Gadsden 2017-2018 - Second Quarter (Oct - Dec) - Expenditure  
Submitted**

Fund	Func	Obj	Job Description	Budget	Adjustments	Adjusted Budget	Current Period	YTD	Encumbrance	Budget Balance	FTE
24106	2300	53713	Indirect Costs - Program Administration	\$63,830.00	\$0.00	\$63,830.00	\$15,113.07	\$26,156.54	\$0.00	\$37,673.46	0.00
<b>24106</b>	<b>2300</b>		<b>SUBTOTAL Support Services-General Administration</b>	<b>\$63,830.00</b>	<b>\$0.00</b>	<b>\$63,830.00</b>	<b>\$15,113.07</b>	<b>\$26,156.54</b>	<b>\$0.00</b>	<b>\$37,673.46</b>	<b>0.00</b>
	<b>2600</b>		<b>Operation &amp; Maintenance of Plant</b>								
24106	2600	54313	Maintenance & Repair - Vehicles	\$5,000.00	\$0.00	\$5,000.00	\$0.00	\$0.00	\$0.00	\$5,000.00	0.00
24106	2600	54416	Communication Services	\$37,000.00	\$0.00	\$37,000.00	\$3,187.29	\$6,287.05	\$10,212.95	\$20,500.00	0.00
<b>24106</b>	<b>2600</b>		<b>SUBTOTAL Operation &amp; Maintenance of Plant</b>	<b>\$42,000.00</b>	<b>\$0.00</b>	<b>\$42,000.00</b>	<b>\$3,187.29</b>	<b>\$6,287.05</b>	<b>\$10,212.95</b>	<b>\$25,500.00</b>	<b>0.00</b>
<b>24106</b>	<b>2000</b>		<b>SUBTOTAL Support Services</b>	<b>\$1,125,433.00</b>	<b>\$0.00</b>	<b>\$1,125,433.00</b>	<b>\$247,189.07</b>	<b>\$483,602.25</b>	<b>\$455,595.15</b>	<b>\$186,235.60</b>	<b>13.82</b>
<b>24106</b>			<b>TOTAL Entitlement IDEA-B</b>	<b>\$3,177,464.00</b>	<b>\$0.00</b>	<b>\$3,177,464.00</b>	<b>\$752,022.42</b>	<b>\$1,301,771.77</b>	<b>\$1,595,288.69</b>	<b>\$280,403.54</b>	<b>58.75</b>
<b>24109</b>			<b>Preschool IDEA-B Instruction</b>								
	<b>1000</b>										
24109	1000	53330	Professional Development	\$1,300.00	\$0.00	\$1,300.00	\$0.00	\$0.00	\$840.00	\$460.00	0.00
24109	1000	53711	Other Charges	\$360.00	\$0.00	\$360.00	\$1,509.00	\$1,509.00	\$1,000.00	(\$2,149.00)	0.00
24109	1000	55817	Student Travel	\$5,000.00	\$0.00	\$5,000.00	\$112.50	\$112.50	\$0.00	\$4,887.50	0.00
24109	1000	56118	General Supplies and Materials	\$9,750.00	\$0.00	\$9,750.00	\$4,203.11	\$4,203.11	\$0.00	\$5,546.89	0.00
24109	1000	57332	Supply Assets (\$5,000 or less)	\$167.00	\$0.00	\$167.00	\$0.00	\$0.00	\$0.00	\$167.00	0.00
<b>24109</b>	<b>1000</b>		<b>SUBTOTAL Instruction</b>	<b>\$16,577.00</b>	<b>\$0.00</b>	<b>\$16,577.00</b>	<b>\$5,824.61</b>	<b>\$5,824.61</b>	<b>\$1,840.00</b>	<b>\$8,912.39</b>	<b>0.00</b>
	<b>2000</b>		<b>Support Services</b>								
	<b>2100</b>		<b>Support Services-Students</b>								
		<b>51100</b>	<b>Salaries Expense</b>								
24109	2100	51100	1211 Coordinator/Subject Matter Specialist	\$28,623.00	\$0.00	\$28,623.00	\$6,905.40	\$13,810.80	\$13,810.73	\$1,001.47	0.63
<b>24109</b>	<b>2100</b>	<b>51100</b>	<b>SUBTOTAL Salaries Expense</b>	<b>\$28,623.00</b>	<b>\$0.00</b>	<b>\$28,623.00</b>	<b>\$6,905.40</b>	<b>\$13,810.80</b>	<b>\$13,810.73</b>	<b>\$1,001.47</b>	<b>0.63</b>
24109	2100	52111	Educational Retirement	\$3,979.00	\$0.00	\$3,979.00	\$959.82	\$1,919.66	\$1,919.64	\$139.70	0.00
24109	2100	52112	ERA - Retiree Health	\$572.00	\$0.00	\$572.00	\$138.12	\$276.24	\$276.24	\$19.52	0.00
24109	2100	52210	FICA Payments	\$1,775.00	\$0.00	\$1,775.00	\$401.64	\$803.18	\$803.28	\$168.54	0.00
24109	2100	52220	Medicare Payments	\$415.00	\$0.00	\$415.00	\$93.96	\$187.88	\$187.91	\$39.21	0.00
24109	2100	52311	Health and Medical Premiums	\$3,198.00	\$0.00	\$3,198.00	\$601.50	\$1,187.64	\$1,203.00	\$807.36	0.00
24109	2100	52312	Life	\$43.00	\$0.00	\$43.00	\$8.88	\$17.76	\$17.76	\$7.48	0.00
24109	2100	52313	Dental	\$178.00	\$0.00	\$178.00	\$92.40	\$184.80	\$184.80	(\$191.60)	0.00
24109	2100	52314	Vision	\$28.00	\$0.00	\$28.00	\$0.00	\$0.00	\$0.00	\$28.00	0.00
24109	2100	52315	Disability	\$25.00	\$0.00	\$25.00	\$0.00	\$0.00	\$0.00	\$25.00	0.00
24109	2100	52500	Unemployment Compensation	\$14.00	\$0.00	\$14.00	\$3.36	\$8.25	\$6.72	(\$0.97)	0.00
24109	2100	52710	Workers Compensation Premium	\$8.00	\$0.00	\$8.00	\$139.20	\$278.42	\$278.40	(\$548.82)	0.00
24109	2100	52720	Workers Compensation Employer's Fee	\$10.00	\$0.00	\$10.00	\$1.45	\$2.90	\$2.90	\$4.20	0.00
24109	2100	56118	General Supplies and Materials	\$750.00	\$0.00	\$750.00	\$0.00	\$0.00	\$0.00	\$750.00	0.00
<b>24109</b>	<b>2100</b>		<b>SUBTOTAL Support Services-Students</b>	<b>\$39,618.00</b>	<b>\$0.00</b>	<b>\$39,618.00</b>	<b>\$9,345.73</b>	<b>\$18,677.53</b>	<b>\$18,691.38</b>	<b>\$2,249.09</b>	<b>0.63</b>
	<b>2200</b>		<b>Support Services-Instruction</b>								



State of New Mexico  
Public School Operating Budget - Actuals Expenditure Rollup Report  
Gadsden 2017-2018 - Second Quarter (Oct - Dec) - Expenditure  
Submitted

Fund	Func	Obj	Job	Description	Budget	Adjustments	Adjusted Budget	Current Period	YTD	Encumbrance	Budget Balance	FTE
		51100		<b>Salaries Expense</b>								
24109	2200	51100	1217	Secretarial/Clerical/Technical Assistants	\$7,754.00	\$0.00	\$7,754.00	\$1,938.30	\$3,876.60	\$3,876.60	\$0.80	0.25
<b>24109</b>	<b>2200</b>	<b>51100</b>		<b>SUBTOTAL Salaries Expense</b>	<b>\$7,754.00</b>	<b>\$0.00</b>	<b>\$7,754.00</b>	<b>\$1,938.30</b>	<b>\$3,876.60</b>	<b>\$3,876.60</b>	<b>\$0.80</b>	<b>0.25</b>
24109	2200	52111		Educational Retirement	\$1,078.00	\$0.00	\$1,078.00	\$269.40	\$538.80	\$538.80	\$0.40	0.00
24109	2200	52112		ERA - Retiree Health	\$155.00	\$0.00	\$155.00	\$38.76	\$77.52	\$77.52	(\$0.04)	0.00
24109	2200	52210		FICA Payments	\$481.00	\$0.00	\$481.00	\$98.58	\$197.48	\$202.68	\$80.84	0.00
24109	2200	52220		Medicare Payments	\$112.00	\$0.00	\$112.00	\$23.04	\$46.16	\$47.40	\$18.44	0.00
24109	2200	52311		Health and Medical Premiums	\$866.00	\$0.00	\$866.00	\$295.14	\$582.76	\$590.28	(\$307.04)	0.00
24109	2200	52312		Life	\$12.00	\$0.00	\$12.00	\$3.54	\$7.08	\$7.08	(\$2.16)	0.00
24109	2200	52313		Dental	\$48.00	\$0.00	\$48.00	\$12.24	\$24.48	\$24.48	(\$0.96)	0.00
24109	2200	52314		Vision	\$8.00	\$0.00	\$8.00	\$2.82	\$5.64	\$5.64	(\$3.28)	0.00
24109	2200	52315		Disability	\$7.00	\$0.00	\$7.00	\$0.00	\$0.00	\$0.00	\$7.00	0.00
24109	2200	52500		Unemployment Compensation	\$4.00	\$0.00	\$4.00	\$0.90	\$2.25	\$1.80	(\$0.05)	0.00
24109	2200	52710		Workers Compensation Premium	\$2.00	\$0.00	\$2.00	\$39.06	\$78.12	\$78.12	(\$154.24)	0.00
24109	2200	52720		Workers Compensation Employer's Fee	\$10.00	\$0.00	\$10.00	\$0.57	\$1.14	\$1.14	\$7.72	0.00
24109	2200	56118		General Supplies and Materials	\$254.00	\$0.00	\$254.00	\$0.00	\$0.00	\$0.00	\$254.00	0.00
<b>24109</b>	<b>2200</b>			<b>SUBTOTAL Support Services-Instruction</b>	<b>\$10,791.00</b>	<b>\$0.00</b>	<b>\$10,791.00</b>	<b>\$2,722.35</b>	<b>\$5,438.03</b>	<b>\$5,451.54</b>	<b>(\$98.57)</b>	<b>0.25</b>
	<b>2300</b>			<b>Support Services-General Administration</b>								
24109	2300	53713		Indirect Costs - Program Administration	\$1,373.00	\$0.00	\$1,373.00	\$366.80	\$613.77	\$0.00	\$759.23	0.00
<b>24109</b>	<b>2300</b>			<b>SUBTOTAL Support Services-General Administration</b>	<b>\$1,373.00</b>	<b>\$0.00</b>	<b>\$1,373.00</b>	<b>\$366.80</b>	<b>\$613.77</b>	<b>\$0.00</b>	<b>\$759.23</b>	<b>0.00</b>
<b>24109</b>	<b>2000</b>			<b>SUBTOTAL Support Services</b>	<b>\$51,782.00</b>	<b>\$0.00</b>	<b>\$51,782.00</b>	<b>\$12,434.88</b>	<b>\$24,729.33</b>	<b>\$24,142.92</b>	<b>\$2,909.75</b>	<b>0.88</b>
<b>24109</b>				<b>TOTAL Preschool IDEA-B</b>	<b>\$68,359.00</b>	<b>\$0.00</b>	<b>\$68,359.00</b>	<b>\$18,259.49</b>	<b>\$30,553.94</b>	<b>\$25,982.92</b>	<b>\$11,822.14</b>	<b>0.88</b>
<b>24113</b>	<b>2000</b>			<b>Education of Homeless Support Services</b>								
	<b>2100</b>			<b>Support Services-Students</b>								
24113	2100	53330		Professional Development	\$0.00	\$3,000.00	\$3,000.00	\$0.00	\$0.00	\$0.00	\$3,000.00	0.00
24113	2100	55818		Other Travel - Non-Employees	\$0.00	\$5,000.00	\$5,000.00	\$0.00	\$0.00	\$0.00	\$5,000.00	0.00
24113	2100	56118		General Supplies and Materials	\$0.00	\$21,913.00	\$21,913.00	\$2,380.18	\$2,380.18	\$2,656.66	\$16,876.16	0.00
<b>24113</b>	<b>2100</b>			<b>SUBTOTAL Support Services-Students</b>	<b>\$0.00</b>	<b>\$29,913.00</b>	<b>\$29,913.00</b>	<b>\$2,380.18</b>	<b>\$2,380.18</b>	<b>\$2,656.66</b>	<b>\$24,876.16</b>	<b>0.00</b>
<b>24113</b>	<b>2000</b>			<b>SUBTOTAL Support Services</b>	<b>\$0.00</b>	<b>\$29,913.00</b>	<b>\$29,913.00</b>	<b>\$2,380.18</b>	<b>\$2,380.18</b>	<b>\$2,656.66</b>	<b>\$24,876.16</b>	<b>0.00</b>
<b>24113</b>				<b>TOTAL Education of Homeless</b>	<b>\$0.00</b>	<b>\$29,913.00</b>	<b>\$29,913.00</b>	<b>\$2,380.18</b>	<b>\$2,380.18</b>	<b>\$2,656.66</b>	<b>\$24,876.16</b>	<b>0.00</b>
<b>24153</b>	<b>1000</b>			<b>English Language Acquisition Instruction</b>								

**State of New Mexico**  
**Public School Operating Budget - Actuals Expenditure Rollup Report**  
**Gadsden 2017-2018 - Second Quarter (Oct - Dec) - Expenditure**  
**Submitted**

Fund	Func	Obj	Job	Description	Budget	Adjustments	Adjusted Budget	Current Period	YTD	Encumbrance	Budget Balance	FTE
		<b>51100</b>		<b>Salaries Expense</b>								
24153	1000	51100	1711	Instructional Assistants-Grades 1-12	\$25,000.00	\$0.00	\$25,000.00	\$4,885.44	\$8,741.44	\$10,585.12	\$5,673.44	1.00
<b>24153</b>	<b>1000</b>	<b>51100</b>		<b>SUBTOTAL Salaries Expense</b>	<b>\$25,000.00</b>	<b>\$0.00</b>	<b>\$25,000.00</b>	<b>\$4,885.44</b>	<b>\$8,741.44</b>	<b>\$10,585.12</b>	<b>\$5,673.44</b>	<b>1.00</b>
		<b>51300</b>		<b>Additional Compensation</b>								
24153	1000	51300	1411	Teachers-Grades 1-12	\$54,000.00	\$0.00	\$54,000.00	\$23,075.00	\$23,775.00	\$4,450.00	\$25,775.00	0.00
<b>24153</b>	<b>1000</b>	<b>51300</b>		<b>SUBTOTAL Additional Compensation</b>	<b>\$54,000.00</b>	<b>\$0.00</b>	<b>\$54,000.00</b>	<b>\$23,075.00</b>	<b>\$23,775.00</b>	<b>\$4,450.00</b>	<b>\$25,775.00</b>	<b>0.00</b>
24153	1000	52111		Educational Retirement	\$0.00	\$0.00	\$0.00	\$3,855.16	\$4,488.44	\$1,843.16	(\$6,331.60)	0.00
24153	1000	52112		ERA - Retiree Health	\$0.00	\$0.00	\$0.00	\$554.60	\$645.72	\$265.14	(\$910.86)	0.00
24153	1000	52210		FICA Payments	\$0.00	\$0.00	\$0.00	\$1,624.62	\$1,901.27	\$810.21	(\$2,711.48)	0.00
24153	1000	52220		Medicare Payments	\$0.00	\$0.00	\$0.00	\$379.95	\$444.65	\$189.57	(\$634.22)	0.00
24153	1000	52312		Life	\$0.00	\$0.00	\$0.00	\$14.10	\$25.85	\$30.55	(\$56.40)	0.00
24153	1000	52500		Unemployment Compensation	\$0.00	\$0.00	\$0.00	\$13.60	\$16.82	\$6.39	(\$23.21)	0.00
24153	1000	52710		Workers Compensation Premium	\$0.00	\$0.00	\$0.00	\$563.74	\$655.61	\$267.39	(\$923.00)	0.00
24153	1000	52720		Workers Compensation Employer's Fee	\$0.00	\$0.00	\$0.00	\$2.30	\$4.60	\$4.60	(\$9.20)	0.00
24153	1000	53330		Professional Development	\$21,000.00	\$0.00	\$21,000.00	\$2,739.90	\$2,739.90	\$0.00	\$18,260.10	0.00
24153	1000	53711		Other Charges	\$15,000.00	\$0.00	\$15,000.00	\$0.00	\$15,000.00	\$0.00	\$0.00	0.00
24153	1000	56113		Software	\$330,017.00	\$0.00	\$330,017.00	\$0.00	\$192,678.00	\$0.00	\$137,339.00	0.00
24153	1000	56118		General Supplies and Materials	\$52,631.00	\$0.00	\$52,631.00	\$0.00	\$0.00	\$1,099.96	\$51,531.04	0.00
<b>24153</b>	<b>1000</b>			<b>SUBTOTAL Instruction</b>	<b>\$497,648.00</b>	<b>\$0.00</b>	<b>\$497,648.00</b>	<b>\$37,708.41</b>	<b>\$251,117.30</b>	<b>\$19,552.09</b>	<b>\$226,978.61</b>	<b>1.00</b>
		<b>2000</b>		<b>Support Services</b>								
		<b>2400</b>		<b>Support Services-School Administration</b>								
24153	2400	53330		Professional Development	\$9,953.00	\$0.00	\$9,953.00	\$0.00	\$0.00	\$0.00	\$9,953.00	0.00
<b>24153</b>	<b>2400</b>			<b>SUBTOTAL Support Services-School Administration</b>	<b>\$9,953.00</b>	<b>\$0.00</b>	<b>\$9,953.00</b>	<b>\$0.00</b>	<b>\$0.00</b>	<b>\$0.00</b>	<b>\$9,953.00</b>	<b>0.00</b>
<b>24153</b>	<b>2000</b>			<b>SUBTOTAL Support Services</b>	<b>\$9,953.00</b>	<b>\$0.00</b>	<b>\$9,953.00</b>	<b>\$0.00</b>	<b>\$0.00</b>	<b>\$0.00</b>	<b>\$9,953.00</b>	<b>0.00</b>
<b>24153</b>				<b>TOTAL English Language Acquisition</b>	<b>\$507,601.00</b>	<b>\$0.00</b>	<b>\$507,601.00</b>	<b>\$37,708.41</b>	<b>\$251,117.30</b>	<b>\$19,552.09</b>	<b>\$236,931.61</b>	<b>1.00</b>
<b>24154</b>				<b>Teacher/Principal Training &amp; Recruiting Instruction</b>								
		<b>1000</b>		<b>Salaries Expense</b>								
24154	1000	51100	1411	Teachers-Grades 1-12	\$285,000.00	\$0.00	\$285,000.00	\$72,085.20	\$131,074.69	\$156,398.75	(\$2,473.44)	5.00
<b>24154</b>	<b>1000</b>	<b>51100</b>		<b>SUBTOTAL Salaries Expense</b>	<b>\$285,000.00</b>	<b>\$0.00</b>	<b>\$285,000.00</b>	<b>\$72,085.20</b>	<b>\$131,074.69</b>	<b>\$156,398.75</b>	<b>(\$2,473.44)</b>	<b>5.00</b>
		<b>51300</b>		<b>Additional Compensation</b>								
24154	1000	51300	1411	Teachers-Grades 1-12	\$220,000.00	\$0.00	\$220,000.00	\$36,359.65	\$41,729.39	\$86,683.96	\$91,586.65	0.00
<b>24154</b>	<b>1000</b>	<b>51300</b>		<b>SUBTOTAL Additional Compensation</b>	<b>\$220,000.00</b>	<b>\$0.00</b>	<b>\$220,000.00</b>	<b>\$36,359.65</b>	<b>\$41,729.39</b>	<b>\$86,683.96</b>	<b>\$91,586.65</b>	<b>0.00</b>
24154	1000	52111		Educational Retirement	\$81,000.00	\$0.00	\$81,000.00	\$15,074.31	\$24,020.38	\$33,789.25	\$23,190.37	0.00
24154	1000	52112		ERA - Retiree Health	\$11,900.00	\$0.00	\$11,900.00	\$2,169.52	\$3,456.82	\$4,863.42	\$3,579.76	0.00
24154	1000	52210		FICA Payments	\$32,000.00	\$0.00	\$32,000.00	\$5,953.17	\$9,404.26	\$13,344.93	\$9,250.81	0.00

**State of New Mexico**  
**Public School Operating Budget - Actuals Expenditure Rollup Report**  
**Gadsden 2017-2018 - Second Quarter (Oct - Dec) - Expenditure**  
**Submitted**

Fund	Func	Obj	Job	Description	Budget	Adjustments	Adjusted Budget	Current Period	YTD	Encumbrance	Budget Balance	FTE
24154	1000	52220		Medicare Payments	\$8,627.00	\$0.00	\$8,627.00	\$1,392.22	\$2,199.32	\$3,120.86	\$3,306.82	0.00
24154	1000	52311		Health and Medical Premiums	\$45,000.00	\$0.00	\$45,000.00	\$13,176.60	\$24,779.30	\$28,298.12	(\$8,077.42)	0.00
24154	1000	52312		Life	\$450.00	\$0.00	\$450.00	\$70.50	\$129.25	\$152.75	\$168.00	0.00
24154	1000	52313		Dental	\$4,060.00	\$0.00	\$4,060.00	\$586.56	\$1,102.00	\$1,253.12	\$1,704.88	0.00
24154	1000	52314		Vision	\$600.00	\$0.00	\$600.00	\$101.76	\$189.83	\$220.48	\$189.69	0.00
24154	1000	52315		Disability	\$500.00	\$0.00	\$500.00	\$0.00	\$0.00	\$0.00	\$500.00	0.00
24154	1000	52500		Unemployment Compensation	\$750.00	\$0.00	\$750.00	\$50.38	\$91.68	\$112.67	\$545.65	0.00
24154	1000	52710		Workers Compensation Premium	\$9,500.00	\$0.00	\$9,500.00	\$2,186.60	\$3,484.42	\$4,901.37	\$1,114.21	0.00
24154	1000	52720		Workers Compensation Employer's Fee	\$100.00	\$0.00	\$100.00	\$11.50	\$23.00	\$23.00	\$54.00	0.00
24154	1000	53330		Professional Development	\$85,000.00	\$0.00	\$85,000.00	\$0.00	\$0.00	\$0.00	\$85,000.00	0.00
24154	1000	56118		General Supplies and Materials	\$8,636.00	\$0.00	\$8,636.00	\$0.00	\$0.00	\$0.00	\$8,636.00	0.00
<b>24154</b>	<b>1000</b>			<b>SUBTOTAL Instruction</b>	<b>\$793,123.00</b>	<b>\$0.00</b>	<b>\$793,123.00</b>	<b>\$149,217.97</b>	<b>\$241,684.34</b>	<b>\$333,162.68</b>	<b>\$218,275.98</b>	<b>5.00</b>
	<b>2000</b>			<b>Support Services</b>								
	<b>2200</b>			<b>Support Services-Instruction</b>								
		<b>51100</b>		<b>Salaries Expense</b>								
24154	2200	51100	1211	Coordinator/Subject Matter Specialist	\$70,734.00	\$0.00	\$70,734.00	\$15,567.24	\$31,134.48	\$31,134.52	\$8,465.00	1.00
<b>24154</b>	<b>2200</b>	<b>51100</b>		<b>SUBTOTAL Salaries Expense</b>	<b>\$70,734.00</b>	<b>\$0.00</b>	<b>\$70,734.00</b>	<b>\$15,567.24</b>	<b>\$31,134.48</b>	<b>\$31,134.52</b>	<b>\$8,465.00</b>	<b>1.00</b>
24154	2200	52111		Educational Retirement	\$9,000.00	\$0.00	\$9,000.00	\$2,163.84	\$4,327.68	\$4,327.69	\$344.63	0.00
24154	2200	52112		ERA - Retiree Health	\$1,300.00	\$0.00	\$1,300.00	\$311.34	\$622.68	\$622.68	\$54.64	0.00
24154	2200	52210		FICA Payments	\$4,000.00	\$0.00	\$4,000.00	\$919.42	\$1,834.52	\$1,861.09	\$304.39	0.00
24154	2200	52220		Medicare Payments	\$800.00	\$0.00	\$800.00	\$215.02	\$429.02	\$435.24	(\$64.26)	0.00
24154	2200	52311		Health and Medical Premiums	\$6,000.00	\$0.00	\$6,000.00	\$1,046.16	\$2,196.68	\$1,554.24	\$2,249.08	0.00
24154	2200	52312		Life	\$75.00	\$0.00	\$75.00	\$14.10	\$28.20	\$28.20	\$18.60	0.00
24154	2200	52313		Dental	\$300.00	\$0.00	\$300.00	\$49.02	\$98.04	\$98.04	\$103.92	0.00
24154	2200	52314		Vision	\$60.00	\$0.00	\$60.00	\$11.28	\$22.56	\$22.56	\$14.88	0.00
24154	2200	52315		Disability	\$50.00	\$0.00	\$50.00	\$0.00	\$0.00	\$0.00	\$50.00	0.00
24154	2200	52500		Unemployment Compensation	\$150.00	\$0.00	\$150.00	\$7.50	\$18.48	\$15.00	\$116.52	0.00
24154	2200	52710		Workers Compensation Premium	\$1,200.00	\$0.00	\$1,200.00	\$313.92	\$627.84	\$627.84	(\$55.68)	0.00
24154	2200	52720		Workers Compensation Employer's Fee	\$50.00	\$0.00	\$50.00	\$2.30	\$4.60	\$4.60	\$40.80	0.00
<b>24154</b>	<b>2200</b>			<b>SUBTOTAL Support Services-Instruction</b>	<b>\$93,719.00</b>	<b>\$0.00</b>	<b>\$93,719.00</b>	<b>\$20,621.14</b>	<b>\$41,344.78</b>	<b>\$40,731.70</b>	<b>\$11,642.52</b>	<b>1.00</b>
	<b>2300</b>			<b>Support Services-General Administration</b>								
24154	2300	53713		Indirect Costs - Program Administration	\$18,181.00	\$0.00	\$18,181.00	\$3,481.70	\$5,802.10	\$0.00	\$12,378.90	0.00
<b>24154</b>	<b>2300</b>			<b>SUBTOTAL Support Services-General Administration</b>	<b>\$18,181.00</b>	<b>\$0.00</b>	<b>\$18,181.00</b>	<b>\$3,481.70</b>	<b>\$5,802.10</b>	<b>\$0.00</b>	<b>\$12,378.90</b>	<b>0.00</b>
<b>24154</b>	<b>2000</b>			<b>SUBTOTAL Support Services</b>	<b>\$111,900.00</b>	<b>\$0.00</b>	<b>\$111,900.00</b>	<b>\$24,102.84</b>	<b>\$47,146.88</b>	<b>\$40,731.70</b>	<b>\$24,021.42</b>	<b>1.00</b>
<b>24154</b>				<b>TOTAL</b>	<b>\$905,023.00</b>	<b>\$0.00</b>	<b>\$905,023.00</b>	<b>\$173,320.81</b>	<b>\$288,831.22</b>	<b>\$373,894.38</b>	<b>\$242,297.40</b>	<b>6.00</b>
				<b>Teacher/Principal Training &amp; Recruiting</b>								

**State of New Mexico**  
**Public School Operating Budget - Actuals Expenditure Rollup Report**  
**Gadsden 2017-2018 - Second Quarter (Oct - Dec) - Expenditure**  
**Submitted**

Fund	Func	Obj	Job	Description	Budget	Adjustments	Adjusted Budget	Current Period	YTD	Encumbrance	Budget Balance	FTE
24174				Carl D Perkins Secondary - Current Instruction								
	1000											
		51100		Salaries Expense								
24174	1000	51100	1610	Substitutes Professional Development	\$844.00	\$0.00	\$844.00	\$0.00	\$0.00	\$0.00	\$844.00	0.00
<b>24174</b>	<b>1000</b>	<b>51100</b>		<b>SUBTOTAL Salaries Expense</b>	<b>\$844.00</b>	<b>\$0.00</b>	<b>\$844.00</b>	<b>\$0.00</b>	<b>\$0.00</b>	<b>\$0.00</b>	<b>\$844.00</b>	<b>0.00</b>
24174	1000	53330		Professional Development	\$14,540.00	\$0.00	\$14,540.00	\$0.00	\$0.00	\$0.00	\$14,540.00	0.00
24174	1000	53414		Other Services	\$11,170.00	\$0.00	\$11,170.00	\$4,199.74	\$4,199.74	\$0.00	\$6,970.26	0.00
24174	1000	56113		Software	\$0.00	\$0.00	\$0.00	\$0.00	\$0.00	\$209.80	(\$209.80)	0.00
24174	1000	56118		General Supplies and Materials	\$66,470.00	\$0.00	\$66,470.00	\$0.00	\$0.00	\$1,377.45	\$65,092.55	0.00
24174	1000	57332		Supply Assets (\$5,000 or less)	\$95,947.00	\$0.00	\$95,947.00	\$0.00	\$0.00	\$21,850.70	\$74,096.30	0.00
<b>24174</b>	<b>1000</b>			<b>SUBTOTAL Instruction</b>	<b>\$188,971.00</b>	<b>\$0.00</b>	<b>\$188,971.00</b>	<b>\$4,199.74</b>	<b>\$4,199.74</b>	<b>\$23,437.95</b>	<b>\$161,333.31</b>	<b>0.00</b>
	2000			Support Services								
	2300			Support Services-General Administration								
24174	2300	53713		Indirect Costs - Program Administration	\$3,874.00	\$0.00	\$3,874.00	\$86.09	\$86.09	\$0.00	\$3,787.91	0.00
<b>24174</b>	<b>2300</b>			<b>SUBTOTAL Support Services-General Administration</b>	<b>\$3,874.00</b>	<b>\$0.00</b>	<b>\$3,874.00</b>	<b>\$86.09</b>	<b>\$86.09</b>	<b>\$0.00</b>	<b>\$3,787.91</b>	<b>0.00</b>
<b>24174</b>	<b>2000</b>			<b>SUBTOTAL Support Services</b>	<b>\$3,874.00</b>	<b>\$0.00</b>	<b>\$3,874.00</b>	<b>\$86.09</b>	<b>\$86.09</b>	<b>\$0.00</b>	<b>\$3,787.91</b>	<b>0.00</b>
<b>24174</b>				<b>TOTAL Carl D Perkins Secondary - Current</b>	<b>\$192,845.00</b>	<b>\$0.00</b>	<b>\$192,845.00</b>	<b>\$4,285.83</b>	<b>\$4,285.83</b>	<b>\$23,437.95</b>	<b>\$165,121.22</b>	<b>0.00</b>
24175				Carl D Perkins Secondary - PY Unliq. Obligations								
	1000			Instruction								
24175	1000	57332		Supply Assets (\$5,000 or less)	\$0.00	\$31,483.00	\$31,483.00	\$0.00	\$31,150.00	\$0.00	\$333.00	0.00
<b>24175</b>	<b>1000</b>			<b>SUBTOTAL Instruction</b>	<b>\$0.00</b>	<b>\$31,483.00</b>	<b>\$31,483.00</b>	<b>\$0.00</b>	<b>\$31,150.00</b>	<b>\$0.00</b>	<b>\$333.00</b>	<b>0.00</b>
<b>24175</b>				<b>TOTAL Carl D Perkins Secondary - PY Unliq. Obligations</b>	<b>\$0.00</b>	<b>\$31,483.00</b>	<b>\$31,483.00</b>	<b>\$0.00</b>	<b>\$31,150.00</b>	<b>\$0.00</b>	<b>\$333.00</b>	<b>0.00</b>
24176				Carl D Perkins Secondary - Redistribution								
	1000			Instruction								
24176	1000	53330		Professional Development	\$0.00	\$0.00	\$0.00	\$0.00	\$4,210.98	\$0.00	(\$4,210.98)	0.00
24176	1000	56113		Software	\$10,000.00	\$0.00	\$10,000.00	\$0.00	\$0.00	\$0.00	\$10,000.00	0.00
24176	1000	56118		General Supplies and Materials	\$4,857.00	\$0.00	\$4,857.00	\$0.00	\$0.00	\$0.00	\$4,857.00	0.00
<b>24176</b>	<b>1000</b>			<b>SUBTOTAL Instruction</b>	<b>\$14,857.00</b>	<b>\$0.00</b>	<b>\$14,857.00</b>	<b>\$0.00</b>	<b>\$4,210.98</b>	<b>\$0.00</b>	<b>\$10,646.02</b>	<b>0.00</b>
	2000			Support Services								
	2300			Support Services-General Administration								

**State of New Mexico**  
**Public School Operating Budget - Actuals Expenditure Rollup Report**  
**Gadsden 2017-2018 - Second Quarter (Oct - Dec) - Expenditure**  
**Submitted**

Fund	Func	Obj	Job	Description	Budget	Adjustments	Adjusted Budget	Current Period	YTD	Encumbrance	Budget Balance	FTE
24176	2300	53713		Indirect Costs - Program Administration	\$510.00	\$0.00	\$510.00	\$0.00	\$86.33	\$0.00	\$423.67	0.00
<b>24176</b>	<b>2300</b>			<b>SUBTOTAL Support Services-General Administration</b>	<b>\$510.00</b>	<b>\$0.00</b>	<b>\$510.00</b>	<b>\$0.00</b>	<b>\$86.33</b>	<b>\$0.00</b>	<b>\$423.67</b>	<b>0.00</b>
<b>24176</b>	<b>2000</b>			<b>SUBTOTAL Support Services</b>	<b>\$510.00</b>	<b>\$0.00</b>	<b>\$510.00</b>	<b>\$0.00</b>	<b>\$86.33</b>	<b>\$0.00</b>	<b>\$423.67</b>	<b>0.00</b>
<b>24176</b>				<b>TOTAL Carl D Perkins Secondary - Redistribution</b>	<b>\$15,367.00</b>	<b>\$0.00</b>	<b>\$15,367.00</b>	<b>\$0.00</b>	<b>\$4,297.31</b>	<b>\$0.00</b>	<b>\$11,069.69</b>	<b>0.00</b>
<b>24000</b>				<b>TOTAL Federal Flow-through Grants</b>	<b>\$12,476,019.00</b>	<b>\$61,396.00</b>	<b>\$12,537,415.00</b>	<b>\$2,528,913.88</b>	<b>\$4,502,941.37</b>	<b>\$4,953,402.81</b>	<b>\$3,081,070.82</b>	<b>163.78</b>
<b>25000</b>				<b>Federal Direct Grants</b>								
<b>25153</b>				<b>Title XIX MEDICAID 3/21 Years Instruction</b>								
	<b>1000</b>											
25153	1000	55817		Student Travel	\$2,000.00	\$0.00	\$2,000.00	\$0.00	\$0.00	\$0.00	\$2,000.00	0.00
<b>25153</b>	<b>1000</b>			<b>SUBTOTAL Instruction</b>	<b>\$2,000.00</b>	<b>\$0.00</b>	<b>\$2,000.00</b>	<b>\$0.00</b>	<b>\$0.00</b>	<b>\$0.00</b>	<b>\$2,000.00</b>	<b>0.00</b>
	<b>2000</b>			<b>Support Services</b>								
	<b>2100</b>			<b>Support Services-Students</b>								
		<b>51100</b>		<b>Salaries Expense</b>								
25153	2100	51100	1215	Registered Nurses	\$227,000.00	\$0.00	\$227,000.00	\$35,705.24	\$63,167.95	\$71,402.89	\$92,429.16	5.00
25153	2100	51100	1216	Health Assistants	\$75,000.00	\$0.00	\$75,000.00	\$7,461.30	\$13,679.05	\$16,166.15	\$45,154.80	2.00
25153	2100	51100	1218	School/Student Support	\$275,000.00	\$0.00	\$275,000.00	\$43,361.28	\$72,268.80	\$101,176.20	\$101,555.00	5.00
<b>25153</b>	<b>2100</b>	<b>51100</b>		<b>SUBTOTAL Salaries Expense</b>	<b>\$577,000.00</b>	<b>\$0.00</b>	<b>\$577,000.00</b>	<b>\$86,527.82</b>	<b>\$149,115.80</b>	<b>\$188,745.24</b>	<b>\$239,138.96</b>	<b>12.00</b>
		<b>51300</b>		<b>Additional Compensation</b>								
25153	2100	51300	1215	Registered Nurses	\$2,000.00	\$0.00	\$2,000.00	\$0.00	\$0.00	\$0.00	\$2,000.00	0.00
<b>25153</b>	<b>2100</b>	<b>51300</b>		<b>SUBTOTAL Additional Compensation</b>	<b>\$2,000.00</b>	<b>\$0.00</b>	<b>\$2,000.00</b>	<b>\$0.00</b>	<b>\$0.00</b>	<b>\$0.00</b>	<b>\$2,000.00</b>	<b>0.00</b>
25153	2100	52111		Educational Retirement	\$85,000.00	\$0.00	\$85,000.00	\$12,027.37	\$20,727.08	\$26,235.57	\$38,037.35	0.00
25153	2100	52112		ERA - Retiree Health	\$15,000.00	\$0.00	\$15,000.00	\$1,730.62	\$2,982.43	\$3,775.04	\$8,242.53	0.00
25153	2100	52210		FICA Payments	\$35,000.00	\$0.00	\$35,000.00	\$4,943.48	\$8,532.44	\$10,799.11	\$15,668.45	0.00
25153	2100	52220		Medicare Payments	\$13,000.00	\$0.00	\$13,000.00	\$1,156.14	\$1,995.55	\$2,525.67	\$8,478.78	0.00
25153	2100	52311		Health and Medical Premiums	\$75,000.00	\$0.00	\$75,000.00	\$8,560.56	\$14,482.05	\$19,441.27	\$41,076.68	0.00
25153	2100	52312		Life	\$1,000.00	\$0.00	\$1,000.00	\$126.90	\$220.90	\$284.35	\$494.75	0.00
25153	2100	52313		Dental	\$4,000.00	\$0.00	\$4,000.00	\$507.84	\$881.41	\$1,141.78	\$1,976.81	0.00
25153	2100	52314		Vision	\$1,000.00	\$0.00	\$1,000.00	\$102.60	\$179.95	\$230.45	\$589.60	0.00
25153	2100	52315		Disability	\$1,000.00	\$0.00	\$1,000.00	\$161.30	\$277.70	\$361.71	\$360.59	0.00
25153	2100	52500		Unemployment Compensation	\$1,000.00	\$0.00	\$1,000.00	\$41.69	\$81.11	\$90.97	\$827.92	0.00
25153	2100	52710		Workers Compensation Premium	\$9,000.00	\$0.00	\$9,000.00	\$1,744.82	\$3,006.89	\$3,806.00	\$2,187.11	0.00
25153	2100	52720		Workers Compensation Employer's Fee	\$300.00	\$0.00	\$300.00	\$20.70	\$41.40	\$41.40	\$217.20	0.00
25153	2100	53414		Other Services	\$2,000.00	\$0.00	\$2,000.00	\$493.46	\$588.02	\$761.98	\$650.00	0.00
25153	2100	53711		Other Charges	\$600.00	\$0.00	\$600.00	\$0.00	\$0.00	\$0.00	\$600.00	0.00

**State of New Mexico**  
**Public School Operating Budget - Actuals Expenditure Rollup Report**  
**Gadsden 2017-2018 - Second Quarter (Oct - Dec) - Expenditure**  
**Submitted**

Fund	Func	Obj	Job Description	Budget	Adjustments	Adjusted Budget	Current Period	YTD	Encumbrance	Budget Balance	FTE
25153	2100	54311	Maintenance & Repair - Furniture/Fixtures/Equipment	\$2,000.00	\$0.00	\$2,000.00	\$0.00	\$0.00	\$0.00	\$2,000.00	0.00
25153	2100	55813	Employee Travel - Non-Teachers	\$10,000.00	\$0.00	\$10,000.00	\$2,794.28	\$2,794.28	\$610.08	\$6,595.64	0.00
25153	2100	56113	Software	\$70,000.00	\$0.00	\$70,000.00	\$0.00	\$12,320.00	\$0.00	\$57,680.00	0.00
25153	2100	56118	General Supplies and Materials	\$58,000.00	\$0.00	\$58,000.00	\$206.99	\$209.15	\$490.85	\$57,300.00	0.00
<b>25153</b>	<b>2100</b>		<b>SUBTOTAL Support Services-Students</b>	<b>\$961,900.00</b>	<b>\$0.00</b>	<b>\$961,900.00</b>	<b>\$121,146.57</b>	<b>\$218,436.16</b>	<b>\$259,341.47</b>	<b>\$484,122.37</b>	<b>12.00</b>
	<b>2200</b>		<b>Support Services-Instruction</b>								
		<b>51100</b>	<b>Salaries Expense</b>								
25153	2200	51100	1211 Coordinator/Subject Matter Specialist	\$100,000.00	\$0.00	\$100,000.00	\$20,440.38	\$40,880.76	\$26,185.44	\$32,933.80	2.00
25153	2200	51100	1217 Secretarial/Clerical/Technical Assistants	\$56,000.00	\$0.00	\$56,000.00	\$6,926.40	\$13,852.80	\$13,852.80	\$28,294.40	2.00
<b>25153</b>	<b>2200</b>	<b>51100</b>	<b>SUBTOTAL Salaries Expense</b>	<b>\$156,000.00</b>	<b>\$0.00</b>	<b>\$156,000.00</b>	<b>\$27,366.78</b>	<b>\$54,733.56</b>	<b>\$40,038.24</b>	<b>\$61,228.20</b>	<b>4.00</b>
25153	2200	52111	Educational Retirement	\$20,000.00	\$0.00	\$20,000.00	\$3,804.00	\$7,608.00	\$5,565.34	\$6,826.66	0.00
25153	2200	52112	ERA - Retiree Health	\$5,000.00	\$0.00	\$5,000.00	\$547.32	\$1,094.64	\$800.76	\$3,104.60	0.00
25153	2200	52210	FICA Payments	\$8,000.00	\$0.00	\$8,000.00	\$1,358.36	\$2,705.76	\$2,009.28	\$3,284.96	0.00
25153	2200	52220	Medicare Payments	\$2,000.00	\$0.00	\$2,000.00	\$317.70	\$632.82	\$469.92	\$897.26	0.00
25153	2200	52311	Health and Medical Premiums	\$25,000.00	\$0.00	\$25,000.00	\$6,031.54	\$12,292.64	\$10,488.84	\$2,218.52	0.00
25153	2200	52312	Life	\$500.00	\$0.00	\$500.00	\$42.30	\$84.60	\$56.40	\$359.00	0.00
25153	2200	52313	Dental	\$1,500.00	\$0.00	\$1,500.00	\$302.24	\$635.60	\$480.00	\$384.40	0.00
25153	2200	52314	Vision	\$500.00	\$0.00	\$500.00	\$51.86	\$107.48	\$88.68	\$303.84	0.00
25153	2200	52315	Disability	\$500.00	\$0.00	\$500.00	\$62.64	\$133.80	\$91.20	\$275.00	0.00
25153	2200	52500	Unemployment Compensation	\$500.00	\$0.00	\$500.00	\$13.20	\$32.52	\$19.32	\$448.16	0.00
25153	2200	52710	Workers Compensation Premium	\$2,500.00	\$0.00	\$2,500.00	\$551.82	\$1,103.64	\$807.36	\$589.00	0.00
25153	2200	52720	Workers Compensation Employer's Fee	\$100.00	\$0.00	\$100.00	\$6.90	\$13.80	\$9.20	\$77.00	0.00
25153	2200	53330	Professional Development	\$70,000.00	\$0.00	\$70,000.00	\$690.00	\$1,995.00	\$0.00	\$68,005.00	0.00
25153	2200	53414	Other Services	\$100,000.00	\$0.00	\$100,000.00	\$13,393.90	\$15,406.59	\$54,593.41	\$30,000.00	0.00
25153	2200	55813	Employee Travel - Non-Teachers	\$21,500.00	\$0.00	\$21,500.00	\$1,424.61	\$1,424.61	\$1,700.00	\$18,375.39	0.00
25153	2200	56113	Software	\$50,000.00	\$0.00	\$50,000.00	\$0.00	\$0.00	\$21,136.85	\$28,863.15	0.00
25153	2200	56118	General Supplies and Materials	\$1,060,522.00	\$0.00	\$1,060,522.00	\$1,282.10	\$1,610.54	\$325.00	\$1,058,586.46	0.00
25153	2200	57331	Fixed Assets (more than \$5,000)	\$100,000.00	\$0.00	\$100,000.00	\$0.00	\$0.00	\$7,184.63	\$92,815.37	0.00
25153	2200	57332	Supply Assets (\$5,000 or less)	\$129,238.00	\$0.00	\$129,238.00	\$1,657.97	\$1,657.97	\$6,027.00	\$121,553.03	0.00
<b>25153</b>	<b>2200</b>		<b>SUBTOTAL Support Services-Instruction</b>	<b>\$1,753,360.00</b>	<b>\$0.00</b>	<b>\$1,753,360.00</b>	<b>\$58,905.24</b>	<b>\$103,273.57</b>	<b>\$151,891.43</b>	<b>\$1,498,195.00</b>	<b>4.00</b>
	<b>2300</b>		<b>Support Services-General Administration</b>								
25153	2300	53713	Indirect Costs - Program Administration	\$18,000.00	\$0.00	\$18,000.00	\$3,704.97	\$6,629.47	\$0.00	\$11,370.53	0.00
<b>25153</b>	<b>2300</b>		<b>SUBTOTAL Support Services-General Administration</b>	<b>\$18,000.00</b>	<b>\$0.00</b>	<b>\$18,000.00</b>	<b>\$3,704.97</b>	<b>\$6,629.47</b>	<b>\$0.00</b>	<b>\$11,370.53</b>	<b>0.00</b>
	<b>2600</b>		<b>Operation &amp; Maintenance of Plant</b>								
25153	2600	54416	Communication Services	\$10,000.00	\$0.00	\$10,000.00	\$678.42	\$1,679.25	\$2,652.19	\$5,668.56	0.00
<b>25153</b>	<b>2600</b>		<b>SUBTOTAL Operation &amp; Maintenance of Plant</b>	<b>\$10,000.00</b>	<b>\$0.00</b>	<b>\$10,000.00</b>	<b>\$678.42</b>	<b>\$1,679.25</b>	<b>\$2,652.19</b>	<b>\$5,668.56</b>	<b>0.00</b>

**State of New Mexico**  
**Public School Operating Budget - Actuals Expenditure Rollup Report**  
**Gadsden 2017-2018 - Second Quarter (Oct - Dec) - Expenditure**  
**Submitted**

Fund	Func	Obj	Job	Description	Budget	Adjustments	Adjusted Budget	Current Period	YTD	Encumbrance	Budget Balance	FTE
25153	2000			<b>SUBTOTAL Support Services</b>	\$2,743,260.00	\$0.00	\$2,743,260.00	\$184,435.20	\$330,018.45	\$413,885.09	\$1,999,356.46	16.00
25153				<b>TOTAL Title XIX MEDICAID 3/21 Years</b>	\$2,745,260.00	\$0.00	\$2,745,260.00	\$184,435.20	\$330,018.45	\$413,885.09	\$2,001,356.46	16.00
25000				<b>TOTAL Federal Direct Grants</b>	\$2,745,260.00	\$0.00	\$2,745,260.00	\$184,435.20	\$330,018.45	\$413,885.09	\$2,001,356.46	16.00
26000				<b>Local Grants</b>								
26204				<b>Spaceport GRT Grant – Dona Ana County Instruction</b>								
	1000											
		51100		<b>Salaries Expense</b>								
26204	1000	51100	1411	Teachers-Grades 1-12	\$0.00	\$0.00	\$0.00	\$1,500.00	\$3,000.00	\$3,000.00	(\$6,000.00)	0.10
26204	1000	51100		<b>SUBTOTAL Salaries Expense</b>	\$0.00	\$0.00	\$0.00	\$1,500.00	\$3,000.00	\$3,000.00	(\$6,000.00)	0.10
		51300		<b>Additional Compensation</b>								
26204	1000	51300	1411	Teachers-Grades 1-12	\$200,000.00	\$0.00	\$200,000.00	\$16,482.70	\$24,487.66	\$39,143.50	\$136,368.84	0.00
26204	1000	51300		<b>SUBTOTAL Additional Compensation</b>	\$200,000.00	\$0.00	\$200,000.00	\$16,482.70	\$24,487.66	\$39,143.50	\$136,368.84	0.00
26204	1000	52111		Educational Retirement	\$27,800.00	\$0.00	\$27,800.00	\$2,500.62	\$3,822.33	\$5,860.22	\$18,117.45	0.00
26204	1000	52112		ERA - Retiree Health	\$4,000.00	\$0.00	\$4,000.00	\$358.62	\$548.22	\$840.35	\$2,611.43	0.00
26204	1000	52210		FICA Payments	\$13,090.00	\$0.00	\$13,090.00	\$1,066.55	\$1,631.28	\$2,489.42	\$8,969.30	0.00
26204	1000	52220		Medicare Payments	\$2,900.00	\$0.00	\$2,900.00	\$249.65	\$381.83	\$582.95	\$1,935.22	0.00
26204	1000	52500		Unemployment Compensation	\$0.00	\$0.00	\$0.00	\$8.34	\$13.08	\$19.50	(\$32.58)	0.00
26204	1000	52710		Workers Compensation Premium	\$0.00	\$0.00	\$0.00	\$363.41	\$555.53	\$851.20	(\$1,406.73)	0.00
26204	1000	53330		Professional Development	\$200,000.00	\$0.00	\$200,000.00	\$1,092.00	\$1,092.00	\$80,716.00	\$118,192.00	0.00
26204	1000	53414		Other Services	\$250,000.00	\$0.00	\$250,000.00	\$51,547.57	\$118,179.03	\$0.00	\$131,820.97	0.00
26204	1000	53711		Other Charges	\$79,868.00	\$0.00	\$79,868.00	\$0.00	\$3,000.00	\$0.00	\$76,868.00	0.00
26204	1000	55817		Student Travel	\$100,000.00	\$0.00	\$100,000.00	\$10,895.00	\$11,552.44	\$0.00	\$88,447.56	0.00
26204	1000	56113		Software	\$100,000.00	\$0.00	\$100,000.00	\$549.00	\$549.00	\$0.00	\$99,451.00	0.00
26204	1000	56118		General Supplies and Materials	\$200,000.00	\$0.00	\$200,000.00	\$2,197.93	\$2,197.93	\$148.20	\$197,653.87	0.00
26204	1000	57331		Fixed Assets (more than \$5,000)	\$200,000.00	\$0.00	\$200,000.00	\$0.00	\$0.00	\$0.00	\$200,000.00	0.00
26204	1000	57332		Supply Assets (\$5,000 or less)	\$200,000.00	\$0.00	\$200,000.00	\$1,688.52	\$1,688.52	\$0.00	\$198,311.48	0.00
26204	1000			<b>SUBTOTAL Instruction</b>	\$1,577,658.00	\$0.00	\$1,577,658.00	\$90,499.91	\$172,698.85	\$133,651.34	\$1,271,307.81	0.10
26204	2000			<b>Support Services</b>								
	2300			<b>Support Services-General Administration</b>								
26204	2300	53713		Indirect Costs – Program Administration	\$32,342.00	\$0.00	\$32,342.00	\$1,855.25	\$3,540.33	\$0.00	\$28,801.67	0.00
26204	2300			<b>SUBTOTAL Support Services-General Administration</b>	\$32,342.00	\$0.00	\$32,342.00	\$1,855.25	\$3,540.33	\$0.00	\$28,801.67	0.00
26204	2000			<b>SUBTOTAL Support Services</b>	\$32,342.00	\$0.00	\$32,342.00	\$1,855.25	\$3,540.33	\$0.00	\$28,801.67	0.00

State of New Mexico  
 Public School Operating Budget - Actuals Expenditure Rollup Report  
 Gadsden 2017-2018 - Second Quarter (Oct - Dec) - Expenditure  
 Submitted

Fund	Func	Obj	Job	Description	Budget	Adjustments	Adjusted Budget	Current Period	YTD	Encumbrance	Budget Balance	FTE
26204				<b>TOTAL Spaceport GRT Grant – Dona Ana County</b>	<b>\$1,610,000.00</b>	<b>\$0.00</b>	<b>\$1,610,000.00</b>	<b>\$92,355.16</b>	<b>\$176,239.18</b>	<b>\$133,651.34</b>	<b>\$1,300,109.48</b>	<b>0.10</b>
26215				<b>The Bridge of Southern New Mexico Instruction</b>								
	1000											
26215	1000	56118		General Supplies and Materials	\$2,498.00	\$0.00	\$2,498.00	\$0.00	\$0.00	\$0.00	\$2,498.00	0.00
26215	1000			<b>SUBTOTAL Instruction</b>	<b>\$2,498.00</b>	<b>\$0.00</b>	<b>\$2,498.00</b>	<b>\$0.00</b>	<b>\$0.00</b>	<b>\$0.00</b>	<b>\$2,498.00</b>	<b>0.00</b>
26215				<b>TOTAL The Bridge of Southern New Mexico</b>	<b>\$2,498.00</b>	<b>\$0.00</b>	<b>\$2,498.00</b>	<b>\$0.00</b>	<b>\$0.00</b>	<b>\$0.00</b>	<b>\$2,498.00</b>	<b>0.00</b>
26000				<b>TOTAL Local Grants</b>	<b>\$1,612,498.00</b>	<b>\$0.00</b>	<b>\$1,612,498.00</b>	<b>\$92,355.16</b>	<b>\$176,239.18</b>	<b>\$133,651.34</b>	<b>\$1,302,607.48</b>	<b>0.10</b>
27000				<b>State Flow-through Grants</b>								
27103				<b>2009 Dual Credit Instructional Materials/HB2 Instruction</b>								
	1000											
27103	1000	56112		Other Textbooks	\$0.00	\$33,102.00	\$33,102.00	\$33,102.00	\$33,102.00	\$0.00	\$0.00	0.00
27103	1000			<b>SUBTOTAL Instruction</b>	<b>\$0.00</b>	<b>\$33,102.00</b>	<b>\$33,102.00</b>	<b>\$33,102.00</b>	<b>\$33,102.00</b>	<b>\$0.00</b>	<b>\$0.00</b>	<b>0.00</b>
27103				<b>TOTAL 2009 Dual Credit Instructional Materials/HB2</b>	<b>\$0.00</b>	<b>\$33,102.00</b>	<b>\$33,102.00</b>	<b>\$33,102.00</b>	<b>\$33,102.00</b>	<b>\$0.00</b>	<b>\$0.00</b>	<b>0.00</b>
27107				<b>2012 GOBOND Student Library SB-66 Support Services</b>								
	2000											
	2200			<b>Support Services-Instruction</b>								
27107	2200	56114		Library And Audio-Visual	\$0.00	\$4,158.00	\$4,158.00	\$0.00	\$0.00	\$0.00	\$4,158.00	0.00
27107	2200			<b>SUBTOTAL Support Services-Instruction</b>	<b>\$0.00</b>	<b>\$4,158.00</b>	<b>\$4,158.00</b>	<b>\$0.00</b>	<b>\$0.00</b>	<b>\$0.00</b>	<b>\$4,158.00</b>	<b>0.00</b>
27107	2000			<b>SUBTOTAL Support Services</b>	<b>\$0.00</b>	<b>\$4,158.00</b>	<b>\$4,158.00</b>	<b>\$0.00</b>	<b>\$0.00</b>	<b>\$0.00</b>	<b>\$4,158.00</b>	<b>0.00</b>
27107				<b>TOTAL 2012 GOBOND Student Library SB-66</b>	<b>\$0.00</b>	<b>\$4,158.00</b>	<b>\$4,158.00</b>	<b>\$0.00</b>	<b>\$0.00</b>	<b>\$0.00</b>	<b>\$4,158.00</b>	<b>0.00</b>
27114				<b>New Mexico Reads to Lead K-3 Instruction</b>								
	1000											
		51100		<b>Salaries Expense</b>								
27114	1000	51100	1411	Teachers-Grades 1-12	\$0.00	\$60,000.00	\$60,000.00	\$8,570.06	\$8,570.06	\$32,485.62	\$18,944.32	1.00
27114	1000	51100		<b>SUBTOTAL Salaries Expense</b>	<b>\$0.00</b>	<b>\$60,000.00</b>	<b>\$60,000.00</b>	<b>\$8,570.06</b>	<b>\$8,570.06</b>	<b>\$32,485.62</b>	<b>\$18,944.32</b>	<b>1.00</b>
27114	1000	52111		Educational Retirement	\$0.00	\$8,340.00	\$8,340.00	\$1,191.25	\$1,191.25	\$4,515.54	\$2,633.21	0.00
27114	1000	52112		ERA - Retiree Health	\$0.00	\$1,200.00	\$1,200.00	\$171.41	\$171.41	\$649.74	\$378.85	0.00
27114	1000	52210		FICA Payments	\$0.00	\$3,720.00	\$3,720.00	\$430.65	\$430.65	\$1,698.48	\$1,590.87	0.00



**State of New Mexico**  
**Public School Operating Budget - Actuals Expenditure Rollup Report**  
**Gadsden 2017-2018 - Second Quarter (Oct - Dec) - Expenditure**  
**Submitted**

Fund	Func	Obj	Job Description	Budget	Adjustments	Adjusted Budget	Current Period	YTD	Encumbrance	Budget Balance	FTE
27114	1000	52220	Medicare Payments	\$0.00	\$870.00	\$870.00	\$100.73	\$100.73	\$397.24	\$372.03	0.00
27114	1000	52311	Health and Medical Premiums	\$0.00	\$0.00	\$0.00	\$1,714.18	\$1,714.18	\$6,497.79	(\$8,211.97)	0.00
27114	1000	52312	Life	\$0.00	\$0.00	\$0.00	\$8.06	\$8.06	\$30.55	(\$38.61)	0.00
27114	1000	52313	Dental	\$0.00	\$0.00	\$0.00	\$83.82	\$83.82	\$317.72	(\$401.54)	0.00
27114	1000	52314	Vision	\$0.00	\$0.00	\$0.00	\$14.54	\$14.54	\$55.12	(\$69.66)	0.00
27114	1000	52500	Unemployment Compensation	\$0.00	\$0.00	\$0.00	\$4.15	\$4.15	\$15.73	(\$19.88)	0.00
27114	1000	52710	Workers Compensation Premium	\$0.00	\$0.00	\$0.00	\$172.81	\$172.81	\$655.07	(\$827.88)	0.00
27114	1000	52720	Workers Compensation Employer's Fee	\$0.00	\$0.00	\$0.00	\$2.30	\$2.30	\$4.60	(\$6.90)	0.00
27114	1000	53330	Professional Development	\$0.00	\$20,000.00	\$20,000.00	\$0.00	\$0.00	\$0.00	\$20,000.00	0.00
27114	1000	55819	Employee Travel - Teachers	\$0.00	\$7,000.00	\$7,000.00	\$0.00	\$0.00	\$0.00	\$7,000.00	0.00
27114	1000	56118	General Supplies and Materials	\$0.00	\$89,960.00	\$89,960.00	\$20,022.67	\$21,273.92	\$0.00	\$68,686.08	0.00
<b>27114</b>	<b>1000</b>		<b>SUBTOTAL Instruction</b>	<b>\$0.00</b>	<b>\$191,090.00</b>	<b>\$191,090.00</b>	<b>\$32,486.63</b>	<b>\$33,737.88</b>	<b>\$47,323.20</b>	<b>\$110,028.92</b>	<b>1.00</b>
	<b>2000</b>		<b>Support Services</b>								
	<b>2300</b>		<b>Support Services-General Administration</b>								
27114	2300	53713	Indirect Costs - Program Administration	\$0.00	\$3,917.00	\$3,917.00	\$665.98	\$691.63	\$0.00	\$3,225.37	0.00
<b>27114</b>	<b>2300</b>		<b>SUBTOTAL Support Services-General Administration</b>	<b>\$0.00</b>	<b>\$3,917.00</b>	<b>\$3,917.00</b>	<b>\$665.98</b>	<b>\$691.63</b>	<b>\$0.00</b>	<b>\$3,225.37</b>	<b>0.00</b>
<b>27114</b>	<b>2000</b>		<b>SUBTOTAL Support Services</b>	<b>\$0.00</b>	<b>\$3,917.00</b>	<b>\$3,917.00</b>	<b>\$665.98</b>	<b>\$691.63</b>	<b>\$0.00</b>	<b>\$3,225.37</b>	<b>0.00</b>
<b>27114</b>			<b>TOTAL New Mexico Reads to Lead K-3 PreK Initiative Instruction</b>	<b>\$0.00</b>	<b>\$195,007.00</b>	<b>\$195,007.00</b>	<b>\$33,152.61</b>	<b>\$34,429.51</b>	<b>\$47,323.20</b>	<b>\$113,254.29</b>	<b>1.00</b>
<b>27149</b>	<b>1000</b>		<b>Salaries Expense</b>								
27149	1000	51100	1413 Teachers-Early Childhood Ed	\$609,841.00	\$0.00	\$609,841.00	\$0.00	\$0.00	\$0.00	\$609,841.00	0.00
27149	1000	51100	1414 Teachers-Preschool (exclude Special Ed)	\$0.00	\$0.00	\$0.00	\$155,284.98	\$277,422.69	\$326,147.33	(\$603,570.02)	15.50
27149	1000	51100	1610 Substitutes Professional Development	\$50,000.00	\$0.00	\$50,000.00	\$0.00	\$0.00	\$0.00	\$50,000.00	0.00
27149	1000	51100	1611 Substitutes-Sick Leave	\$0.00	\$0.00	\$0.00	\$3,953.02	\$6,663.23	\$291.20	(\$6,954.43)	0.00
27149	1000	51100	1612 Substitutes-Other Leave	\$0.00	\$0.00	\$0.00	\$868.05	\$1,393.05	\$449.93	(\$1,842.98)	0.00
27149	1000	51100	1714 Instructional Assistants Preschool	\$300,000.00	\$0.00	\$300,000.00	\$53,419.36	\$97,472.71	\$113,636.66	\$88,890.63	13.50
<b>27149</b>	<b>1000</b>	<b>51100</b>	<b>SUBTOTAL Salaries Expense</b>	<b>\$959,841.00</b>	<b>\$0.00</b>	<b>\$959,841.00</b>	<b>\$213,525.41</b>	<b>\$382,951.68</b>	<b>\$440,525.12</b>	<b>\$136,364.20</b>	<b>29.00</b>
27149	1000	52111	Educational Retirement	\$166,000.00	\$0.00	\$166,000.00	\$29,009.89	\$52,110.43	\$59,054.06	\$54,835.51	0.00
27149	1000	52112	ERA - Retiree Health	\$25,000.00	\$0.00	\$25,000.00	\$4,174.07	\$7,497.94	\$8,496.89	\$9,005.17	0.00
27149	1000	52210	FICA Payments	\$75,000.00	\$0.00	\$75,000.00	\$12,047.99	\$21,597.03	\$23,708.33	\$29,694.64	0.00
27149	1000	52220	Medicare Payments	\$17,500.00	\$0.00	\$17,500.00	\$2,817.61	\$5,050.75	\$5,544.56	\$6,904.69	0.00
27149	1000	52311	Health and Medical Premiums	\$140,000.00	\$0.00	\$140,000.00	\$28,003.11	\$50,341.17	\$60,255.61	\$29,403.22	0.00
27149	1000	52312	Life	\$2,500.00	\$0.00	\$2,500.00	\$356.07	\$649.85	\$753.25	\$1,096.90	0.00
27149	1000	52313	Dental	\$8,200.00	\$0.00	\$8,200.00	\$1,649.85	\$3,015.00	\$3,504.39	\$1,680.61	0.00
27149	1000	52314	Vision	\$1,200.00	\$0.00	\$1,200.00	\$349.57	\$633.82	\$753.15	(\$186.97)	0.00
27149	1000	52315	Disability	\$1,200.00	\$0.00	\$1,200.00	\$260.34	\$470.56	\$571.35	\$158.09	0.00

**State of New Mexico  
Public School Operating Budget - Actuals Expenditure Rollup Report  
Gadsden 2017-2018 - Second Quarter (Oct - Dec) - Expenditure  
Submitted**

Fund	Func	Obj	Job Description	Budget	Adjustments	Adjusted Budget	Current Period	YTD	Encumbrance	Budget Balance	FTE
27149	1000	52500	Unemployment Compensation	\$1,400.00	\$0.00	\$1,400.00	\$104.32	\$216.59	\$205.73	\$977.68	0.00
27149	1000	52710	Workers Compensation Premium	\$18,000.00	\$0.00	\$18,000.00	\$4,305.56	\$7,721.91	\$8,573.23	\$1,704.86	0.00
27149	1000	52720	Workers Compensation Employer's Fee	\$750.00	\$0.00	\$750.00	\$67.86	\$135.46	\$108.10	\$506.44	0.00
27149	1000	53330	Professional Development	\$3,000.00	\$0.00	\$3,000.00	\$1,440.56	\$1,804.56	\$144.00	\$1,051.44	0.00
27149	1000	53414	Other Services	\$9,000.00	\$0.00	\$9,000.00	\$250.00	\$250.00	\$0.00	\$8,750.00	0.00
27149	1000	55817	Student Travel	\$9,000.00	\$0.00	\$9,000.00	\$5,189.56	\$5,189.56	\$1,552.08	\$2,258.36	0.00
27149	1000	55819	Employee Travel - Teachers	\$4,000.00	\$0.00	\$4,000.00	\$518.52	\$1,307.40	\$2,163.44	\$529.16	0.00
27149	1000	56113	Software	\$0.00	\$0.00	\$0.00	\$482.25	\$482.25	\$0.00	(\$482.25)	0.00
27149	1000	56118	General Supplies and Materials	\$23,000.00	\$0.00	\$23,000.00	\$22,115.17	\$22,115.17	\$25,004.54	(\$24,119.71)	0.00
27149	1000	57332	Supply Assets (\$5,000 or less)	\$0.00	\$0.00	\$0.00	\$1,133.98	\$1,133.98	\$5,125.98	(\$6,259.96)	0.00
<b>27149</b>	<b>1000</b>		<b>SUBTOTAL Instruction</b>	<b>\$1,464,591.00</b>	<b>\$0.00</b>	<b>\$1,464,591.00</b>	<b>\$327,801.69</b>	<b>\$564,675.11</b>	<b>\$646,043.81</b>	<b>\$253,872.08</b>	<b>29.00</b>
	<b>2000</b>		<b>Support Services</b>								
	<b>2200</b>		<b>Support Services-Instruction</b>								
	<b>51100</b>		<b>Salaries Expense</b>								
27149	2200	51100	1211 Coordinator/Subject Matter Specialist	\$154,000.00	\$0.00	\$154,000.00	\$32,174.88	\$64,349.81	\$64,349.89	\$25,300.30	3.00
27149	2200	51100	1217 Secretarial/Clerical/Technical Assistants	\$0.00	\$0.00	\$0.00	\$3,817.62	\$6,998.28	\$8,271.48	(\$15,269.76)	4.00
<b>27149</b>	<b>2200</b>	<b>51100</b>	<b>SUBTOTAL Salaries Expense</b>	<b>\$154,000.00</b>	<b>\$0.00</b>	<b>\$154,000.00</b>	<b>\$35,992.50</b>	<b>\$71,348.09</b>	<b>\$72,621.37</b>	<b>\$10,030.54</b>	<b>7.00</b>
27149	2200	52111	Educational Retirement	\$22,000.00	\$0.00	\$22,000.00	\$5,002.98	\$9,917.43	\$10,094.42	\$1,988.15	0.00
27149	2200	52112	ERA - Retiree Health	\$3,200.00	\$0.00	\$3,200.00	\$719.88	\$1,427.01	\$1,452.48	\$320.51	0.00
27149	2200	52210	FICA Payments	\$10,000.00	\$0.00	\$10,000.00	\$2,023.38	\$4,042.19	\$4,083.94	\$1,873.87	0.00
27149	2200	52220	Medicare Payments	\$2,500.00	\$0.00	\$2,500.00	\$473.22	\$945.38	\$955.18	\$599.44	0.00
27149	2200	52311	Health and Medical Premiums	\$10,100.00	\$0.00	\$10,100.00	\$4,975.08	\$9,042.91	\$10,136.99	(\$9,079.90)	0.00
27149	2200	52312	Life	\$250.00	\$0.00	\$250.00	\$42.30	\$82.25	\$86.95	\$80.80	0.00
27149	2200	52313	Dental	\$1,000.00	\$0.00	\$1,000.00	\$224.28	\$414.58	\$453.33	\$132.09	0.00
27149	2200	52314	Vision	\$200.00	\$0.00	\$200.00	\$24.42	\$42.58	\$51.03	\$106.39	0.00
27149	2200	52315	Disability	\$150.00	\$0.00	\$150.00	\$15.54	\$25.90	\$33.67	\$90.43	0.00
27149	2200	52500	Unemployment Compensation	\$150.00	\$0.00	\$150.00	\$17.40	\$42.25	\$35.11	\$72.64	0.00
27149	2200	52710	Workers Compensation Premium	\$2,200.00	\$0.00	\$2,200.00	\$725.76	\$1,438.68	\$1,464.35	(\$703.03)	0.00
27149	2200	52720	Workers Compensation Employer's Fee	\$300.00	\$0.00	\$300.00	\$6.90	\$13.80	\$13.80	\$272.40	0.00
27149	2200	53330	Professional Development	\$2,500.00	\$0.00	\$2,500.00	\$543.11	\$777.54	\$170.00	\$1,552.46	0.00
27149	2200	54311	Maintenance & Repair - Furniture/Fixtures/Equipment	\$22,000.00	\$0.00	\$22,000.00	\$2,924.60	\$8,757.23	\$4,094.28	\$9,148.49	0.00
27149	2200	56118	General Supplies and Materials	\$5,586.00	\$0.00	\$5,586.00	\$5,484.44	\$5,484.44	\$5,701.89	(\$5,600.33)	0.00
27149	2200	57332	Supply Assets (\$5,000 or less)	\$3,000.00	\$0.00	\$3,000.00	\$0.00	\$0.00	\$0.00	\$3,000.00	0.00
<b>27149</b>	<b>2200</b>		<b>SUBTOTAL Support Services-Instruction</b>	<b>\$239,136.00</b>	<b>\$0.00</b>	<b>\$239,136.00</b>	<b>\$59,195.79</b>	<b>\$113,802.26</b>	<b>\$111,448.79</b>	<b>\$13,884.95</b>	<b>7.00</b>
	<b>2300</b>		<b>Support Services-General Administration</b>								
27149	2300	53713	Indirect Costs - Program Administration	\$18,993.00	\$0.00	\$18,993.00	\$3,869.97	\$6,784.77	\$0.00	\$12,208.23	0.00
<b>27149</b>	<b>2300</b>		<b>SUBTOTAL Support Services-General Administration</b>	<b>\$18,993.00</b>	<b>\$0.00</b>	<b>\$18,993.00</b>	<b>\$3,869.97</b>	<b>\$6,784.77</b>	<b>\$0.00</b>	<b>\$12,208.23</b>	<b>0.00</b>
	<b>2600</b>		<b>Operation &amp; Maintenance of Plant</b>								

**State of New Mexico  
Public School Operating Budget - Actuals Expenditure Rollup Report  
Gadsden 2017-2018 - Second Quarter (Oct - Dec) - Expenditure  
Submitted**

Fund	Func	Obj	Job	Description	Budget	Adjustments	Adjusted Budget	Current Period	YTD	Encumbrance	Budget Balance	FTE
27149	2800	54416		Communication Services	\$1,500.00	\$0.00	\$1,500.00	\$0.00	\$0.00	\$0.00	\$1,500.00	0.00
<b>27149</b>	<b>2600</b>			<b>SUBTOTAL Operation &amp; Maintenance of Plant</b>	<b>\$1,500.00</b>	<b>\$0.00</b>	<b>\$1,500.00</b>	<b>\$0.00</b>	<b>\$0.00</b>	<b>\$0.00</b>	<b>\$1,500.00</b>	<b>0.00</b>
	<b>2700</b>			<b>Student Transportation</b>								
27149	2700	55112		Transportation Contractors	\$175,000.00	\$0.00	\$175,000.00	\$0.00	\$0.00	\$175,000.00	\$0.00	0.00
<b>27149</b>	<b>2700</b>			<b>SUBTOTAL Student Transportation</b>	<b>\$175,000.00</b>	<b>\$0.00</b>	<b>\$175,000.00</b>	<b>\$0.00</b>	<b>\$0.00</b>	<b>\$175,000.00</b>	<b>\$0.00</b>	<b>0.00</b>
<b>27149</b>	<b>2000</b>			<b>SUBTOTAL Support Services</b>	<b>\$434,629.00</b>	<b>\$0.00</b>	<b>\$434,629.00</b>	<b>\$63,065.76</b>	<b>\$120,587.03</b>	<b>\$286,448.79</b>	<b>\$27,593.18</b>	<b>7.00</b>
<b>27149</b>				<b>TOTAL PreK Initiative</b>	<b>\$1,899,220.00</b>	<b>\$0.00</b>	<b>\$1,899,220.00</b>	<b>\$390,867.45</b>	<b>\$685,262.14</b>	<b>\$932,492.60</b>	<b>\$281,465.26</b>	<b>36.00</b>
<b>27155</b>				<b>Breakfast for Elementary Students</b>								
	<b>3000</b>			<b>Operation of Non-Instructional Services</b>								
	<b>3100</b>			<b>Food Services Operations</b>								
27155	3100	56116		Food	\$0.00	\$88,924.00	\$88,924.00	\$18,633.90	\$34,588.17	\$0.00	\$54,335.83	0.00
<b>27155</b>	<b>3100</b>			<b>SUBTOTAL Food Services Operations</b>	<b>\$0.00</b>	<b>\$88,924.00</b>	<b>\$88,924.00</b>	<b>\$18,633.90</b>	<b>\$34,588.17</b>	<b>\$0.00</b>	<b>\$54,335.83</b>	<b>0.00</b>
<b>27155</b>	<b>3000</b>			<b>SUBTOTAL Operation of Non-Instructional Services</b>	<b>\$0.00</b>	<b>\$88,924.00</b>	<b>\$88,924.00</b>	<b>\$18,633.90</b>	<b>\$34,588.17</b>	<b>\$0.00</b>	<b>\$54,335.83</b>	<b>0.00</b>
<b>27155</b>				<b>TOTAL Breakfast for Elementary Students</b>	<b>\$0.00</b>	<b>\$88,924.00</b>	<b>\$88,924.00</b>	<b>\$18,633.90</b>	<b>\$34,588.17</b>	<b>\$0.00</b>	<b>\$54,335.83</b>	<b>0.00</b>
<b>27166</b>				<b>Kindergarten-Three Plus Instruction</b>								
	<b>1000</b>			<b>Salaries Expense</b>								
27166	1000	51100	1621	Summer School/After School	\$509,228.00	\$0.00	\$509,228.00	\$0.00	\$348,839.21	\$0.00	\$160,388.79	217.00
<b>27166</b>	<b>1000</b>	<b>51100</b>		<b>SUBTOTAL Salaries Expense</b>	<b>\$509,228.00</b>	<b>\$0.00</b>	<b>\$509,228.00</b>	<b>\$0.00</b>	<b>\$348,839.21</b>	<b>\$0.00</b>	<b>\$160,388.79</b>	<b>217.00</b>
27166	1000	52111		Educational Retirement	\$71,223.00	\$0.00	\$71,223.00	\$0.00	\$48,556.77	\$0.00	\$22,666.23	0.00
27166	1000	52112		ERA - Retiree Health	\$18,018.00	\$0.00	\$18,018.00	\$0.00	\$6,986.69	\$0.00	\$11,031.31	0.00
27166	1000	52210		FICA Payments	\$43,855.00	\$0.00	\$43,855.00	\$0.00	\$21,658.36	\$0.00	\$22,196.64	0.00
27166	1000	52220		Medicare Payments	\$8,563.00	\$0.00	\$8,563.00	\$0.00	\$5,065.19	\$0.00	\$3,497.81	0.00
27166	1000	52500		Unemployment Compensation	\$1,403.00	\$0.00	\$1,403.00	\$0.00	\$324.93	\$0.00	\$1,078.07	0.00
27166	1000	52710		Workers Compensation Premium	\$15,000.00	\$0.00	\$15,000.00	\$0.00	\$7,043.84	\$0.00	\$7,956.16	0.00
27166	1000	53414		Other Services	\$5,000.00	\$0.00	\$5,000.00	\$0.00	\$0.00	\$0.00	\$5,000.00	0.00
27166	1000	56118		General Supplies and Materials	\$0.00	\$6,673.00	\$6,673.00	\$175,150.99	\$175,150.99	\$0.00	(\$168,477.99)	0.00
27166	1000	57332		Supply Assets (\$5,000 or less)	\$5,000.00	\$0.00	\$5,000.00	\$0.00	\$0.00	\$0.00	\$5,000.00	0.00
<b>27166</b>	<b>1000</b>			<b>SUBTOTAL Instruction</b>	<b>\$677,290.00</b>	<b>\$6,673.00</b>	<b>\$683,963.00</b>	<b>\$175,150.99</b>	<b>\$613,625.98</b>	<b>\$0.00</b>	<b>\$70,337.02</b>	<b>217.00</b>
	<b>2000</b>			<b>Support Services-Students</b>								
	<b>2100</b>			<b>Support Services-Students</b>								
		<b>51100</b>		<b>Salaries Expense</b>								
27166	2100	51100	1215	Registered Nurses	\$14,120.00	(\$10,000.00)	\$4,120.00	\$0.00	\$9,801.95	\$0.00	(\$5,681.95)	6.00
<b>27166</b>	<b>2100</b>	<b>51100</b>		<b>SUBTOTAL Salaries Expense</b>	<b>\$14,120.00</b>	<b>(\$10,000.00)</b>	<b>\$4,120.00</b>	<b>\$0.00</b>	<b>\$9,801.95</b>	<b>\$0.00</b>	<b>(\$5,681.95)</b>	<b>6.00</b>

**State of New Mexico  
Public School Operating Budget - Actuals Expenditure Rollup Report  
Gadsden 2017-2018 - Second Quarter (Oct - Dec) - Expenditure  
Submitted**

Fund	Func	Obj	Job	Description	Budget	Adjustments	Adjusted Budget	Current Period	YTD	Encumbrance	Budget Balance	FTE
27166	2100	52111		Educational Retirement	\$2,500.00	\$0.00	\$2,500.00	\$0.00	\$1,362.47	\$0.00	\$1,137.53	0.00
27166	2100	52112		ERA - Retiree Health	\$375.00	\$0.00	\$375.00	\$0.00	\$196.04	\$0.00	\$178.96	0.00
27166	2100	52210		FICA Payments	\$1,100.00	\$0.00	\$1,100.00	\$0.00	\$607.73	\$0.00	\$492.27	0.00
27166	2100	52220		Medicare Payments	\$275.00	\$0.00	\$275.00	\$0.00	\$142.13	\$0.00	\$132.87	0.00
27166	2100	52500		Unemployment Compensation	\$20.00	\$0.00	\$20.00	\$0.00	\$9.12	\$0.00	\$10.88	0.00
27166	2100	52710		Workers Compensation Premium	\$79.00	\$0.00	\$79.00	\$0.00	\$197.63	\$0.00	(\$118.63)	0.00
<b>27166</b>	<b>2100</b>			<b>SUBTOTAL Support Services-Students</b>	<b>\$18,469.00</b>	<b>(\$10,000.00)</b>	<b>\$8,469.00</b>	<b>\$0.00</b>	<b>\$12,317.07</b>	<b>\$0.00</b>	<b>(\$3,848.07)</b>	<b>6.00</b>
	<b>2200</b>			<b>Support Services-Instruction</b>								
		<b>51100</b>		<b>Salaries Expense</b>								
27166	2200	51100	1217	Secretarial/Clerical/Technical Assistants	\$16,545.00	\$0.00	\$16,545.00	\$0.00	\$9,263.52	\$0.00	\$7,281.48	15.00
<b>27166</b>	<b>2200</b>	<b>51100</b>		<b>SUBTOTAL Salaries Expense</b>	<b>\$16,545.00</b>	<b>\$0.00</b>	<b>\$16,545.00</b>	<b>\$0.00</b>	<b>\$9,263.52</b>	<b>\$0.00</b>	<b>\$7,281.48</b>	<b>15.00</b>
27166	2200	52111		Educational Retirement	\$2,700.00	\$0.00	\$2,700.00	\$0.00	\$1,287.62	\$0.00	\$1,412.38	0.00
27166	2200	52112		ERA - Retiree Health	\$450.00	\$0.00	\$450.00	\$0.00	\$185.28	\$0.00	\$264.72	0.00
27166	2200	52210		FICA Payments	\$1,300.00	\$0.00	\$1,300.00	\$0.00	\$574.33	\$0.00	\$725.67	0.00
27166	2200	52220		Medicare Payments	\$300.00	\$0.00	\$300.00	\$0.00	\$134.32	\$0.00	\$165.68	0.00
27166	2200	52500		Unemployment Compensation	\$25.00	\$0.00	\$25.00	\$0.00	\$8.63	\$0.00	\$16.37	0.00
27166	2200	52710		Workers Compensation Premium	\$322.00	\$0.00	\$322.00	\$0.00	\$186.78	\$0.00	\$135.22	0.00
<b>27166</b>	<b>2200</b>			<b>SUBTOTAL Support Services-Instruction</b>	<b>\$21,642.00</b>	<b>\$0.00</b>	<b>\$21,642.00</b>	<b>\$0.00</b>	<b>\$11,640.48</b>	<b>\$0.00</b>	<b>\$10,001.52</b>	<b>15.00</b>
	<b>2400</b>			<b>Support Services-School Administration</b>								
		<b>51100</b>		<b>Salaries Expense</b>								
27166	2400	51100	1112	Principals	\$91,422.00	(\$30,000.00)	\$61,422.00	\$0.00	\$28,876.58	\$0.00	\$32,545.42	15.00
<b>27166</b>	<b>2400</b>	<b>51100</b>		<b>SUBTOTAL Salaries Expense</b>	<b>\$91,422.00</b>	<b>(\$30,000.00)</b>	<b>\$61,422.00</b>	<b>\$0.00</b>	<b>\$28,876.58</b>	<b>\$0.00</b>	<b>\$32,545.42</b>	<b>15.00</b>
27166	2400	52111		Educational Retirement	\$13,145.00	\$0.00	\$13,145.00	\$0.00	\$4,013.84	\$0.00	\$9,131.16	0.00
27166	2400	52112		ERA - Retiree Health	\$2,300.00	\$0.00	\$2,300.00	\$0.00	\$577.55	\$0.00	\$1,722.45	0.00
27166	2400	52210		FICA Payments	\$5,910.00	\$0.00	\$5,910.00	\$0.00	\$1,790.36	\$0.00	\$4,119.64	0.00
27166	2400	52220		Medicare Payments	\$2,004.00	\$0.00	\$2,004.00	\$0.00	\$418.69	\$0.00	\$1,585.31	0.00
27166	2400	52500		Unemployment Compensation	\$60.00	\$0.00	\$60.00	\$0.00	\$26.86	\$0.00	\$33.14	0.00
27166	2400	52710		Workers Compensation Premium	\$800.00	\$0.00	\$800.00	\$0.00	\$582.27	\$0.00	\$217.73	0.00
<b>27166</b>	<b>2400</b>			<b>SUBTOTAL Support Services-School Administration</b>	<b>\$115,641.00</b>	<b>(\$30,000.00)</b>	<b>\$85,641.00</b>	<b>\$0.00</b>	<b>\$36,286.15</b>	<b>\$0.00</b>	<b>\$49,354.85</b>	<b>15.00</b>
	<b>2700</b>			<b>Student Transportation</b>								
27166	2700	55112		Transportation Contractors	\$0.00	\$40,000.00	\$40,000.00	\$0.00	\$39,370.34	\$0.00	\$629.66	0.00
<b>27166</b>	<b>2700</b>			<b>SUBTOTAL Student Transportation</b>	<b>\$0.00</b>	<b>\$40,000.00</b>	<b>\$40,000.00</b>	<b>\$0.00</b>	<b>\$39,370.34</b>	<b>\$0.00</b>	<b>\$629.66</b>	<b>0.00</b>
<b>27166</b>	<b>2000</b>			<b>SUBTOTAL Support Services</b>	<b>\$155,752.00</b>	<b>\$0.00</b>	<b>\$155,752.00</b>	<b>\$0.00</b>	<b>\$99,614.04</b>	<b>\$0.00</b>	<b>\$56,137.96</b>	<b>36.00</b>
<b>27166</b>				<b>TOTAL Kindergarten-Three Plus</b>	<b>\$833,042.00</b>	<b>\$6,673.00</b>	<b>\$839,715.00</b>	<b>\$175,150.99</b>	<b>\$713,240.02</b>	<b>\$0.00</b>	<b>\$126,474.98</b>	<b>253.00</b>

State of New Mexico  
Public School Operating Budget - Actuals Expenditure Rollup Report  
Gadsden 2017-2018 - Second Quarter (Oct - Dec) - Expenditure  
Submitted

Fund	Func	Obj	Job	Description	Budget	Adjustments	Adjusted Budget	Current Period	YTD	Encumbrance	Budget Balance	FTE
27000				TOTAL State Flow-through Grants	\$2,732,262.00	\$327,864.00	\$3,060,126.00	\$650,906.95	\$1,500,621.84	\$979,815.80	\$579,688.36	290.00
28000				State Direct Grants								
28120				NM Highway Dept (Road)								
	4000			Capital Outlay								
28120	4000	57112		Land Improvements	\$0.00	\$21,627.00	\$21,627.00	\$0.00	\$0.00	\$0.00	\$21,627.00	0.00
28120	4000			<b>SUBTOTAL Capital Outlay</b>	<b>\$0.00</b>	<b>\$21,627.00</b>	<b>\$21,627.00</b>	<b>\$0.00</b>	<b>\$0.00</b>	<b>\$0.00</b>	<b>\$21,627.00</b>	<b>0.00</b>
28120				<b>TOTAL NM Highway Dept (Road)</b>	<b>\$0.00</b>	<b>\$21,627.00</b>	<b>\$21,627.00</b>	<b>\$0.00</b>	<b>\$0.00</b>	<b>\$0.00</b>	<b>\$21,627.00</b>	<b>0.00</b>
28193				CYFD Parents As Teachers Model								
	2000			Support Services								
	2100			Support Services-Students								
		51100		Salaries Expense								
28193	2100	51100	1218	School/Student Support	\$215,000.00	\$0.00	\$215,000.00	\$26,774.70	\$55,739.60	\$44,442.27	\$114,818.13	6.00
28193	2100	51100		<b>SUBTOTAL Salaries Expense</b>	<b>\$215,000.00</b>	<b>\$0.00</b>	<b>\$215,000.00</b>	<b>\$26,774.70</b>	<b>\$55,739.60</b>	<b>\$44,442.27</b>	<b>\$114,818.13</b>	<b>6.00</b>
28193	2100	52111		Educational Retirement	\$31,000.00	\$0.00	\$31,000.00	\$3,721.68	\$7,747.81	\$5,820.67	\$17,431.52	0.00
28193	2100	52112		ERA - Retiree Health	\$4,500.00	\$0.00	\$4,500.00	\$535.50	\$1,114.82	\$837.50	\$2,547.68	0.00
28193	2100	52210		FICA Payments	\$12,500.00	\$0.00	\$12,500.00	\$1,475.88	\$3,088.23	\$2,472.60	\$6,939.17	0.00
28193	2100	52220		Medicare Payments	\$3,200.00	\$0.00	\$3,200.00	\$345.18	\$722.28	\$578.28	\$1,899.44	0.00
28193	2100	52311		Health and Medical Premiums	\$23,000.00	\$0.00	\$23,000.00	\$4,179.66	\$8,321.76	\$6,391.52	\$8,286.72	0.00
28193	2100	52312		Life	\$450.00	\$0.00	\$450.00	\$56.40	\$115.15	\$89.30	\$245.55	0.00
28193	2100	52313		Dental	\$2,200.00	\$0.00	\$2,200.00	\$248.76	\$562.31	\$415.82	\$1,221.87	0.00
28193	2100	52314		Vision	\$400.00	\$0.00	\$400.00	\$36.72	\$83.34	\$54.64	\$262.02	0.00
28193	2100	52315		Disability	\$400.00	\$0.00	\$400.00	\$37.80	\$75.60	\$75.60	\$248.80	0.00
28193	2100	52500		Unemployment Compensation	\$225.00	\$0.00	\$225.00	\$12.90	\$33.85	\$21.44	\$169.71	0.00
28193	2100	52710		Workers Compensation Premium	\$4,000.00	\$0.00	\$4,000.00	\$539.82	\$1,123.81	\$896.01	\$1,980.18	0.00
28193	2100	52720		Workers Compensation Employer's Fee	\$200.00	\$0.00	\$200.00	\$9.20	\$18.40	\$13.80	\$167.80	0.00
28193	2100	53330		Professional Development	\$15,000.00	\$0.00	\$15,000.00	\$6,576.41	\$6,759.08	\$3,293.88	\$4,947.04	0.00
28193	2100	53414		Other Services	\$25,000.00	\$0.00	\$25,000.00	\$2,514.36	\$4,928.72	\$6,000.00	\$14,071.28	0.00
28193	2100	53711		Other Charges	\$3,600.00	\$0.00	\$3,600.00	\$910.00	\$2,560.00	\$0.00	\$1,040.00	0.00
28193	2100	54311		Maintenance & Repair - Furniture/Fixtures/Equipment	\$10,000.00	\$0.00	\$10,000.00	\$657.05	\$657.05	\$919.83	\$8,423.12	0.00
28193	2100	55813		Employee Travel - Non-Teachers	\$11,000.00	\$0.00	\$11,000.00	\$1,063.53	\$1,741.45	\$4,658.55	\$4,600.00	0.00
28193	2100	56118		General Supplies and Materials	\$32,437.00	\$0.00	\$32,437.00	\$2,054.48	\$2,134.32	\$1,238.10	\$29,064.58	0.00
28193	2100	57332		Supply Assets (\$5,000 or less)	\$20,000.00	\$0.00	\$20,000.00	\$0.00	\$0.00	\$0.00	\$20,000.00	0.00
28193	2100			<b>SUBTOTAL Support Services-Students</b>	<b>\$414,112.00</b>	<b>\$0.00</b>	<b>\$414,112.00</b>	<b>\$51,750.03</b>	<b>\$97,527.58</b>	<b>\$78,219.81</b>	<b>\$238,364.61</b>	<b>6.00</b>
	2300			Support Services-General Administration								
28193	2300	53713		Indirect Costs - Program Administration	\$8,818.00	\$0.00	\$8,818.00	\$1,109.00	\$2,064.04	\$0.00	\$6,753.96	0.00

**State of New Mexico**  
**Public School Operating Budget - Actuals Expenditure Rollup Report**  
**Gadsden 2017-2018 - Second Quarter (Oct - Dec) - Expenditure**  
**Submitted**

Fund	Func	Obj	Job	Description	Budget	Adjustments	Adjusted Budget	Current Period	YTD	Encumbrance	Budget Balance	FTE
28193	2300			<b>SUBTOTAL Support</b>	\$8,818.00	\$0.00	\$8,818.00	\$1,109.00	\$2,064.04	\$0.00	\$6,753.96	0.00
				<i>Services-General</i>								
	2600			<b>Administration</b>								
				<b>Operation &amp; Maintenance of Plant</b>								
28193	2600	54411		Electricity	\$9,000.00	\$0.00	\$9,000.00	\$0.00	\$0.00	\$0.00	\$9,000.00	0.00
28193	2600	54416		Communication Services	\$7,000.00	\$0.00	\$7,000.00	\$560.22	\$1,369.83	\$1,680.26	\$3,949.91	0.00
28193	2600	54610		Rental - Land and Buildings	\$0.00	\$0.00	\$0.00	\$0.00	\$1,787.50	\$0.00	(\$1,787.50)	0.00
28193	2600			<b>SUBTOTAL Operation &amp; Maintenance of Plant</b>	\$16,000.00	\$0.00	\$16,000.00	\$560.22	\$3,157.33	\$1,680.26	\$11,162.41	0.00
28193	2000			<b>SUBTOTAL Support Services</b>	\$438,930.00	\$0.00	\$438,930.00	\$53,419.25	\$102,748.95	\$79,900.07	\$256,280.98	6.00
28193				<b>TOTAL CYFD Parents As Teachers Model</b>	\$438,930.00	\$0.00	\$438,930.00	\$53,419.25	\$102,748.95	\$79,900.07	\$256,280.98	6.00
28000				<b>TOTAL State Direct Grants</b>	\$438,930.00	\$21,627.00	\$460,557.00	\$53,419.25	\$102,748.95	\$79,900.07	\$277,907.98	6.00
29000				<b>Combined State/Local Grants</b>								
29135				<b>Bonds/TIF (Tax Increment Financing) Payments In Lieu of Taxes</b>								
	1000			<b>Instruction</b>								
29135	1000	53330		Professional Development	\$20,000.00	\$0.00	\$20,000.00	\$0.00	\$0.00	\$0.00	\$20,000.00	0.00
29135	1000	53414		Other Services	\$53,000.00	\$0.00	\$53,000.00	\$0.00	\$0.00	\$0.00	\$53,000.00	0.00
29135	1000	55817		Student Travel	\$25,000.00	\$0.00	\$25,000.00	\$0.00	\$0.00	\$0.00	\$25,000.00	0.00
29135	1000	55819		Employee Travel - Teachers	\$23,000.00	\$0.00	\$23,000.00	\$0.00	\$0.00	\$0.00	\$23,000.00	0.00
29135	1000	55915		Other Contract Services	\$98,500.00	\$0.00	\$98,500.00	\$0.00	\$0.00	\$0.00	\$98,500.00	0.00
29135	1000	56118		General Supplies and Materials	\$227,342.00	\$0.00	\$227,342.00	\$0.00	\$0.00	\$0.00	\$227,342.00	0.00
29135	1000	57332		Supply Assets (\$5,000 or less)	\$18,000.00	\$0.00	\$18,000.00	\$0.00	\$0.00	\$0.00	\$18,000.00	0.00
29135	1000			<b>SUBTOTAL Instruction</b>	\$464,842.00	\$0.00	\$464,842.00	\$0.00	\$0.00	\$0.00	\$464,842.00	0.00
29135				<b>TOTAL Bonds/TIF (Tax Increment Financing) Payments In Lieu of Taxes</b>	\$464,842.00	\$0.00	\$464,842.00	\$0.00	\$0.00	\$0.00	\$464,842.00	0.00
29000				<b>TOTAL Combined State/Local Grants</b>	\$464,842.00	\$0.00	\$464,842.00	\$0.00	\$0.00	\$0.00	\$464,842.00	0.00
31100				<b>Bond Building</b>								
	4000			<b>Capital Outlay</b>								
31100	4000	53414		Other Services	\$510,343.00	\$0.00	\$510,343.00	\$77,137.93	\$103,148.34	\$93,112.72	\$314,081.94	0.00
31100	4000	54500		Construction Services	\$22,426,005.00	\$0.00	\$22,426,005.00	\$3,057,839.72	\$6,203,634.61	\$5,356,918.68	\$10,865,451.71	0.00
31100	4000	57112		Land Improvements	\$2,388,708.00	\$0.00	\$2,388,708.00	\$0.00	\$0.00	\$177,835.88	\$2,210,872.12	0.00
31100	4000	57331		Fixed Assets (more than \$5,000)	\$363,756.00	\$0.00	\$363,756.00	\$0.00	\$6,429.09	\$0.00	\$357,326.91	0.00

State of New Mexico  
Public School Operating Budget - Actuals Expenditure Rollup Report  
Gadsden 2017-2018 - Second Quarter (Oct - Dec) - Expenditure  
Submitted

Fund	Func	Obj	Job	Description	Budget	Adjustments	Adjusted Budget	Current Period	YTD	Encumbrance	Budget Balance	FTE
31100	4000	57332		Supply Assets (\$5,000 or less)	\$1,925,644.00	\$0.00	\$1,925,644.00	\$0.00	\$68,970.38	\$56,250.97	\$1,800,422.65	0.00
<b>31100</b>	<b>4000</b>			<b>SUBTOTAL Capital</b>	<b>\$27,614,456.00</b>	<b>\$0.00</b>	<b>\$27,614,456.00</b>	<b>\$3,134,977.65</b>	<b>\$6,382,182.42</b>	<b>\$5,684,118.25</b>	<b>\$15,548,155.33</b>	<b>0.00</b>
				<b>Outlay</b>								
<b>31100</b>				<b>TOTAL Bond Building</b>	<b>\$27,614,456.00</b>	<b>\$0.00</b>	<b>\$27,614,456.00</b>	<b>\$3,134,977.65</b>	<b>\$6,382,182.42</b>	<b>\$5,684,118.25</b>	<b>\$15,548,155.33</b>	<b>0.00</b>
<b>31700</b>				<b>Capital Improvements</b>								
				<b>SB-9</b>								
				<b>Capital Outlay</b>								
31700	4000	54315		Maintenance & Repair - Bldgs/Grnds/Equipment (SB-9)	\$1,402,088.00	(\$250,000.00)	\$1,152,088.00	\$257,451.87	\$448,828.80	\$330,298.07	\$372,961.13	0.00
31700	4000	54500		Construction Services	\$200,000.00	\$0.00	\$200,000.00	\$0.00	\$0.00	\$0.00	\$200,000.00	0.00
31700	4000	56118		General Supplies and Materials	\$848,532.00	\$0.00	\$848,532.00	\$55,341.13	\$173,418.10	\$178,492.85	\$496,621.05	0.00
31700	4000	57112		Land Improvements	\$200,000.00	\$0.00	\$200,000.00	\$4,566.76	\$4,566.76	\$51,653.28	\$143,779.96	0.00
31700	4000	57311		Vehicles General	\$0.00	\$288,000.00	\$288,000.00	\$0.00	\$0.00	\$0.00	\$288,000.00	0.00
31700	4000	57331		Fixed Assets (more than \$5,000)	\$430,000.00	(\$38,000.00)	\$392,000.00	\$63,899.75	\$63,899.75	\$38,194.58	\$289,905.67	0.00
31700	4000	57332		Supply Assets (\$5,000 or less)	\$128,903.00	\$0.00	\$128,903.00	\$91,753.13	\$111,398.21	\$51,018.63	(\$33,513.84)	0.00
<b>31700</b>	<b>4000</b>			<b>SUBTOTAL Capital</b>	<b>\$3,209,523.00</b>	<b>\$0.00</b>	<b>\$3,209,523.00</b>	<b>\$473,012.64</b>	<b>\$802,111.62</b>	<b>\$649,657.41</b>	<b>\$1,757,753.97</b>	<b>0.00</b>
				<b>Outlay</b>								
<b>31700</b>				<b>TOTAL Capital</b>	<b>\$3,209,523.00</b>	<b>\$0.00</b>	<b>\$3,209,523.00</b>	<b>\$473,012.64</b>	<b>\$802,111.62</b>	<b>\$649,657.41</b>	<b>\$1,757,753.97</b>	<b>0.00</b>
				<b>Improvements SB-9</b>								
<b>31701</b>				<b>Capital Improvements</b>								
				<b>SB-9 Local</b>								
				<b>Support Services</b>								
				<b>Support Services-General</b>								
				<b>Administration</b>								
31701	2300	53712		County Tax Collection Costs	\$33,870.00	\$0.00	\$33,870.00	\$3,744.77	\$4,703.54	\$0.00	\$29,166.46	0.00
<b>31701</b>	<b>2300</b>			<b>SUBTOTAL Support</b>	<b>\$33,870.00</b>	<b>\$0.00</b>	<b>\$33,870.00</b>	<b>\$3,744.77</b>	<b>\$4,703.54</b>	<b>\$0.00</b>	<b>\$29,166.46</b>	<b>0.00</b>
				<b>Services-General</b>								
				<b>Administration</b>								
<b>31701</b>	<b>2000</b>			<b>SUBTOTAL Support</b>	<b>\$33,870.00</b>	<b>\$0.00</b>	<b>\$33,870.00</b>	<b>\$3,744.77</b>	<b>\$4,703.54</b>	<b>\$0.00</b>	<b>\$29,166.46</b>	<b>0.00</b>
				<b>Services</b>								
				<b>Capital Outlay</b>								
31701	4000	54315		Maintenance & Repair - Bldgs/Grnds/Equipment (SB-9)	\$1,901,410.00	\$0.00	\$1,901,410.00	\$264,130.31	\$410,942.41	\$482,724.67	\$1,007,742.92	0.00
31701	4000	54500		Construction Services	\$200,000.00	\$0.00	\$200,000.00	\$0.00	\$0.00	\$0.00	\$200,000.00	0.00
31701	4000	56118		General Supplies and Materials	\$606,900.00	\$0.00	\$606,900.00	\$90,535.70	\$107,194.28	\$8,735.80	\$490,969.92	0.00
31701	4000	57112		Land Improvements	\$18,500.00	\$0.00	\$18,500.00	\$0.00	\$0.00	\$0.00	\$18,500.00	0.00
31701	4000	57311		Vehicles General	\$20,700.00	\$0.00	\$20,700.00	\$0.00	\$0.00	\$0.00	\$20,700.00	0.00
31701	4000	57331		Fixed Assets (more than \$5,000)	\$317,100.00	\$0.00	\$317,100.00	\$0.00	\$16,540.00	\$11,325.00	\$289,235.00	0.00
31701	4000	57332		Supply Assets (\$5,000 or less)	\$1,884,415.00	\$0.00	\$1,884,415.00	\$277,566.30	\$435,203.34	\$159,571.79	\$1,289,639.87	0.00
<b>31701</b>	<b>4000</b>			<b>SUBTOTAL Capital</b>	<b>\$4,949,025.00</b>	<b>\$0.00</b>	<b>\$4,949,025.00</b>	<b>\$632,232.31</b>	<b>\$969,880.03</b>	<b>\$662,357.26</b>	<b>\$3,316,787.71</b>	<b>0.00</b>
				<b>Outlay</b>								
<b>31701</b>				<b>TOTAL Capital</b>	<b>\$4,982,895.00</b>	<b>\$0.00</b>	<b>\$4,982,895.00</b>	<b>\$635,977.08</b>	<b>\$974,583.57</b>	<b>\$662,357.26</b>	<b>\$3,345,954.17</b>	<b>0.00</b>
				<b>Improvements SB-9</b>								
				<b>Local</b>								

**State of New Mexico**  
**Public School Operating Budget - Actuals Expenditure Rollup Report**  
**Gadsden 2017-2018 - Second Quarter (Oct - Dec) - Expenditure**  
**Submitted**

Fund	Func	Obj	Job	Description	Budget	Adjustments	Adjusted Budget	Current Period	YTD	Encumbrance	Budget Balance	FTE
31900				<b>Ed. Technology</b>								
				<b>Equipment Act</b>								
				<b>Capital Outlay</b>								
31900	4000	53414		Other Services	\$285,213.00	\$0.00	\$285,213.00	\$97,512.11	\$174,653.12	\$8,990.89	\$101,568.99	0.00
31900	4000	54315		Maintenance & Repair - Bldgs/Grncls/Equipment (SB-9)	\$147,500.00	\$0.00	\$147,500.00	\$24,841.85	\$74,066.95	\$11,528.66	\$61,904.39	0.00
31900	4000	54416		Communication Services	\$325,000.00	\$0.00	\$325,000.00	\$74,557.96	\$95,962.98	\$81,427.65	\$147,609.37	0.00
31900	4000	56113		Software	\$1,053,935.00	\$0.00	\$1,053,935.00	\$208,034.95	\$634,529.09	\$55,927.98	\$363,477.93	0.00
31900	4000	56118		General Supplies and Materials	\$68,750.00	\$0.00	\$68,750.00	\$16,359.42	\$31,756.82	\$4,475.18	\$32,518.00	0.00
31900	4000	57331		Fixed Assets (more than \$5,000)	\$9,260.00	\$0.00	\$9,260.00	\$0.00	\$0.00	\$0.00	\$9,260.00	0.00
31900	4000	57332		Supply Assets (\$5,000 or less)	\$233,500.00	\$0.00	\$233,500.00	\$26,552.48	\$76,705.48	\$4,216.00	\$152,578.52	0.00
<b>31900</b>	<b>4000</b>			<b>SUBTOTAL Capital Outlay</b>	<b>\$2,123,158.00</b>	<b>\$0.00</b>	<b>\$2,123,158.00</b>	<b>\$447,858.77</b>	<b>\$1,087,674.44</b>	<b>\$166,566.36</b>	<b>\$868,917.20</b>	<b>0.00</b>
<b>31900</b>				<b>TOTAL Ed. Technology Equipment Act</b>	<b>\$2,123,158.00</b>	<b>\$0.00</b>	<b>\$2,123,158.00</b>	<b>\$447,858.77</b>	<b>\$1,087,674.44</b>	<b>\$166,566.36</b>	<b>\$868,917.20</b>	<b>0.00</b>
<b>41000</b>				<b>Debt Services</b>								
				<b>Support Services</b>								
				<b>Support Services-General Administration</b>								
41000	2300	53712		County Tax Collection Costs	\$129,500.00	\$0.00	\$129,500.00	\$23,084.67	\$28,840.05	\$0.00	\$100,659.95	0.00
<b>41000</b>	<b>2300</b>			<b>SUBTOTAL Support Services-General Administration</b>	<b>\$129,500.00</b>	<b>\$0.00</b>	<b>\$129,500.00</b>	<b>\$23,084.67</b>	<b>\$28,840.05</b>	<b>\$0.00</b>	<b>\$100,659.95</b>	<b>0.00</b>
<b>41000</b>	<b>2000</b>			<b>SUBTOTAL Support Services</b>	<b>\$129,500.00</b>	<b>\$0.00</b>	<b>\$129,500.00</b>	<b>\$23,084.67</b>	<b>\$28,840.05</b>	<b>\$0.00</b>	<b>\$100,659.95</b>	<b>0.00</b>
				<b>Debt Service</b>								
41000	5000	53414		Other Services	\$55,000.00	\$0.00	\$55,000.00	\$0.00	\$0.00	\$0.00	\$55,000.00	0.00
41000	5000	58214		Debt Service Reserve	\$7,990,530.00	\$0.00	\$7,990,530.00	\$0.00	\$0.00	\$0.00	\$7,990,530.00	0.00
41000	5000	58311		Bond Principal Payment	\$8,745,000.00	\$0.00	\$8,745,000.00	\$0.00	\$7,495,000.00	\$0.00	\$1,250,000.00	0.00
41000	5000	58322		Bond Interest Payment	\$1,145,000.00	\$0.00	\$1,145,000.00	\$53,125.00	\$544,677.25	\$0.00	\$600,322.75	0.00
<b>41000</b>	<b>5000</b>			<b>SUBTOTAL Debt Service</b>	<b>\$17,935,530.00</b>	<b>\$0.00</b>	<b>\$17,935,530.00</b>	<b>\$53,125.00</b>	<b>\$8,039,677.25</b>	<b>\$0.00</b>	<b>\$9,895,852.75</b>	<b>0.00</b>
<b>41000</b>				<b>TOTAL Debt Services</b>	<b>\$18,065,030.00</b>	<b>\$0.00</b>	<b>\$18,065,030.00</b>	<b>\$76,209.67</b>	<b>\$8,068,517.30</b>	<b>\$0.00</b>	<b>\$9,996,512.70</b>	<b>0.00</b>
<b>43000</b>				<b>Total Ed. Tech. Debt Services Sub-Fund</b>								
				<b>Support Services</b>								
				<b>Support Services-General Administration</b>								
43000	2300	53712		County Tax Collection Costs	\$50,120.00	\$0.00	\$50,120.00	\$4,435.79	\$5,631.00	\$0.00	\$44,489.00	0.00
<b>43000</b>	<b>2300</b>			<b>SUBTOTAL Support Services-General Administration</b>	<b>\$50,120.00</b>	<b>\$0.00</b>	<b>\$50,120.00</b>	<b>\$4,435.79</b>	<b>\$5,631.00</b>	<b>\$0.00</b>	<b>\$44,489.00</b>	<b>0.00</b>
<b>43000</b>	<b>2000</b>			<b>SUBTOTAL Support Services</b>	<b>\$50,120.00</b>	<b>\$0.00</b>	<b>\$50,120.00</b>	<b>\$4,435.79</b>	<b>\$5,631.00</b>	<b>\$0.00</b>	<b>\$44,489.00</b>	<b>0.00</b>
				<b>Debt Service</b>								



State of New Mexico  
 Public School Operating Budget - Actuals Expenditure Rollup Report  
 Gadsden 2017-2018 - Second Quarter (Oct - Dec) - Expenditure  
 Submitted

Fund	Func	Obj	Job	Description	Budget	Adjustments	Adjusted Budget	Current Period	YTD	Encumbrance	Budget Balance	FTE
43000	5000	58214		Debt Service Reserve	\$1,858,639.00	\$0.00	\$1,858,639.00	\$0.00	\$0.00	\$0.00	\$1,858,639.00	0.00
43000	5000	58311		Bond Principal Payment	\$2,000,000.00	\$0.00	\$2,000,000.00	\$2,000,000.00	\$2,000,000.00	\$0.00	\$0.00	0.00
43000	5000	58322		Bond Interest Payment	\$20,000.00	\$0.00	\$20,000.00	\$71.23	\$71.23	\$0.00	\$19,928.77	0.00
<b>43000</b>	<b>5000</b>			<b>SUBTOTAL Debt Service</b>	<b>\$3,878,639.00</b>	<b>\$0.00</b>	<b>\$3,878,639.00</b>	<b>\$2,000,071.23</b>	<b>\$2,000,071.23</b>	<b>\$0.00</b>	<b>\$1,878,567.77</b>	<b>0.00</b>
<b>43000</b>				<b>TOTAL Total Ed. Tech.</b>	<b>\$3,928,759.00</b>	<b>\$0.00</b>	<b>\$3,928,759.00</b>	<b>\$2,004,507.02</b>	<b>\$2,005,702.23</b>	<b>\$0.00</b>	<b>\$1,923,056.77</b>	<b>0.00</b>
				<b>Debt Services Sub-Fund</b>								
<b>ALL</b>				<b>TOTAL BUDGET</b>	<b>\$221,774,089.00</b>	<b>\$410,887.00</b>	<b>\$222,184,976.00</b>	<b>\$37,538,747.54</b>	<b>\$77,230,909.65</b>	<b>\$74,355,187.12</b>	<b>\$70,598,879.23</b>	<b>2,234.38</b>