



GADSDEN INDEPENDENT SCHOOL DISTRICT

*QUARTERLY BUDGET REPORT
FOR THE
MONTH ENDED SEPTEMBER 30, 2018*



*BOARD OF EDUCATION MEETING
NOVEMBER 8, 2018*

Table of Contents

- ITEM I: Executive Summary
- ITEM II: Cash Report – September 30, 2018
- ITEM III: Summary of Investments As of
September 30, 2018
- ITEM IV: Graphs
- Revenues By Fund
 - Expenditures By Fund
 - Operational Fund Expenditures
and Encumbrances
 - Cash Balance/Temporary Loan
Balance Trend
 - Outstanding Reimbursements
- ITEM V: Revenue Report – All Funds
July 1, 2018 – September 30, 2018
- ITEM VI: Budget and Exp Report – Fund Totals
July 1, 2018 – September 30, 2018
- ITEM VII: State of NM Public School Operating
Budget – Actuals Revenue Rollup Report
First Qtr. 2018-19 (July – Sep) –
Revenue Submitted
- ITEM VIII: State of NM Public School Operating
Budget – Actuals Expenditure Rollup
Report First Qtr. 2018-19 (July – Sep) –
Expenditure Submitted

**Executive Summary
September 30, 2018
Quarterly Budget Report**

1. Operational Fund Revenues as of September 30, 2018 - \$26,151,689 which represents 25.09% of budgeted Revenues.

September		
Fiscal Year	Received to Date	Percent of Budget
17-18	\$25,371,303	25.16%
18-19	\$26,151,689	25.09%

2. Operational Fund Expenditures as of September 30, 2018 - \$20,120,218 which represents 16.63% of budgeted Expenditures.

September		
Fiscal Year	Expended to Date	Percent of Budget
17-18	\$19,703,421	17.15%
18-19	\$20,120,218	16.63%

3. The September 30, 2018 Operational Fund Cash Balance before loans was \$36,810,784. The cash balance after temporary loans of \$2,274,728 to the grant funds was \$34,536,056. Grant funds that reported a negative cash balance as of September 30, 2018 totaled \$2,274,728 which represents an increase of \$552,439 from the August 31, 2018 negative balances.
4. As of September 30, 2018, the PED and other grant funding agencies owed the District approximately \$2,454,839 for current year grant fund expenditures, \$395,511 for Capital Projects and \$1,831,163 for Student Nutrition. These amounts are not reflected in the temporary loans noted in Item 3 above. The negative cash balances noted in Item 3 are a result of the outstanding amounts owed to the District.
5. Total Revenues for all funds as of September 30, 2018- \$36,442,197. Of the total revenues received, the Operational Fund accounted for 71.76%, the Grant Funds 16.99%, Building Funds 3.36%, Debt Service Funds 1.09%, Student Nutrition 0.84%, and all the other funds 5.96%.
6. Total Expenditures for all funds as of September 30, 2018- \$40,090,359. Of the total expenditures incurred, the Operational Fund accounted for 50.19%, the Grant Funds 9.18%, Building Funds 9.80%, Debt Service 22.82%, Student Nutrition 4.82%, and all other funds 3.19%.
7. Direct Instruction expenditures plus encumbrances for the Operational Fund as of September 30, 2018 were \$60,265,823 or 63.29% of the total Operational Fund expenditures.
8. As of September 30, 2018, the District had investments in Certificates of Deposit (CD's) totaling \$126,561. The CD's are currently earning interest at a rate of 0.01% with a 60 or 90 day term.
9. Pledged collateral – All bank accounts in compliance at September 30, 2018. See separate report attached Item III Summary of Investments.

10. For the month of September 30, 2018, three schools were randomly selected for review. The review focused on deposit activity and purchasing transactions. For each of the schools selected, deposit activity for the month was reviewed for timeliness of deposit. Purchase orders for the same three schools were reviewed for "after-the-fact POs". Procurement card purchases were reviewed for compliance with District procedures.

	Bank Deposits in excess of 24 hours		After the Fact POs		Findings on Procurement Card purchases	
	Number	Percentage	Number	Percentage	Number	Percentage
Elementary School	0	0%	0	0%	n/a	n/a
Elementary School	0	0%	0	0%	0	0%
Elementary School	0	0%	0	0%	0	0%

Selected items from August 31, 2018 Report:

1. Operational Fund Revenues as of August 31, 2018 - \$17,452,773 which represents 16.74% of budgeted Revenues.
2. Operational Fund Expenditures as of August 31, 2018 - \$12,092,353 which represents 9.99% of budgeted Expenditures.
3. Total Revenues for all funds as of August 31, 2018- \$ 25,991,880. Of the total revenues received, the Operational Fund accounted for 67.15%, the Grant Funds 20.70%, Building Funds 4.23%, Debt Service Funds 1.27%, Student Nutrition 0.68%, and all the other funds 5.97%.
4. Total Expenditures for all funds as of August 31, 2018- \$28,028,582. Of the total expenditures incurred, the Operational Fund accounted for 43.14%, the Grant Funds 7.85%, Building Funds 9.92%, Debt Service 32.64%, Student Nutrition 3.96%, and all other funds 2.49%.
5. Direct Instruction expenditures plus encumbrances for the Operational Fund as of August 31, 2018 were \$59,857,278 or 63.29% of the total Operational Fund expenditures.

School District: GADSDEN INDEPENDENT SCHOOL DISTRICT
 Charter Name:
 Month/Quarter 09/30/2018

**PED Cash Report
 for 2018-2019 Fiscal Year**

County: Dona Ana
 PED No.: 019

Previous Year	06/30/2018	OPERATIONAL FUND 11000	TEACHERAGE FUND 12000	TRANSPORTATION FUND 13000	INST. MATERIALS FUND 14000	FOOD SERVICES FUND 21000	ATHLETICS FUND 22000	NON-INSTRUCT. FUND 23000
Report ending date	09/30/2018							
Refer to "Instructions for PED Cash Report" for details on how to properly complete this form.								
Total Cash Balance 06/30/2018	+OR-	30,807,963.10	0.00	4,628.65	869,943.85	13,459,297.19	821,401.95	632,234.19
Current Year Rev. to Date (Per Receipts Report-excluding Refunds & including any Deposits in Transit)	+	26,151,688.95	0.00	1,467,918.00	441,165.17	303,414.75	48,286.91	215,073.85
Prior Year Warrants Voided	+	0.00	0.00	0.00	0.00	0.00	0.00	0.00
Total Resources to Date for Current Year 09/30/2018	=	56,959,652.05	0.00	1,472,546.65	1,311,109.02	13,762,711.94	869,688.86	847,308.04
Current Year Expenditures to Date Enter as a Minus (Per Expenditure Report)	-	(20,120,218.02)	0.00	(1,155,209.00)	(55,863.26)	(1,931,805.32)	(1,604.31)	(67,956.66)
Permanent Cash Transfers/Reversions * Provide Full Explanation on Last Page	+OR-	0.00	0.00	0.00	0.00	0.00	0.00	0.00
Total Cash	=	36,839,434.03	0.00	317,337.65	1,255,245.76	11,830,906.62	868,084.55	779,351.38
Other Reconciling Items								
Payroll Liabilities	+	2,612,151.72	0.00	1,619.75	0.00	100,361.32	0.00	0.00
**Adjustments - Provide Full Explanation on Last Page	+OR-	(1,218,116.17)	0.00	0.00	0.00	0.00	0.00	50.00
TOTAL RECONCILED CASH BALANCE 09/30/2018	=	38,233,469.58	0.00	318,957.40	1,255,245.76	11,931,267.94	868,084.55	779,401.38
Total Outstanding Loans	+OR-	(2,274,727.97)	0.00	0.00	0.00	0.00	0.00	0.00
*** Provide Full Explanation on Last Page	+OR-	35,958,741.61	0.00	318,957.40	1,255,245.76	11,931,267.94	868,084.55	779,401.38
Total Ending Cash 09/30/2018	+OR-	0.00		(0.00)				

School District: GADSDEN INDEPENDENT SCHOOL DISTRICT		PED Cash Report for 2018-2019 Fiscal Year				County: PED No.:	Dona Ana 019	
Charter Name:		FEDERAL FLOWTHROUGH FUND 24000	FEDERAL DIRECT FUND 25000	LOCAL GRANTS FUND 26000	STATE FLOWTHROUGH FUND 27000	STATE DIRECT FUND 28000	LOCAL OR STATE FUND 29000	BOND BUILDING FUND 31100
Month/Quarter 09/30/2018								
Total Cash Balance 06/30/2018	=	(4,051,082.72)	3,759,075.03	2,306,742.26	(1,069,603.85)	(37,318.41)	584,472.89	18,403,396.80
Current Year Rev. to Date (Per Receipts Report-excluding Refunds & including any Deposits in Transit)	+	4,780,577.90	254,574.39	0.00	1,102,945.22	54,118.41	0.00	36,182.46
Prior Year Warrants Voided	+	0.00	0.00	0.00	0.00	0.00	0.00	0.00
Total Resources to Date for Current Year 09/30/2018	=	729,495.18	4,013,649.42	2,306,742.26	33,341.37	16,800.00	584,472.89	18,439,579.26
Current Year Expenditures to Date Enter as a Minus (Per Expenditure Report)	-	(2,227,640.07)	(269,336.51)	(74,064.76)	(1,107,528.49)	0.00	0.00	(2,340,926.88)
Permanent Cash Transfers/Reversions * Provide Full Explanation on Last Page	+OR-	0.00	0.00	0.00	0.00	0.00	0.00	0.00
Total Cash	=	(1,498,144.89)	3,744,312.91	2,232,677.50	(1,074,187.12)	16,800.00	584,472.89	16,098,652.38
Other Reconciling Items								
Payroll Liabilities	+	248,036.93	31,645.52	4,626.82	50,109.88	(71.56)	0.00	0.00
**Adjustments - Provide Full Explanation on Last Page	-	0.00	0.00	0.00	(196.78)	0.00	0.00	0.00
TOTAL RECONCILED CASH BALANCE 09/30/2018	=	(1,250,107.96)	3,775,958.43	2,237,304.32	(1,024,274.02)	16,728.44	584,472.89	16,098,652.38
Total Outstanding Loans	+OR-	1,250,382.39	0.00	0.00	1,024,274.02	71.56	0.00	0.00
*** Provide Full Explanation on Last Page								
Total Ending Cash 09/30/2018	+OR-	274.43 (0.00)	3,775,958.43	2,237,304.32	0.00	16,800.00 (0.00)	584,472.89	16,098,652.38

School District: GADSDEN INDEPENDENT SCHOOL DISTRICT
 Charter Name:
 Month/Quarter 09/30/2018

**PED Cash Report
 for 2018-2019 Fiscal Year**

County: Dona Ana
 PED No.: 019

		PUBLIC SCHOOL CAPITAL OUTLAY 31200	SPECIAL CAPITAL OUTLAY LOCAL 31300	SPECIAL CAPITAL OUTLAY STATE 31400	SPECIAL CAPITAL OUTLAY FEDERAL 31500	CAPITAL IMPROV. HR 33 31600	CAPITAL IMPROV. SB9 31700	CAPITAL IMPROV. SB9 LOCAL 31701
Total Cash Balance 06/30/2018	=	0.00	0.00	0.00	0.00	0.00	(423,714.76)	2,747,575.97
Current Year Rev. to Date (Per Receipts Report-excluding Refunds & including any Deposits in Transit)	+	0.00	0.00	0.00	0.00	0.00	1,127,675.36	57,548.76
Prior Year Warrants Voided	+	0.00	0.00	0.00	0.00	0.00	0.00	0.00
Total Resources to Date for Current Year 09/30/2018	=	0.00	0.00	0.00	0.00	0.00	703,960.60	2,805,124.73
Current Year Expenditures to Date Enter as a Minus (Per Expenditure Report)	-	0.00	0.00	0.00	0.00	0.00	(487,358.64)	(550,098.86)
Permanent Cash Transfers/Reversions * Provide Full Explanation on Last Page	+OR-	0.00	0.00	0.00	0.00	0.00	0.00	0.00
Total Cash	=	0.00	0.00	0.00	0.00	0.00	216,601.96	2,255,025.87
Other Reconciling Items								
Payroll Liabilities	+	0.00	0.00	0.00	0.00	0.00	0.00	0.00
**Adjustments - Provide Full Explanation on Last Page	-	0.00	0.00	0.00	0.00	0.00	0.00	0.00
TOTAL RECONCILED CASH BALANCE 09/30/2018	=	0.00	0.00	0.00	0.00	0.00	216,601.96	2,255,025.87
Total Outstanding Loans	+OR-	0.00	0.00	0.00	0.00	0.00	0.00	0.00
*** Provide Full Explanation on Last Page	+OR-	0.00	0.00	0.00	0.00	0.00	216,601.96	2,255,025.87
Total Ending Cash 09/30/2018	+OR-	0.00	0.00	0.00	0.00	0.00	216,601.96	2,255,025.87

School District: GADSDEN INDEPENDENT SCHOOL DISTRICT
 Charter Name:
 Month/Quarter 09/30/2018

**PED Cash Report
 for 2018-2019 Fiscal Year**

County: Dona Ana
 PED No.: 019

		ENERGY EFFICIENCY 31800	ED. TECH EQUIP ACT 31900	PSCOC 20% FUND 32100	DEBT SERVICE FUND 41000	DEFERRED SICK LEAVE FUND 42000	ED TECH DEBT SERVICE FUND 43000	GRAND TOTAL ALL FUNDS
Total Cash Balance 06/30/2018	=	0.00	598,691.31	0.00	10,906,191.14	0.00	2,493,584.65	82,813,479.24
Current Year Rev. to Date (Per Receipts Report-excluding Refunds & including any Deposits in Transit)	+	0.00	2,278.43	0.00	206,495.81	0.00	192,252.78	36,442,197.15
Prior Year Warrants Voided	+	0.00	0.00	0.00	0.00	0.00	0.00	0.00
Total Resources to Date for Current Year 09/30/2018	=	0.00	600,969.74	0.00	11,112,686.95	0.00	2,685,837.43	119,255,676.39
Current Year Expenditures to Date Enter as a Minus (Per Expenditure Report)	-	0.00	(552,275.42)	0.00	(9,146,550.71)	0.00	(1,922.53)	(40,090,359.44)
Permanent Cash Transfers/Reversions * Provide Full Explanation on Last Page	+OR-	0.00	0.00	0.00	0.00	0.00	0.00	0.00
Total Cash	=	0.00	48,694.32	0.00	1,966,136.24	0.00	2,683,914.90	79,165,316.95
Other Reconciling Items								
Payroll Liabilities	+	0.00	0.00	0.00	0.00	0.00	0.00	3,048,480.38
**Adjustments - Provide Full Explanation on Last Page	-	0.00	0.00	0.00	0.00	0.00	0.00	(1,218,262.95)
TOTAL RECONCILED CASH BALANCE 09/30/2018	=	0.00	48,694.32	0.00	1,966,136.24	0.00	2,683,914.90	80,995,534.38
Total Outstanding Loans *** Provide Full Explanation on Last Page	+OR-	0.00	0.00	0.00	0.00	0.00	0.00	(0.00)
Total Ending Cash 09/30/2018	+OR-	0.00	48,694.32	0.00	1,966,136.24	0.00	2,683,914.90	80,995,534.38

(0.00)

School District: GADSDEN INDEPENDENT SCHOOL DISTRICT
 Charter Name:
 Month/Quarter 09/30/2018

PED Cash Report
 for 2018-2019 Fiscal Year

COUNTY: Dona Ana
 PED No.: 019

B		C		D		E		F		G		H		I		J	
				+		+		+OR-		+OR-		+				+OR-	
From Bank Statements				Adjustments to Bank Statements				Adjusted Bank Balance		Description		Adjustment Amount					
Account Name/Type		Bank	Statement Balance	Overnight Investments	Net Outstanding Items (Checks) Deposits	Outstanding Interbank transfers					From line 12 Grand Total All		80,995,534.38				
Gadsden ISD Accounts Payable (A/P Clearing)	Wells Fargo		0.00	0.00	(134,312.46)	135,194.71			882.25		*Agency Funds Cash		769,846.20				
Gadsden ISD Payroll (Payroll Clearing)	Wells Fargo		0.00	0.00	(138,504.40)	138,504.40			0.00		*Change Fund		(5,920.00)				
Gadsden ISD (Operational/Federal Funds)	Wells Fargo		9,779,255.00	34,646,839.88	(5,523.18)	(273,699.11)			44,146,872.59								
Gadsden ISD School Lunch Program (Food Services Fund)	Wells Fargo		0.00	11,925,191.53	5,656.41	0.00			11,930,847.94								
Gadsden ISD Principal Funds (Activity/Agency Funds)	Wells Fargo		1,518,410.89	0.00	20,836.69	0.00			1,539,247.58								
Gadsden ISD Athletic Fund Account (Athletics Fund)	Wells Fargo		734,705.35	0.00	1,317.75	0.00			736,023.10								
Gadsden ISD Building (Building Funds)	Wells Fargo		0.00	5,207,308.10	325.00	0.00			5,207,633.10								
Gadsden ISD Debt Service (Debt Service Funds)	Bank of the West		4,650,051.14	0.00	0.00	0.00			4,650,051.14								
Gadsden ISD Principal Funds (Activity/Agency Funds)	First American Bank		10,000.00	0.00	0.00	0.00			10,000.00								
Gadsden ISD Building (Building Funds)	First American Bank		200,000.00	2,315,562.29	0.00	0.00			2,515,562.29								
Student Lunch Program (C)	Wells Fargo		0.00	0.00	0.00	0.00			0.00								
Operational Fund (C)	Wells Fargo		0.00	0.00	0.00	0.00			0.00								
Athletics Fund (C)	Wells Fargo		126,561.45	0.00	0.00	0.00			126,561.45								
Activity Funds (C)	Wells Fargo		0.00	0.00	0.00	0.00			0.00								
Building Bond Fund (US Treasury Bills)	Wells Fargo Securities, LLC		0.00	0.00	0.00	0.00			0.00								
Building Fund Government Money Market	Wells Fargo Trust Services		0.00	0.00	0.00	0.00			0.00								
Building Fund - Savings Account	Wells Fargo		5,035,289.58	0.00	0.00	0.00			5,035,289.58								
Gadsden ISD BOK Financial	BOKF		563,538.25	0.00	0.00	0.00			563,538.25								
Gadsden ISD New Mexico Finance Authority	NMFA		5,296,951.31	0.00	0.00	0.00			5,296,951.31				0.00				
Totals			27,914,762.97	54,094,901.80	(250,204.19)	0.00			81,759,460.58				81,759,460.58				

(0.00)

Please provide Page 1 of each of your Bank Statement(s).

Total Cash Balance

82,009,664.77

NOTE: Total Column H must equal total Column J

* PERMANENT CASH TRANSFERS/REVERSIONS (LINE 6)

Please identify all cash transfers and reversions per school district general ledger. Enter the name or fund number on the FROM FUND and TO FUND columns. Please list each transaction separately.

FROM FUND	AMOUNT FROM	TO FUND	Explicit Explanation
Sub-Total	-	-	

** OTHER RECONCILING ITEMS (LINE 8 & 9)

Please identify all reconciling adjustments per school district general ledger. Enter the name or fund number on the FROM FUND and TO FUND columns. Please list each transaction separately.

FROM FUND	AMOUNT FROM	TO FUND	Explicit Explanation
11000	2,612,151.72	Outside Agencies	Payroll liabilities due to outside agencies
13000	1,619.75	Outside Agencies	Payroll liabilities due to outside agencies
21000	100,361.32	Outside Agencies	Payroll liabilities due to outside agencies
23000	-	Outside Agencies	Payroll liabilities due to outside agencies
24000	248,036.93	Outside Agencies	Payroll liabilities due to outside agencies
25000	31,645.32	Outside Agencies	Payroll liabilities due to outside agencies
26000	4,626.82	Outside Agencies	Payroll liabilities due to outside agencies
27000	50,109.88	Outside Agencies	Payroll liabilities due to outside agencies
28000	(71.56)	Outside Agencies	Payroll liabilities due to outside agencies
Sub-Total (per line 8)	<u>3,048,480.38</u>		
11000	(1,205,682.96)	Workers Comp	Accounts Payable
11000	(12,191.37)	Wageworks	Accounts Payable
11001	(241.84)	Outside Vendors	Accounts Payable
23000	50.00	Outside Vendors	Accounts Payable
24101	-	Outside Vendors	Accounts Payable
24106	-	Outside Vendors	Accounts Payable
27128	-	Outside Vendors	Accounts Payable
27149	(196.78)	Outside Vendors	Accounts Payable
Sub-Total (per line 9)	<u>(1,218,262.95)</u>		

*** TOTAL OUTSTANDING LOANS (LINE 11)

Please identify all outstanding loans per school district general ledger. Enter the name or fund number on the FROM FUND and TO FUND columns. Please list each transaction separately.

FROM FUND	AMOUNT FROM	TO FUND	Explicit Explanation
11000	(1,250,382.39)	24000	(2,274,727.97) 0.00
11000	0.00	25000	
11000	0.00	26000	
11000	(1,024,274.02)	27000	
11000	(71.56)	28000	
11000	0.00	29000	
11000	0.00	12000	
11000	0.00	13000	
11000	0.00	14000	
11000	0.00	21000	
11000	0.00	22000	
11000	0.00	31100	
11000	0.00	31700	
11000	0.00	31900	
24000	1,250,382.39	11000	1,250,382.39 -
25000	-	11000	-
26000	-	11000	-
27000	1,024,274.02	11000	1,024,274.02 -
28000	71.56	11000	71.56 -
29000	-	11000	-
12000	-	11000	-
13000	-	11000	-
14000	-	11000	-
21000	-	11000	-
22000	-	11000	-
23000	-	29000	-
31100	0.00	11000	-
31400	0.00	11000	-
31500	0.00	11000	-
31600	0.00	11000	-
31700	0.00	11000	-
31701	0.00	11000	-
31900	0.00	11000	-
	<u>(0.00)</u>		<u>(0.00) 0.00</u>

I, hereby, certify that the information contained in this cash report reconciles to the General Ledger.

Signature of Licenced Business Manager _____

Date _____

**Summary of Investments
As of September 30, 2018**

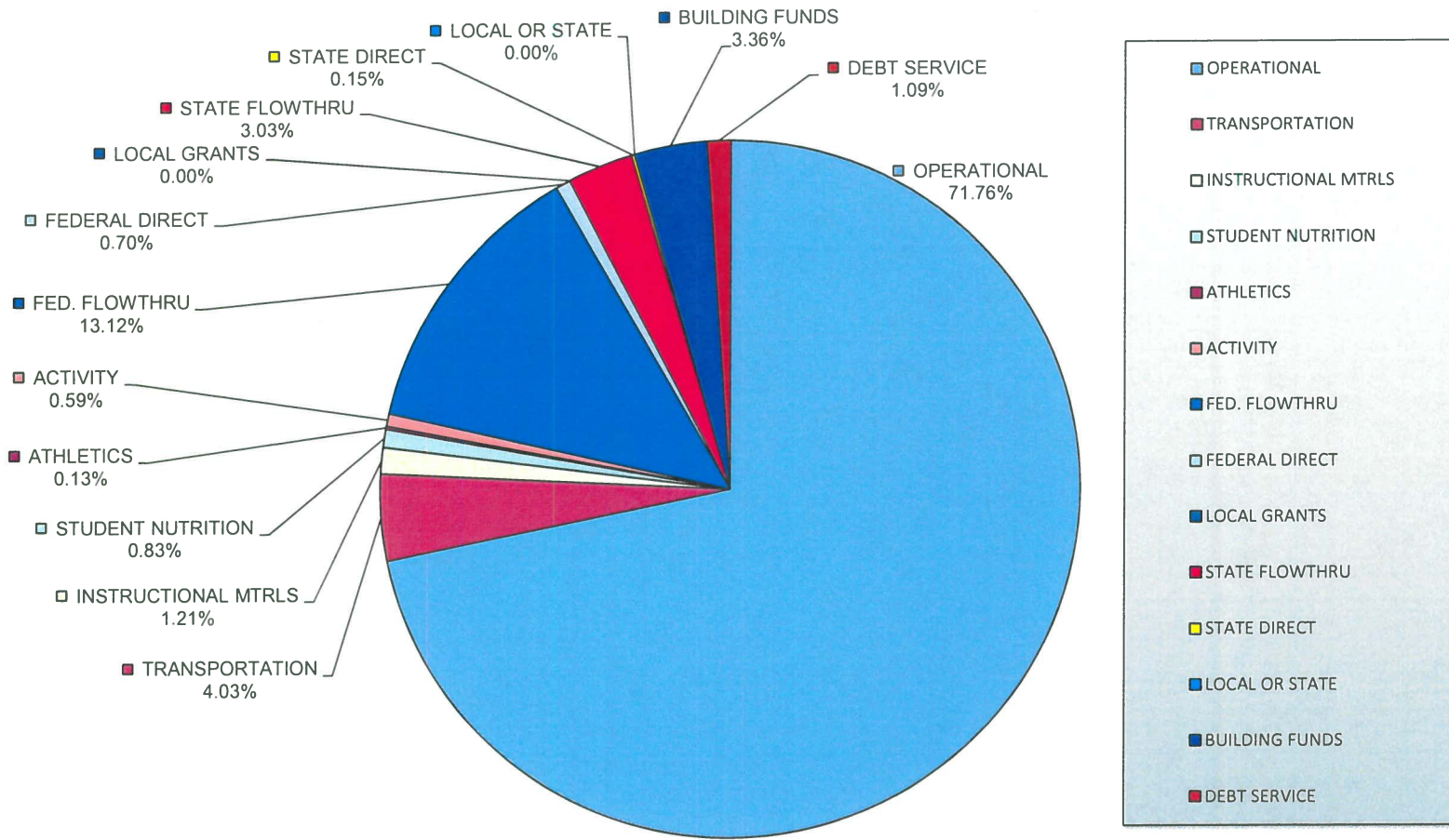
Uninsured / Uncollateralized Funds:

	Wells Fargo Bank			Bank of the West	First American Bank			BOK Financial	NMFA	Total
	Deposit & Savings Accounts and CDs	Repo Accounts	Wells Fargo Trust Services	Deposit Account	Deposit Account	Repo Account	US Treasury	US Treasury		
Deposits, CDs and Treasury Bills	17,194,222.27	51,779,339.51	-	4,650,051.14	210,000.00	2,315,562.29	563,538.25	5,296,951.31	82,009,664.77	
Less FDIC insurance	500,000.00	-	-	250,000.00	250,000.00	-	-	-		
Less investments in US Obligations	-	-	-	-	-	-	563,538.25	5,296,951.31		
Uninsured public funds	16,694,222.27	51,779,339.51	-	4,400,051.14	-	2,315,562.29	-	-		
50%/102% collateral requirement	8,347,111.14	52,814,926.30	-	2,200,025.57	-	2,361,873.54	-	-		
Pledged Security - Market Value	10,129,934.23	52,824,026.07	-	3,816,746.00	-	3,135,260.13	-	-		
Over (under) - Collateralized	1,782,823.10	9,099.77	-	1,616,720.43	-	773,386.59	-	-		
Uninsured / Uncollateralized Funds	6,564,288.04			583,305.14					7,147,593.18	

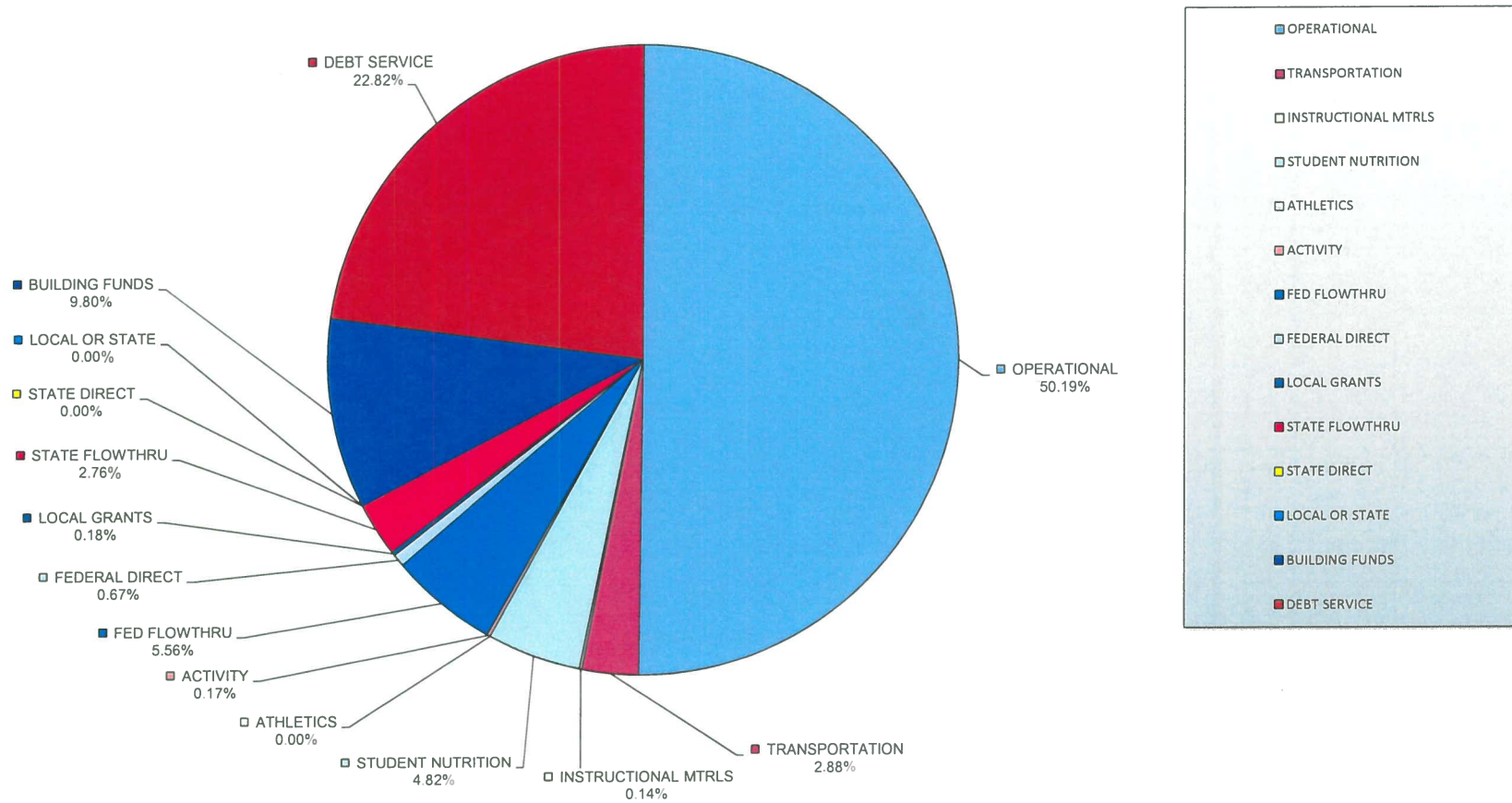
Investments in CDs:

Certificates of Deposit			
Account Name	Interest Rate	Maturity Date	Bank Balance
Operational - 7658	0.01%	Closed	\$ -
Athletics - 7690	0.01%	10/25/2018	\$ 101,364.64
Athletics - 9305	0.01%	10/26/2018	\$ 25,196.81
			\$ 126,561.45

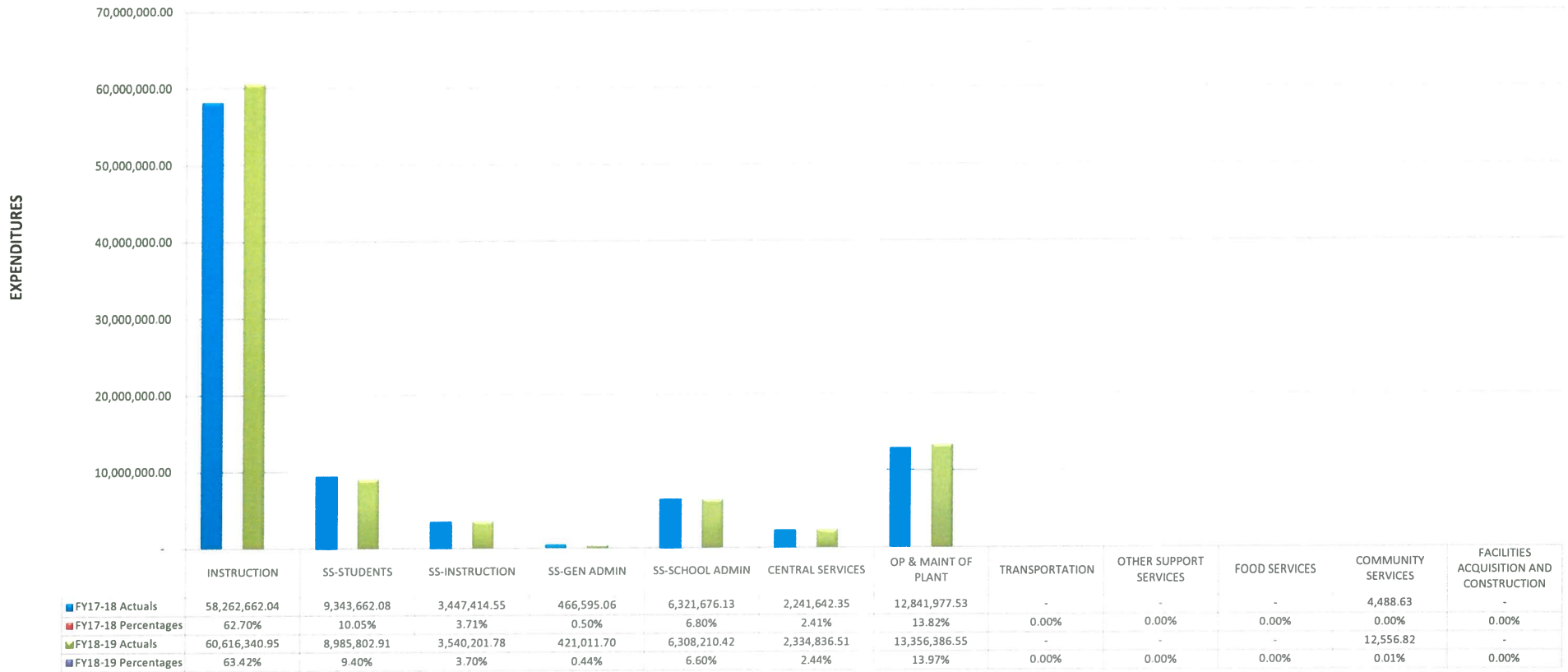
GISD 2018-19 REVENUES BY FUND SEPTEMBER 2018



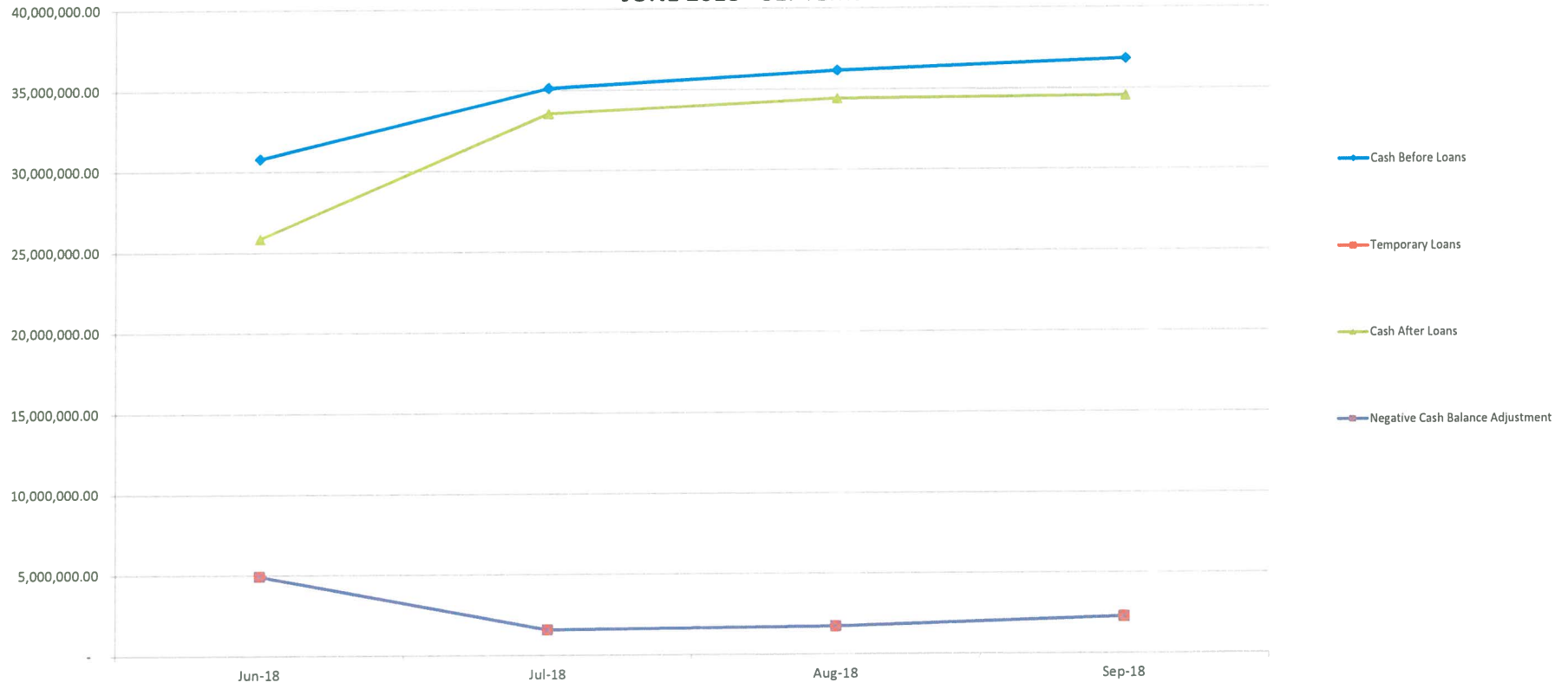
GISD 2018-19 EXPENDITURES BY FUND SEPTEMBER 2018



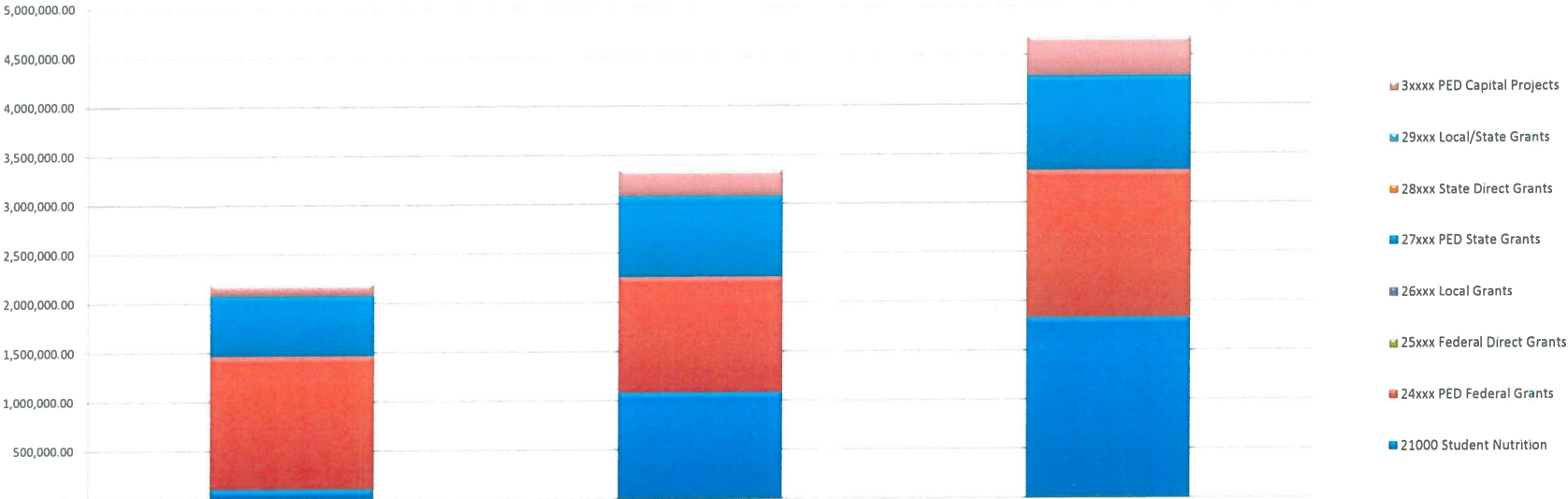
**OPERATIONAL FUND EXPENDITURES AND ENCUMBRANCES FOR SEPTEMBER 2017
COMPARED TO SEPTEMBER 2018**



GISD 2018-19 Cash Balance / Temporary Loan Balance Trend JUNE 2018 - SEPTEMBER 2018



GISD 2018-19 Outstanding Reimbursements September 2018



	Jul-18	Aug-18	Sep-18
3xxxx PED Capital Projects	119,075.13	263,355.10	395,511.01
29xxx Local/State Grants	-	-	-
28xxx State Direct Grants	-	-	-
27xxx PED State Grants	613,253.10	825,523.43	956,334.26
26xxx Local Grants	-	-	-
25xxx Federal Direct Grants	-	-	-
24xxx PED Federal Grants	1,353,218.09	1,172,073.01	1,498,504.79
21000 Student Nutrition	110,211.11	1,086,456.13	1,831,163.39

Gadsden Independent Schools

Revenue Report - All Funds

From Date: 7/1/2018

To Date: 9/30/2018

Fiscal Year: 2018-2019

- Include pre encumbrance Print accounts with zero balance Filter Encumbrance Detail by Date Range
 Exclude inactive accounts with zero balance

Account Number	Description	Budget	Adjustments	GL Budget	Current	YTD	Balance	Encumbrance	Budget Bal	% Rem
11000.0000.41110.0000.000000.0000.00.0000	AD VALOREM TAXES - SCHOOL DISTRICT	(\$377,876.00)	\$0.00	(\$377,876.00)	(\$10,189.20)	(\$10,189.20)	(\$367,686.80)	\$0.00	(\$367,686.80)	97.30%
11000.0000.41500.0000.000000.0000.00.0000	INVESTMENT INCOME	(\$2,000.00)	\$0.00	(\$2,000.00)	(\$15,471.90)	(\$15,471.90)	\$13,471.90	\$0.00	\$13,471.90	-673.60%
11000.0000.41705.0000.000000.0000.00.0000	FEES - USERS	\$0.00	\$0.00	\$0.00	(\$166.00)	(\$166.00)	\$166.00	\$0.00	\$166.00	0.00%
11000.0000.41706.0000.000000.0000.00.0000	FEES - SUMMER SCHOOL	\$0.00	\$0.00	\$0.00	(\$872.00)	(\$872.00)	\$872.00	\$0.00	\$872.00	0.00%
11000.0000.41910.0000.000000.0000.00.0000	RENTALS	(\$35,000.00)	\$0.00	(\$35,000.00)	(\$43,828.86)	(\$43,828.86)	\$8,828.86	\$0.00	\$8,828.86	-25.23%
11000.0000.41953.0000.000000.0000.00.0000	INSURANCE RECOVERIES	\$0.00	\$0.00	\$0.00	(\$304.75)	(\$304.75)	\$304.75	\$0.00	\$304.75	0.00%
11000.0000.41980.0000.000000.0000.00.0000	REFUND OF PRIOR YEAR'S EXPENDITURES	\$0.00	\$0.00	\$0.00	(\$3,448.34)	(\$3,448.34)	\$3,448.34	\$0.00	\$3,448.34	0.00%
11000.0000.43101.0000.000000.0000.00.0000	STATE EQUALIZATION GUARANTEE	(\$103,602,862.00)	\$0.00	(\$103,602,862.00)	(\$25,900,714.00)	(\$25,900,714.00)	(\$77,702,148.00)	\$0.00	(\$77,702,148.00)	75.00%
11000.0000.43212.0000.000000.0000.00.0000	STATE FLOWTHROUGH - INDIRECT COSTS	\$0.00	\$0.00	\$0.00	(\$3,622.64)	(\$3,622.64)	\$3,622.64	\$0.00	\$3,622.64	0.00%
11000.0000.43213.0000.000000.0000.00.0000	OTHER GRANTS - INDIRECT COSTS	\$0.00	\$0.00	\$0.00	(\$1,445.13)	(\$1,445.13)	\$1,445.13	\$0.00	\$1,445.13	0.00%
11000.0000.43216.0000.000000.0000.00.0000	FEES - GOVERNMENTAL AGENCIES	(\$80,000.00)	\$0.00	(\$80,000.00)	(\$32,379.56)	(\$32,379.56)	(\$47,620.44)	\$0.00	(\$47,620.44)	59.53%
11000.0000.44107.0000.000000.0000.00.0000	FEDERAL DIRECT - INDIRECT COSTS	(\$10,000.00)	\$0.00	(\$10,000.00)	(\$5,255.22)	(\$5,255.22)	(\$4,744.78)	\$0.00	(\$4,744.78)	47.45%
11000.0000.44205.0000.000000.0000.00.0000	FEDERAL FLOWTHROUGH - INDIRECT COSTS	(\$140,000.00)	\$0.00	(\$140,000.00)	(\$43,046.81)	(\$43,046.81)	(\$96,953.19)	\$0.00	(\$96,953.19)	69.25%
11000.0000.45304.0000.000000.0000.00.0000	SALE OF PERSONAL PROPERTY/EQUIPMENT	\$0.00	\$0.00	\$0.00	(\$292.00)	(\$292.00)	\$292.00	\$0.00	\$292.00	0.00%
11000.0000.46100.0000.000000.0000.00.0000	ACCESS BOARD (E-RATE)	\$0.00	\$0.00	\$0.00	(\$90,652.54)	(\$90,652.54)	\$90,652.54	\$0.00	\$90,652.54	0.00%
	Function: REVENUE/BALANCE SHEET - 0000	(\$104,247,738.00)	\$0.00	(\$104,247,738.00)	(\$26,151,688.95)	(\$26,151,688.95)	(\$78,096,049.05)	\$0.00	(\$78,096,049.05)	74.91%
	Fund: OPERATIONAL - 11000	(\$104,247,738.00)	\$0.00	(\$104,247,738.00)	(\$26,151,688.95)	(\$26,151,688.95)	(\$78,096,049.05)	\$0.00	(\$78,096,049.05)	74.91%
13000.0000.43206.0000.000000.0000.00.0000	TRANSPORTATION DISTRIBUTION	(\$5,382,369.00)	\$0.00	(\$5,382,369.00)	(\$1,467,918.00)	(\$1,467,918.00)	(\$3,914,451.00)	\$0.00	(\$3,914,451.00)	72.73%
	Function: REVENUE/BALANCE SHEET - 0000	(\$5,382,369.00)	\$0.00	(\$5,382,369.00)	(\$1,467,918.00)	(\$1,467,918.00)	(\$3,914,451.00)	\$0.00	(\$3,914,451.00)	72.73%
	Fund: PUPIL TRANSPORTATION - 13000	(\$5,382,369.00)	\$0.00	(\$5,382,369.00)	(\$1,467,918.00)	(\$1,467,918.00)	(\$3,914,451.00)	\$0.00	(\$3,914,451.00)	72.73%
14000.0000.41980.0000.000000.0000.00.0000	REFUND OF PRIOR YEAR'S EXPENDITURES	\$0.00	\$0.00	\$0.00	(\$109.67)	(\$109.67)	\$109.67	\$0.00	\$109.67	0.00%
14000.0000.43207.0000.000000.0000.00.0000	INSTRUCTIONAL MATERIALS - CREDIT	(\$220,529.00)	\$0.00	(\$220,529.00)	\$0.00	\$0.00	(\$220,529.00)	\$0.00	(\$220,529.00)	100.00%
14000.0000.43211.0000.000000.0000.00.0000	INSTRUCTIONAL MATERIALS - CASH	(\$220,527.00)	\$0.00	(\$220,527.00)	(\$441,055.50)	(\$441,055.50)	\$220,528.50	\$0.00	\$220,528.50	-100.00%
	Function: REVENUE/BALANCE SHEET - 0000	(\$441,056.00)	\$0.00	(\$441,056.00)	(\$441,165.17)	(\$441,165.17)	\$109.17	\$0.00	\$109.17	-0.02%
	Fund: INSTRUCTIONAL MATERIALS - 14000	(\$441,056.00)	\$0.00	(\$441,056.00)	(\$441,165.17)	(\$441,165.17)	\$109.17	\$0.00	\$109.17	-0.02%
21000.0000.41500.0000.000000.0000.00.0000	INVESTMENT INCOME	(\$7,100.00)	\$0.00	(\$7,100.00)	(\$5,906.50)	(\$5,906.50)	(\$1,193.50)	\$0.00	(\$1,193.50)	16.81%
21000.0000.41603.0000.000000.0000.00.0000	FEES-ADULTS/FOOD SERVICES	(\$55,000.00)	\$0.00	(\$55,000.00)	(\$12,715.90)	(\$12,715.90)	(\$42,284.10)	\$0.00	(\$42,284.10)	76.88%
21000.0000.41605.0000.000000.0000.00.0000	FEES - OTHER/FOOD SERVICES	(\$110,000.00)	\$0.00	(\$110,000.00)	(\$25,854.24)	(\$25,854.24)	(\$84,145.76)	\$0.00	(\$84,145.76)	76.50%
21000.0000.41953.0000.000000.0000.00.0000	INSURANCE RECOVERIES	\$0.00	\$0.00	\$0.00	(\$370.00)	(\$370.00)	\$370.00	\$0.00	\$370.00	0.00%
21000.0000.41980.0000.000000.0000.00.0000	REFUND OF PRIOR YEAR'S EXPENDITURES	\$0.00	\$0.00	\$0.00	(\$373.94)	(\$373.94)	\$373.94	\$0.00	\$373.94	0.00%
21000.0000.43203.0000.000000.0000.00.0000	STATE DIRECT GRANTS	(\$165,000.00)	\$0.00	(\$165,000.00)	\$0.00	\$0.00	(\$165,000.00)	\$0.00	(\$165,000.00)	100.00%
21000.0000.44500.0000.000000.0000.00.0000	RESTRICTED GRANTS-IN-AID FROM THE FEDERAL	(\$7,724,102.00)	\$0.00	(\$7,724,102.00)	(\$258,194.17)	(\$258,194.17)	(\$7,465,907.83)	\$0.00	(\$7,465,907.83)	96.66%
	Function: REVENUE/BALANCE SHEET - 0000	(\$8,061,202.00)	\$0.00	(\$8,061,202.00)	(\$303,414.75)	(\$303,414.75)	(\$7,757,787.25)	\$0.00	(\$7,757,787.25)	96.24%

Gadsden Independent Schools

Revenue Report - All Funds

From Date: 7/1/2018

To Date: 9/30/2018

Fiscal Year: 2018-2019

Include pre encumbrance

Print accounts with zero balance

Filter Encumbrance Detail by Date Range

Exclude inactive accounts with zero balance

Account Number	Description	Budget	Adjustments	GL Budget	Current	YTD	Balance	Encumbrance	Budget Bal	% Rem
	Fund: FOOD SERVICES - 21000	(\$8,061,202.00)	\$0.00	(\$8,061,202.00)	(\$303,414.75)	(\$303,414.75)	(\$7,757,787.25)	\$0.00	(\$7,757,787.25)	96.24%
22000.0000.41500.0000.000000.0000.00.0000	INVESTMENT INCOME	\$0.00	\$0.00	\$0.00	(\$3.16)	(\$3.16)	\$3.16	\$0.00	\$3.16	0.00%
22000.0000.41705.0000.000000.0000.00.0000	FEES - USERS	(\$110,000.00)	\$0.00	(\$110,000.00)	(\$48,283.75)	(\$48,283.75)	(\$61,716.25)	\$0.00	(\$61,716.25)	56.11%
	Function: REVENUE/BALANCE SHEET - 0000	(\$110,000.00)	\$0.00	(\$110,000.00)	(\$48,286.91)	(\$48,286.91)	(\$61,713.09)	\$0.00	(\$61,713.09)	56.10%
	Fund: ATHLETICS - 22000	(\$110,000.00)	\$0.00	(\$110,000.00)	(\$48,286.91)	(\$48,286.91)	(\$61,713.09)	\$0.00	(\$61,713.09)	56.10%
23000.0000.41701.0000.000000.0000.00.0000	FEES - ACTIVITIES	(\$380,000.00)	\$0.00	(\$380,000.00)	(\$176,922.10)	(\$176,922.10)	(\$203,077.90)	\$0.00	(\$203,077.90)	53.44%
23000.0000.41705.0000.000000.0000.00.0000	FEES - USERS	\$0.00	\$0.00	\$0.00	(\$100.00)	(\$100.00)	\$100.00	\$0.00	\$100.00	0.00%
23000.0000.41706.0000.000000.0000.00.0000	FEES - SUMMER SCHOOL	\$0.00	\$0.00	\$0.00	(\$175.00)	(\$175.00)	\$175.00	\$0.00	\$175.00	0.00%
23000.0000.41920.0000.000000.0000.00.0000	CONTRIBUTIONS AND DONATIONS FROM PRIVATE	(\$40,000.00)	\$0.00	(\$40,000.00)	(\$37,876.75)	(\$37,876.75)	(\$2,123.25)	\$0.00	(\$2,123.25)	5.31%
	Function: REVENUE/BALANCE SHEET - 0000	(\$420,000.00)	\$0.00	(\$420,000.00)	(\$215,073.85)	(\$215,073.85)	(\$204,926.15)	\$0.00	(\$204,926.15)	48.79%
	Fund: NON-INSTRUCTIONAL SUPPORT - 23000	(\$420,000.00)	\$0.00	(\$420,000.00)	(\$215,073.85)	(\$215,073.85)	(\$204,926.15)	\$0.00	(\$204,926.15)	48.79%
24101.0000.44500.0000.000000.0000.00.0000	RESTRICTED GRANTS-IN-AID FROM THE FEDERAL	(\$7,912,811.00)	\$0.00	(\$7,912,811.00)	(\$2,731,500.50)	(\$2,731,500.50)	(\$5,181,310.50)	\$0.00	(\$5,181,310.50)	65.48%
24101.0000.44504.0000.000000.0000.00.0000	REVENUE-CARRYOVER	(\$730,965.00)	\$0.00	(\$730,965.00)	\$0.00	\$0.00	(\$730,965.00)	\$0.00	(\$730,965.00)	100.00%
	Function: REVENUE/BALANCE SHEET - 0000	(\$8,643,776.00)	\$0.00	(\$8,643,776.00)	(\$2,731,500.50)	(\$2,731,500.50)	(\$5,912,275.50)	\$0.00	(\$5,912,275.50)	68.40%
	Fund: TITLE I - IASA - 24101	(\$8,643,776.00)	\$0.00	(\$8,643,776.00)	(\$2,731,500.50)	(\$2,731,500.50)	(\$5,912,275.50)	\$0.00	(\$5,912,275.50)	68.40%
24103.0000.44500.0000.000000.0000.00.0000	RESTRICTED GRANTS-IN-AID FROM THE FEDERAL	(\$61,147.00)	\$0.00	(\$61,147.00)	(\$13,616.25)	(\$13,616.25)	(\$47,530.75)	\$0.00	(\$47,530.75)	77.73%
	Function: REVENUE/BALANCE SHEET - 0000	(\$61,147.00)	\$0.00	(\$61,147.00)	(\$13,616.25)	(\$13,616.25)	(\$47,530.75)	\$0.00	(\$47,530.75)	77.73%
	Fund: MIGRANT CHILDREN EDUCATION - 24103	(\$61,147.00)	\$0.00	(\$61,147.00)	(\$13,616.25)	(\$13,616.25)	(\$47,530.75)	\$0.00	(\$47,530.75)	77.73%
24106.0000.44500.0000.000000.0000.00.0000	RESTRICTED GRANTS-IN-AID FROM THE FEDERAL	(\$3,006,815.00)	\$0.00	(\$3,006,815.00)	(\$1,224,516.85)	(\$1,224,516.85)	(\$1,782,298.15)	\$0.00	(\$1,782,298.15)	59.28%
24106.0000.44504.0000.000000.0000.00.0000	REVENUE-CARRYOVER	(\$485,275.00)	\$0.00	(\$485,275.00)	\$0.00	\$0.00	(\$485,275.00)	\$0.00	(\$485,275.00)	100.00%
	Function: REVENUE/BALANCE SHEET - 0000	(\$3,492,090.00)	\$0.00	(\$3,492,090.00)	(\$1,224,516.85)	(\$1,224,516.85)	(\$2,267,573.15)	\$0.00	(\$2,267,573.15)	64.93%
	Fund: ENTITLEMENT IDEA-B - 24106	(\$3,492,090.00)	\$0.00	(\$3,492,090.00)	(\$1,224,516.85)	(\$1,224,516.85)	(\$2,267,573.15)	\$0.00	(\$2,267,573.15)	64.93%
24108.0000.44500.0000.000000.0000.00.0000	RESTRICTED GRANTS-IN-AID FROM THE FEDERAL	\$0.00	\$0.00	\$0.00	(\$2,440.41)	(\$2,440.41)	\$2,440.41	\$0.00	\$2,440.41	0.00%
	Function: REVENUE/BALANCE SHEET - 0000	\$0.00	\$0.00	\$0.00	(\$2,440.41)	(\$2,440.41)	\$2,440.41	\$0.00	\$2,440.41	0.00%
	Fund: NEW MEXICO AUTISM PROJECT - 24108	\$0.00	\$0.00	\$0.00	(\$2,440.41)	(\$2,440.41)	\$2,440.41	\$0.00	\$2,440.41	0.00%
24109.0000.44500.0000.000000.0000.00.0000	RESTRICTED GRANTS-IN-AID FROM THE FEDERAL	(\$68,112.00)	(\$22,173.00)	(\$90,285.00)	(\$20,977.67)	(\$20,977.67)	(\$69,307.33)	\$0.00	(\$69,307.33)	76.77%
	Function: REVENUE/BALANCE SHEET - 0000	(\$68,112.00)	(\$22,173.00)	(\$90,285.00)	(\$20,977.67)	(\$20,977.67)	(\$69,307.33)	\$0.00	(\$69,307.33)	76.77%
	Fund: PRESCHOOL IDEA-B - 24109	(\$68,112.00)	(\$22,173.00)	(\$90,285.00)	(\$20,977.67)	(\$20,977.67)	(\$69,307.33)	\$0.00	(\$69,307.33)	76.77%
24113.0000.44500.0000.000000.0000.00.0000	RESTRICTED GRANTS-IN-AID FROM THE FEDERAL	\$0.00	\$0.00	\$0.00	(\$830.22)	(\$830.22)	\$830.22	\$0.00	\$830.22	0.00%
	Function: REVENUE/BALANCE SHEET - 0000	\$0.00	\$0.00	\$0.00	(\$830.22)	(\$830.22)	\$830.22	\$0.00	\$830.22	0.00%

Gadsden Independent Schools

Revenue Report - All Funds

From Date: 7/1/2018

To Date: 9/30/2018

Fiscal Year: 2018-2019

Include pre encumbrance

Print accounts with zero balance

Filter Encumbrance Detail by Date Range

Exclude inactive accounts with zero balance

Account Number	Description	Budget	Adjustments	GL Budget	Current	YTD	Balance	Encumbrance	Budget Bal	% Rem
Fund: EDUCATION OF HOMELESS - 24113		\$0.00	\$0.00	\$0.00	(\$830.22)	(\$830.22)	\$830.22	\$0.00	\$830.22	0.00%
24145.0000.44500.0000.00000000.0000.00.0000	RESTRICTED GRANTS-IN-AID FROM THE FEDERAL	\$0.00	(\$690,000.00)	(\$690,000.00)	\$0.00	\$0.00	(\$690,000.00)	\$0.00	(\$690,000.00)	100.00%
Function: REVENUE/BALANCE SHEET - 0000		\$0.00	(\$690,000.00)	(\$690,000.00)	\$0.00	\$0.00	(\$690,000.00)	\$0.00	(\$690,000.00)	100.00%
VING READERS COMPREHENSIVE READING INITIATIVE - 24145		\$0.00	(\$690,000.00)	(\$690,000.00)	\$0.00	\$0.00	(\$690,000.00)	\$0.00	(\$690,000.00)	100.00%
24153.0000.44500.0000.00000000.0000.00.0000	RESTRICTED GRANTS-IN-AID FROM THE FEDERAL	(\$409,140.00)	\$0.00	(\$409,140.00)	(\$167,112.70)	(\$167,112.70)	(\$242,027.30)	\$0.00	(\$242,027.30)	59.16%
Function: REVENUE/BALANCE SHEET - 0000		(\$409,140.00)	\$0.00	(\$409,140.00)	(\$167,112.70)	(\$167,112.70)	(\$242,027.30)	\$0.00	(\$242,027.30)	59.16%
Fund: ENGLISH LANGUAGE ACQUISITION - 24153		(\$409,140.00)	\$0.00	(\$409,140.00)	(\$167,112.70)	(\$167,112.70)	(\$242,027.30)	\$0.00	(\$242,027.30)	59.16%
24154.0000.44500.0000.00000000.0000.00.0000	RESTRICTED GRANTS-IN-AID FROM THE FEDERAL	(\$864,039.00)	\$0.00	(\$864,039.00)	(\$352,777.65)	(\$352,777.65)	(\$511,261.35)	\$0.00	(\$511,261.35)	59.17%
24154.0000.44504.0000.00000000.0000.00.0000	REVENUE-CARRYOVER	(\$578,022.00)	\$0.00	(\$578,022.00)	\$0.00	\$0.00	(\$578,022.00)	\$0.00	(\$578,022.00)	100.00%
Function: REVENUE/BALANCE SHEET - 0000		(\$1,442,061.00)	\$0.00	(\$1,442,061.00)	(\$352,777.65)	(\$352,777.65)	(\$1,089,283.35)	\$0.00	(\$1,089,283.35)	75.54%
Fund: TEACHER/PRINCIPAL TRAINING & RECRUITING - 24154		(\$1,442,061.00)	\$0.00	(\$1,442,061.00)	(\$352,777.65)	(\$352,777.65)	(\$1,089,283.35)	\$0.00	(\$1,089,283.35)	75.54%
24163.0000.44500.0000.00000000.0000.00.0000	RESTRICTED GRANTS-IN-AID FROM THE FEDERAL	(\$50,000.00)	\$0.00	(\$50,000.00)	(\$4,182.68)	(\$4,182.68)	(\$45,817.32)	\$0.00	(\$45,817.32)	91.63%
Function: REVENUE/BALANCE SHEET - 0000		(\$50,000.00)	\$0.00	(\$50,000.00)	(\$4,182.68)	(\$4,182.68)	(\$45,817.32)	\$0.00	(\$45,817.32)	91.63%
Fund: IMMIGRANT FUNDING - TITLE III - 24163		(\$50,000.00)	\$0.00	(\$50,000.00)	(\$4,182.68)	(\$4,182.68)	(\$45,817.32)	\$0.00	(\$45,817.32)	91.63%
24171.0000.44500.0000.00000000.0000.00.0000	RESTRICTED GRANTS-IN-AID FROM THE FEDERAL	\$0.00	\$0.00	\$0.00	(\$2,706.07)	(\$2,706.07)	\$2,706.07	\$0.00	\$2,706.07	0.00%
Function: REVENUE/BALANCE SHEET - 0000		\$0.00	\$0.00	\$0.00	(\$2,706.07)	(\$2,706.07)	\$2,706.07	\$0.00	\$2,706.07	0.00%
Fund: CARL D. PERKINS SPECIAL PROJECTS - 24171		\$0.00	\$0.00	\$0.00	(\$2,706.07)	(\$2,706.07)	\$2,706.07	\$0.00	\$2,706.07	0.00%
24172.0000.44500.0000.00000000.0000.00.0000	RESTRICTED GRANTS-IN-AID FROM THE FEDERAL	\$0.00	(\$19,880.00)	(\$19,880.00)	(\$13,622.10)	(\$13,622.10)	(\$6,257.90)	\$0.00	(\$6,257.90)	31.48%
Function: REVENUE/BALANCE SHEET - 0000		\$0.00	(\$19,880.00)	(\$19,880.00)	(\$13,622.10)	(\$13,622.10)	(\$6,257.90)	\$0.00	(\$6,257.90)	31.48%
PERKINS SPECIAL PROJECTS UNLIQUIDATED OBLIGAT - 24172		\$0.00	(\$19,880.00)	(\$19,880.00)	(\$13,622.10)	(\$13,622.10)	(\$6,257.90)	\$0.00	(\$6,257.90)	31.48%
24174.0000.44500.0000.00000000.0000.00.0000	RESTRICTED GRANTS-IN-AID FROM THE FEDERAL	(\$220,244.00)	\$0.00	(\$220,244.00)	(\$114,801.33)	(\$114,801.33)	(\$105,442.67)	\$0.00	(\$105,442.67)	47.88%
Function: REVENUE/BALANCE SHEET - 0000		(\$220,244.00)	\$0.00	(\$220,244.00)	(\$114,801.33)	(\$114,801.33)	(\$105,442.67)	\$0.00	(\$105,442.67)	47.88%
Fund: CARL D PERKINS SECONDARY - CURRENT - 24174		(\$220,244.00)	\$0.00	(\$220,244.00)	(\$114,801.33)	(\$114,801.33)	(\$105,442.67)	\$0.00	(\$105,442.67)	47.88%
24176.0000.44500.0000.00000000.0000.00.0000	RESTRICTED GRANTS-IN-AID FROM THE FEDERAL	(\$21,969.00)	\$17,972.00	(\$3,997.00)	(\$34,817.42)	(\$34,817.42)	\$30,820.42	\$0.00	\$30,820.42	-771.09%
Function: REVENUE/BALANCE SHEET - 0000		(\$21,969.00)	\$17,972.00	(\$3,997.00)	(\$34,817.42)	(\$34,817.42)	\$30,820.42	\$0.00	\$30,820.42	-771.09%
Fund: CARL PERKINS REDISTRIBUTION - 24176		(\$21,969.00)	\$17,972.00	(\$3,997.00)	(\$34,817.42)	(\$34,817.42)	\$30,820.42	\$0.00	\$30,820.42	-771.09%
24189.0000.44500.0000.00000000.0000.00.0000	RESTRICTED GRANTS-IN-AID FROM THE FEDERAL	\$0.00	\$0.00	\$0.00	(\$96,676.05)	(\$96,676.05)	\$96,676.05	\$0.00	\$96,676.05	0.00%
Function: REVENUE/BALANCE SHEET - 0000		\$0.00	\$0.00	\$0.00	(\$96,676.05)	(\$96,676.05)	\$96,676.05	\$0.00	\$96,676.05	0.00%
E IV-STUDENT SUPPORT AND ACADEMIC ENRICHMENT - 24189		\$0.00	\$0.00	\$0.00	(\$96,676.05)	(\$96,676.05)	\$96,676.05	\$0.00	\$96,676.05	0.00%

Gadsden Independent Schools

Revenue Report - All Funds

From Date: 7/1/2018

To Date: 9/30/2018

Fiscal Year: 2018-2019

Include pre encumbrance

Print accounts with zero balance

Filter Encumbrance Detail by Date Range

Exclude inactive accounts with zero balance

Account Number	Description	Budget	Adjustments	GL Budget	Current	YTD	Balance	Encumbrance	Budget Bal	% Rem
25153.0000.44301.0000.000000.0000.00.0000	OTHER RESTRICTED GRANTS - FEDERAL DIRECT	(\$1,000,000.00)	\$0.00	(\$1,000,000.00)	(\$254,574.39)	(\$254,574.39)	(\$745,425.61)	\$0.00	(\$745,425.61)	74.54%
Function: REVENUE/BALANCE SHEET - 0000		(\$1,000,000.00)	\$0.00	(\$1,000,000.00)	(\$254,574.39)	(\$254,574.39)	(\$745,425.61)	\$0.00	(\$745,425.61)	74.54%
Fund: TITLE XIX MEDICAID 3/21 YEARS - 25153		(\$1,000,000.00)	\$0.00	(\$1,000,000.00)	(\$254,574.39)	(\$254,574.39)	(\$745,425.61)	\$0.00	(\$745,425.61)	74.54%
27103.0000.43202.0000.000000.0000.00.0000	RESTRICTED GRANTS - STATE SOURCES	\$0.00	\$0.00	\$0.00	(\$5,841.00)	(\$5,841.00)	\$5,841.00	\$0.00	\$5,841.00	0.00%
Function: REVENUE/BALANCE SHEET - 0000		\$0.00	\$0.00	\$0.00	(\$5,841.00)	(\$5,841.00)	\$5,841.00	\$0.00	\$5,841.00	0.00%
Fund: 2009 DUAL CREDIT INSTRUCTIONAL MATERIALS - 27103		\$0.00	\$0.00	\$0.00	(\$5,841.00)	(\$5,841.00)	\$5,841.00	\$0.00	\$5,841.00	0.00%
27107.0000.43204.0000.000000.0000.00.0000	RESTRICTED GRANTS-STATE PY BALANCES	(\$98,383.00)	\$0.00	(\$98,383.00)	\$0.00	\$0.00	(\$98,383.00)	\$0.00	(\$98,383.00)	100.00%
Function: REVENUE/BALANCE SHEET - 0000		(\$98,383.00)	\$0.00	(\$98,383.00)	\$0.00	\$0.00	(\$98,383.00)	\$0.00	(\$98,383.00)	100.00%
Fund: 2012 GO BOND STUDENT LIBRARY - 27107		(\$98,383.00)	\$0.00	(\$98,383.00)	\$0.00	\$0.00	(\$98,383.00)	\$0.00	(\$98,383.00)	100.00%
27114.0000.43202.0000.000000.0000.00.0000	RESTRICTED GRANTS - STATE SOURCES	(\$146,255.00)	\$0.00	(\$146,255.00)	(\$124,414.17)	(\$124,414.17)	(\$21,840.83)	\$0.00	(\$21,840.83)	14.93%
Function: REVENUE/BALANCE SHEET - 0000		(\$146,255.00)	\$0.00	(\$146,255.00)	(\$124,414.17)	(\$124,414.17)	(\$21,840.83)	\$0.00	(\$21,840.83)	14.93%
Fund: NM READS TO LEAD! K-3 INITIATIVE - 27114		(\$146,255.00)	\$0.00	(\$146,255.00)	(\$124,414.17)	(\$124,414.17)	(\$21,840.83)	\$0.00	(\$21,840.83)	14.93%
27128.0000.43202.0000.000000.0000.00.0000	RESTRICTED GRANTS - STATE SOURCES	\$0.00	\$0.00	\$0.00	(\$35,797.37)	(\$35,797.37)	\$35,797.37	\$0.00	\$35,797.37	0.00%
Function: REVENUE/BALANCE SHEET - 0000		\$0.00	\$0.00	\$0.00	(\$35,797.37)	(\$35,797.37)	\$35,797.37	\$0.00	\$35,797.37	0.00%
Fund: RECRUITMENT SUPPORT FUND - 27128		\$0.00	\$0.00	\$0.00	(\$35,797.37)	(\$35,797.37)	\$35,797.37	\$0.00	\$35,797.37	0.00%
27149.0000.41980.0000.000000.0000.00.0000	REFUND OF PRIOR YEAR'S EXPENDITURES	\$0.00	\$0.00	\$0.00	(\$25.00)	(\$25.00)	\$25.00	\$0.00	\$25.00	0.00%
27149.0000.43202.0000.000000.0000.00.0000	RESTRICTED GRANTS - STATE SOURCES	(\$2,228,844.00)	\$0.00	(\$2,228,844.00)	(\$402,806.47)	(\$402,806.47)	(\$1,826,037.53)	\$0.00	(\$1,826,037.53)	81.93%
Function: REVENUE/BALANCE SHEET - 0000		(\$2,228,844.00)	\$0.00	(\$2,228,844.00)	(\$402,831.47)	(\$402,831.47)	(\$1,826,012.53)	\$0.00	(\$1,826,012.53)	81.93%
Fund: PREK INITIATIVE - 27149		(\$2,228,844.00)	\$0.00	(\$2,228,844.00)	(\$402,831.47)	(\$402,831.47)	(\$1,826,012.53)	\$0.00	(\$1,826,012.53)	81.93%
27155.0000.43202.0000.000000.0000.00.0000	RESTRICTED GRANTS - STATE SOURCES	\$0.00	(\$46,769.00)	(\$46,769.00)	(\$7,466.09)	(\$7,466.09)	(\$39,302.91)	\$0.00	(\$39,302.91)	84.04%
Function: REVENUE/BALANCE SHEET - 0000		\$0.00	(\$46,769.00)	(\$46,769.00)	(\$7,466.09)	(\$7,466.09)	(\$39,302.91)	\$0.00	(\$39,302.91)	84.04%
Fund: BREAKFAST FOR ELEMENTARY STUDENTS - 27155		\$0.00	(\$46,769.00)	(\$46,769.00)	(\$7,466.09)	(\$7,466.09)	(\$39,302.91)	\$0.00	(\$39,302.91)	84.04%
27166.0000.43202.0000.000000.0000.00.0000	RESTRICTED GRANTS - STATE SOURCES	(\$975,075.00)	\$0.00	(\$975,075.00)	(\$437,893.26)	(\$437,893.26)	(\$537,181.74)	\$0.00	(\$537,181.74)	55.09%
Function: REVENUE/BALANCE SHEET - 0000		(\$975,075.00)	\$0.00	(\$975,075.00)	(\$437,893.26)	(\$437,893.26)	(\$537,181.74)	\$0.00	(\$537,181.74)	55.09%
Fund: KINDERGARTEN-THREE PLUS - 27166		(\$975,075.00)	\$0.00	(\$975,075.00)	(\$437,893.26)	(\$437,893.26)	(\$537,181.74)	\$0.00	(\$537,181.74)	55.09%
27183.0000.43202.0000.000000.0000.00.0000	RESTRICTED GRANTS - STATE SOURCES	\$0.00	(\$15,000.00)	(\$15,000.00)	\$0.00	\$0.00	(\$15,000.00)	\$0.00	(\$15,000.00)	100.00%
Function: REVENUE/BALANCE SHEET - 0000		\$0.00	(\$15,000.00)	(\$15,000.00)	\$0.00	\$0.00	(\$15,000.00)	\$0.00	(\$15,000.00)	100.00%
Fund: NM GROWN FRESH FRUIT AND VEGETABLE - 27183		\$0.00	(\$15,000.00)	(\$15,000.00)	\$0.00	\$0.00	(\$15,000.00)	\$0.00	(\$15,000.00)	100.00%

Gadsden Independent Schools

Revenue Report - All Funds

From Date: 7/1/2018

To Date: 9/30/2018

Fiscal Year: 2018-2019

- Include pre encumbrance Print accounts with zero balance Filter Encumbrance Detail by Date Range
 Exclude inactive accounts with zero balance

Account Number	Description	Budget	Adjustments	GL Budget	Current	YTD	Balance	Encumbrance	Budget Bal	% Rem
27198.0000.43202.0000.0000000.0000.00.0000	RESTRICTED GRANTS - STATE SOURCES	(\$210,244.00)	\$0.00	(\$210,244.00)	(\$88,701.86)	(\$88,701.86)	(\$121,542.14)	\$0.00	(\$121,542.14)	57.81%
	Function: REVENUE/BALANCE SHEET - 0000	(\$210,244.00)	\$0.00	(\$210,244.00)	(\$88,701.86)	(\$88,701.86)	(\$121,542.14)	\$0.00	(\$121,542.14)	57.81%
	Fund: K 3 PLUS 4 & 5 PILOT - 27198	(\$210,244.00)	\$0.00	(\$210,244.00)	(\$88,701.86)	(\$88,701.86)	(\$121,542.14)	\$0.00	(\$121,542.14)	57.81%
28193.0000.43203.0000.0000000.0000.00.0000	STATE DIRECT GRANTS	\$0.00	\$0.00	\$0.00	(\$54,118.41)	(\$54,118.41)	\$54,118.41	\$0.00	\$54,118.41	0.00%
	Function: REVENUE/BALANCE SHEET - 0000	\$0.00	\$0.00	\$0.00	(\$54,118.41)	(\$54,118.41)	\$54,118.41	\$0.00	\$54,118.41	0.00%
	Fund: CYFD PARENTS AS TEACHERS MODEL - 28193	\$0.00	\$0.00	\$0.00	(\$54,118.41)	(\$54,118.41)	\$54,118.41	\$0.00	\$54,118.41	0.00%
29135.0000.41280.0000.0000000.0000.00.0000	REVENUE IN LIEU OF TAXES - OTHER LOCAL GOVERNMENTA	(\$50,000.00)	\$0.00	(\$50,000.00)	\$0.00	\$0.00	(\$50,000.00)	\$0.00	(\$50,000.00)	100.00%
	Function: REVENUE/BALANCE SHEET - 0000	(\$50,000.00)	\$0.00	(\$50,000.00)	\$0.00	\$0.00	(\$50,000.00)	\$0.00	(\$50,000.00)	100.00%
	Fund: IND REV BONDS PILOT - 29135	(\$50,000.00)	\$0.00	(\$50,000.00)	\$0.00	\$0.00	(\$50,000.00)	\$0.00	(\$50,000.00)	100.00%
31100.0000.41500.0000.0000000.0000.00.0000	INVESTMENT INCOME	(\$8,000.00)	\$0.00	(\$8,000.00)	(\$36,182.46)	(\$36,182.46)	\$28,182.46	\$0.00	\$28,182.46	-352.28%
31100.0000.45110.0000.0000000.0000.00.0000	BOND PRINCIPAL	(\$9,500,000.00)	\$0.00	(\$9,500,000.00)	\$0.00	\$0.00	(\$9,500,000.00)	\$0.00	(\$9,500,000.00)	100.00%
	Function: REVENUE/BALANCE SHEET - 0000	(\$9,508,000.00)	\$0.00	(\$9,508,000.00)	(\$36,182.46)	(\$36,182.46)	(\$9,471,817.54)	\$0.00	(\$9,471,817.54)	99.62%
	Fund: BOND BUILDING - 31100	(\$9,508,000.00)	\$0.00	(\$9,508,000.00)	(\$36,182.46)	(\$36,182.46)	(\$9,471,817.54)	\$0.00	(\$9,471,817.54)	99.62%
31200.0000.43209.0000.0000000.0000.00.0000	PSCOC AWARDS	\$0.00	(\$11,609,553.00)	(\$11,609,553.00)	\$0.00	\$0.00	(\$11,609,553.00)	\$0.00	(\$11,609,553.00)	100.00%
	Function: REVENUE/BALANCE SHEET - 0000	\$0.00	(\$11,609,553.00)	(\$11,609,553.00)	\$0.00	\$0.00	(\$11,609,553.00)	\$0.00	(\$11,609,553.00)	100.00%
	Fund: PUBLIC SCHOOL CAPITAL OUTLAY - 31200	\$0.00	(\$11,609,553.00)	(\$11,609,553.00)	\$0.00	\$0.00	(\$11,609,553.00)	\$0.00	(\$11,609,553.00)	100.00%
31700.0000.43204.0000.0000000.0000.00.0000	RESTRICTED GRANTS-STATE PY BALANCES	(\$3,936,868.00)	\$0.00	(\$3,936,868.00)	(\$1,127,675.36)	(\$1,127,675.36)	(\$2,809,192.64)	\$0.00	(\$2,809,192.64)	71.36%
	Function: REVENUE/BALANCE SHEET - 0000	(\$3,936,868.00)	\$0.00	(\$3,936,868.00)	(\$1,127,675.36)	(\$1,127,675.36)	(\$2,809,192.64)	\$0.00	(\$2,809,192.64)	71.36%
	Fund: CAPITAL IMPROVEMENTS SB-9 (STATE MATCH) - 31700	(\$3,936,868.00)	\$0.00	(\$3,936,868.00)	(\$1,127,675.36)	(\$1,127,675.36)	(\$2,809,192.64)	\$0.00	(\$2,809,192.64)	71.36%
31701.0000.41110.0000.0000000.0000.00.0000	AD VALOREM TAXES - SCHOOL DISTRICT	(\$1,881,837.00)	\$0.00	(\$1,881,837.00)	(\$54,453.28)	(\$54,453.28)	(\$1,827,383.72)	\$0.00	(\$1,827,383.72)	97.11%
31701.0000.41500.0000.0000000.0000.00.0000	INVESTMENT INCOME	\$0.00	\$0.00	\$0.00	(\$541.21)	(\$541.21)	\$541.21	\$0.00	\$541.21	0.00%
31701.0000.41953.0000.0000000.0000.00.0000	INSURANCE RECOVERIES	\$0.00	\$0.00	\$0.00	(\$325.00)	(\$325.00)	\$325.00	\$0.00	\$325.00	0.00%
31701.0000.41980.0000.0000000.0000.00.0000	REFUND OF PRIOR YEAR'S EXPENDITURES	\$0.00	\$0.00	\$0.00	(\$2,229.27)	(\$2,229.27)	\$2,229.27	\$0.00	\$2,229.27	0.00%
	Function: REVENUE/BALANCE SHEET - 0000	(\$1,881,837.00)	\$0.00	(\$1,881,837.00)	(\$57,548.76)	(\$57,548.76)	(\$1,824,288.24)	\$0.00	(\$1,824,288.24)	96.94%
	Fund: CAPITAL IMPROVEMENTS SB-9 (LOCAL) - 31701	(\$1,881,837.00)	\$0.00	(\$1,881,837.00)	(\$57,548.76)	(\$57,548.76)	(\$1,824,288.24)	\$0.00	(\$1,824,288.24)	96.94%
31900.0000.41500.0000.0000000.0000.00.0000	INVESTMENT INCOME	\$0.00	\$0.00	\$0.00	(\$2,278.43)	(\$2,278.43)	\$2,278.43	\$0.00	\$2,278.43	0.00%
31900.0000.45110.0000.0000000.0000.00.0000	BOND PRINCIPAL	(\$2,000,000.00)	\$0.00	(\$2,000,000.00)	\$0.00	\$0.00	(\$2,000,000.00)	\$0.00	(\$2,000,000.00)	100.00%
	Function: REVENUE/BALANCE SHEET - 0000	(\$2,000,000.00)	\$0.00	(\$2,000,000.00)	(\$2,278.43)	(\$2,278.43)	(\$1,997,721.57)	\$0.00	(\$1,997,721.57)	99.89%
	Fund: ED. TECHNOLOGY EQUIPMENT ACT - 31900	(\$2,000,000.00)	\$0.00	(\$2,000,000.00)	(\$2,278.43)	(\$2,278.43)	(\$1,997,721.57)	\$0.00	(\$1,997,721.57)	99.89%

Gadsden Independent Schools

Revenue Report - All Funds

From Date: 7/1/2018

To Date: 9/30/2018

Fiscal Year: 2018-2019

- Include pre encumbrance
 Print accounts with zero balance
 Filter Encumbrance Detail by Date Range
 Exclude inactive accounts with zero balance

Account Number	Description	Budget	Adjustments	GL Budget	Current	YTD	Balance	Encumbrance	Budget Bal	% Rem
41000.0000.41110.0000.000000.0000.00.0000	AD VALOREM TAXES - SCHOOL DISTRICT	(\$10,938,346.00)	\$0.00	(\$10,938,346.00)	(\$206,495.81)	(\$206,495.81)	(\$10,731,850.19)	\$0.00	(\$10,731,850.19)	98.11%
	Function: REVENUE/BALANCE SHEET - 0000	(\$10,938,346.00)	\$0.00	(\$10,938,346.00)	(\$206,495.81)	(\$206,495.81)	(\$10,731,850.19)	\$0.00	(\$10,731,850.19)	98.11%
	Fund: DEBT SERVICES - 41000	(\$10,938,346.00)	\$0.00	(\$10,938,346.00)	(\$206,495.81)	(\$206,495.81)	(\$10,731,850.19)	\$0.00	(\$10,731,850.19)	98.11%
43000.0000.41110.0000.000000.0000.00.0000	AD VALOREM TAXES - SCHOOL DISTRICT	(\$2,000,125.00)	\$0.00	(\$2,000,125.00)	(\$192,252.78)	(\$192,252.78)	(\$1,807,872.22)	\$0.00	(\$1,807,872.22)	90.39%
	Function: REVENUE/BALANCE SHEET - 0000	(\$2,000,125.00)	\$0.00	(\$2,000,125.00)	(\$192,252.78)	(\$192,252.78)	(\$1,807,872.22)	\$0.00	(\$1,807,872.22)	90.39%
	Fund: TOTAL ED. TECH. DEBT SERVICE SUBFUND - 43000	(\$2,000,125.00)	\$0.00	(\$2,000,125.00)	(\$192,252.78)	(\$192,252.78)	(\$1,807,872.22)	\$0.00	(\$1,807,872.22)	90.39%
Grand Total:		(\$168,044,881.00)	(\$12,385,403.00)	(\$180,430,284.00)	(\$36,442,197.15)	(\$36,442,197.15)	(\$143,988,086.85)	\$0.00	(\$143,988,086.85)	79.80%

End of Report

Gadsden Independent Schools

BUDGET AND EXP REPORT-FUND TOTALS

From Date: 7/1/2018

To Date: 9/30/2018

Fiscal Year: 2018-2019

Include pre encumbrance

Print accounts with zero balance

Filter Encumbrance Detail by Date Range

Exclude inactive accounts with zero balance

Account Number	Description	Budget	Adjustments	GL Budget	Current	YTD	Balance	Encumbrance	Budget Bal	% Rem
11000.0000.00000.0000.000000.0000.00.0000	SUMMARY	\$121,005,438.00	\$0.00	\$121,005,438.00	\$20,120,218.02	\$20,120,218.02	\$100,885,219.98	\$74,700,173.91	\$26,185,046.07	21.64%
	Fund: OPERATIONAL - 11000	\$121,005,438.00	\$0.00	\$121,005,438.00	\$20,120,218.02	\$20,120,218.02	\$100,885,219.98	\$74,700,173.91	\$26,185,046.07	21.64%
13000.0000.00000.0000.000000.0000.00.0000	SUMMARY	\$5,382,369.00	\$0.00	\$5,382,369.00	\$1,155,209.00	\$1,155,209.00	\$4,227,160.00	\$4,135,785.45	\$91,374.55	1.70%
	Fund: PUPIL TRANSPORTATION - 13000	\$5,382,369.00	\$0.00	\$5,382,369.00	\$1,155,209.00	\$1,155,209.00	\$4,227,160.00	\$4,135,785.45	\$91,374.55	1.70%
14000.0000.00000.0000.000000.0000.00.0000	SUMMARY	\$1,262,134.00	\$0.00	\$1,262,134.00	\$55,863.26	\$55,863.26	\$1,206,270.74	\$16,925.06	\$1,189,345.68	94.23%
	Fund: INSTRUCTIONAL MATERIALS - 14000	\$1,262,134.00	\$0.00	\$1,262,134.00	\$55,863.26	\$55,863.26	\$1,206,270.74	\$16,925.06	\$1,189,345.68	94.23%
21000.0000.00000.0000.000000.0000.00.0000	SUMMARY	\$17,072,237.00	\$0.00	\$17,072,237.00	\$1,931,805.32	\$1,931,805.32	\$15,140,431.68	\$9,879,286.17	\$5,261,145.51	30.82%
	Fund: FOOD SERVICES - 21000	\$17,072,237.00	\$0.00	\$17,072,237.00	\$1,931,805.32	\$1,931,805.32	\$15,140,431.68	\$9,879,286.17	\$5,261,145.51	30.82%
22000.0000.00000.0000.000000.0000.00.0000	SUMMARY	\$931,056.00	\$0.00	\$931,056.00	\$1,604.31	\$1,604.31	\$929,451.69	\$3,150.68	\$926,301.01	99.49%
	Fund: ATHLETICS - 22000	\$931,056.00	\$0.00	\$931,056.00	\$1,604.31	\$1,604.31	\$929,451.69	\$3,150.68	\$926,301.01	99.49%
23000.0000.00000.0000.000000.0000.00.0000	SUMMARY	\$870,000.00	\$0.00	\$870,000.00	\$67,956.66	\$67,956.66	\$802,043.34	\$111,435.03	\$690,608.31	79.38%
	Fund: NON-INSTRUCTIONAL SUPPORT - 23000	\$870,000.00	\$0.00	\$870,000.00	\$67,956.66	\$67,956.66	\$802,043.34	\$111,435.03	\$690,608.31	79.38%
24101.0000.00000.0000.000000.0000.00.0000	SUMMARY	\$8,643,776.00	\$0.00	\$8,643,776.00	\$1,463,615.58	\$1,463,615.58	\$7,180,160.42	\$4,901,152.26	\$2,279,008.16	26.37%
	Fund: TITLE I - IASA - 24101	\$8,643,776.00	\$0.00	\$8,643,776.00	\$1,463,615.58	\$1,463,615.58	\$7,180,160.42	\$4,901,152.26	\$2,279,008.16	26.37%
24103.0000.00000.0000.000000.0000.00.0000	SUMMARY	\$61,147.00	\$0.00	\$61,147.00	\$2,912.34	\$2,912.34	\$58,234.66	\$27,126.88	\$31,107.78	50.87%
	Fund: MIGRANT CHILDREN EDUCATION - 24103	\$61,147.00	\$0.00	\$61,147.00	\$2,912.34	\$2,912.34	\$58,234.66	\$27,126.88	\$31,107.78	50.87%
24106.0000.00000.0000.000000.0000.00.0000	SUMMARY	\$3,492,090.00	\$0.00	\$3,492,090.00	\$584,696.99	\$584,696.99	\$2,907,393.01	\$2,184,397.94	\$722,995.07	20.70%
	Fund: ENTITLEMENT IDEA-B - 24106	\$3,492,090.00	\$0.00	\$3,492,090.00	\$584,696.99	\$584,696.99	\$2,907,393.01	\$2,184,397.94	\$722,995.07	20.70%
24109.0000.00000.0000.000000.0000.00.0000	SUMMARY	\$68,112.00	\$22,173.00	\$90,285.00	\$13,692.98	\$13,692.98	\$76,592.02	\$52,599.58	\$23,992.44	26.57%
	Fund: PRESCHOOL IDEA-B - 24109	\$68,112.00	\$22,173.00	\$90,285.00	\$13,692.98	\$13,692.98	\$76,592.02	\$52,599.58	\$23,992.44	26.57%
24145.0000.00000.0000.000000.0000.00.0000	SUMMARY	\$0.00	\$690,000.00	\$690,000.00	\$1,285.07	\$1,285.07	\$688,714.93	\$458.60	\$688,256.33	99.75%
	IVING READERS COMPREHENSIVE READING INITIATIVE - 24145	\$0.00	\$690,000.00	\$690,000.00	\$1,285.07	\$1,285.07	\$688,714.93	\$458.60	\$688,256.33	99.75%
24153.0000.00000.0000.000000.0000.00.0000	SUMMARY	\$409,140.00	\$0.00	\$409,140.00	\$0.00	\$0.00	\$409,140.00	\$16,839.88	\$392,300.12	95.88%
	Fund: ENGLISH LANGUAGE ACQUISITION - 24153	\$409,140.00	\$0.00	\$409,140.00	\$0.00	\$0.00	\$409,140.00	\$16,839.88	\$392,300.12	95.88%
24154.0000.00000.0000.000000.0000.00.0000	SUMMARY	\$1,442,061.00	\$0.00	\$1,442,061.00	\$151,569.19	\$151,569.19	\$1,290,491.81	\$577,790.77	\$712,701.04	49.42%
	Fund: TEACHER/PRINCIPAL TRAINING & RECRUITING - 24154	\$1,442,061.00	\$0.00	\$1,442,061.00	\$151,569.19	\$151,569.19	\$1,290,491.81	\$577,790.77	\$712,701.04	49.42%
24163.0000.00000.0000.000000.0000.00.0000	SUMMARY	\$50,000.00	\$0.00	\$50,000.00	\$5,230.76	\$5,230.76	\$44,769.24	\$23,441.52	\$21,327.72	42.66%
	Fund: IMMIGRANT FUNDING - TITLE III - 24163	\$50,000.00	\$0.00	\$50,000.00	\$5,230.76	\$5,230.76	\$44,769.24	\$23,441.52	\$21,327.72	42.66%
24172.0000.00000.0000.000000.0000.00.0000	SUMMARY	\$0.00	\$19,880.00	\$19,880.00	\$16,205.57	\$16,205.57	\$3,674.43	\$0.00	\$3,674.43	18.48%
	PERKINS SPECIAL PROJECTS UNLIQUIDATED OBLIGAT - 24172	\$0.00	\$19,880.00	\$19,880.00	\$16,205.57	\$16,205.57	\$3,674.43	\$0.00	\$3,674.43	18.48%

Gadsden Independent Schools

BUDGET AND EXP REPORT-FUND TOTALS

From Date: 7/1/2018

To Date: 9/30/2018

Fiscal Year: 2018-2019

Include pre encumbrance

Print accounts with zero balance

Filter Encumbrance Detail by Date Range

Exclude inactive accounts with zero balance

Account Number	Description	Budget	Adjustments	GL Budget	Current	YTD	Balance	Encumbrance	Budget Bal	% Rem
24174.0000.00000.0000.000000.0000.00.0000	SUMMARY	\$220,244.00	\$0.00	\$220,244.00	\$7,226.95	\$7,226.95	\$213,017.05	\$76,893.56	\$136,123.49	61.81%
Fund: CARL D PERKINS SECONDARY - CURRENT - 24174		\$220,244.00	\$0.00	\$220,244.00	\$7,226.95	\$7,226.95	\$213,017.05	\$76,893.56	\$136,123.49	61.81%
24176.0000.00000.0000.000000.0000.00.0000	SUMMARY	\$21,969.00	(\$17,972.00)	\$3,997.00	\$68.84	\$68.84	\$3,928.16	\$0.00	\$3,928.16	98.28%
Fund: CARL PERKINS REDISTRIBUTION - 24176		\$21,969.00	(\$17,972.00)	\$3,997.00	\$68.84	\$68.84	\$3,928.16	\$0.00	\$3,928.16	98.28%
25153.0000.00000.0000.000000.0000.00.0000	SUMMARY	\$4,290,821.00	\$0.00	\$4,290,821.00	\$269,336.51	\$269,336.51	\$4,021,484.49	\$1,070,796.30	\$2,950,688.19	68.77%
Fund: TITLE XIX MEDICAID 3/21 YEARS - 25153		\$4,290,821.00	\$0.00	\$4,290,821.00	\$269,336.51	\$269,336.51	\$4,021,484.49	\$1,070,796.30	\$2,950,688.19	68.77%
26204.0000.00000.0000.000000.0000.00.0000	SUMMARY	\$1,849,494.00	\$0.00	\$1,849,494.00	\$74,064.76	\$74,064.76	\$1,775,429.24	\$423,007.55	\$1,352,421.69	73.12%
Fund: SPACEPORT GRT GRANT - 26204		\$1,849,494.00	\$0.00	\$1,849,494.00	\$74,064.76	\$74,064.76	\$1,775,429.24	\$423,007.55	\$1,352,421.69	73.12%
26215.0000.00000.0000.000000.0000.00.0000	SUMMARY	\$2,498.00	\$0.00	\$2,498.00	\$0.00	\$0.00	\$2,498.00	\$0.00	\$2,498.00	100.00%
Fund: THE BRIDGE OF SOUTHERN NEW MEXICO - 26215		\$2,498.00	\$0.00	\$2,498.00	\$0.00	\$0.00	\$2,498.00	\$0.00	\$2,498.00	100.00%
27107.0000.00000.0000.000000.0000.00.0000	SUMMARY	\$98,383.00	\$0.00	\$98,383.00	\$0.00	\$0.00	\$98,383.00	\$0.00	\$98,383.00	100.00%
Fund: 2012 GO BOND STUDENT LIBRARY - 27107		\$98,383.00	\$0.00	\$98,383.00	\$0.00	\$0.00	\$98,383.00	\$0.00	\$98,383.00	100.00%
27114.0000.00000.0000.000000.0000.00.0000	SUMMARY	\$146,255.00	\$0.00	\$146,255.00	\$23,275.46	\$23,275.46	\$122,979.54	\$71,133.97	\$51,845.57	35.45%
Fund: NM READS TO LEAD! K-3 INITIATIVE - 27114		\$146,255.00	\$0.00	\$146,255.00	\$23,275.46	\$23,275.46	\$122,979.54	\$71,133.97	\$51,845.57	35.45%
27149.0000.00000.0000.000000.0000.00.0000	SUMMARY	\$2,228,844.00	\$0.00	\$2,228,844.00	\$320,018.77	\$320,018.77	\$1,908,825.23	\$1,306,616.49	\$602,208.74	27.02%
Fund: PREK INITIATIVE - 27149		\$2,228,844.00	\$0.00	\$2,228,844.00	\$320,018.77	\$320,018.77	\$1,908,825.23	\$1,306,616.49	\$602,208.74	27.02%
27155.0000.00000.0000.000000.0000.00.0000	SUMMARY	\$0.00	\$46,769.00	\$46,769.00	\$13,781.21	\$13,781.21	\$32,987.79	\$0.00	\$32,987.79	70.53%
Fund: BREAKFAST FOR ELEMENTARY STUDENTS - 27155		\$0.00	\$46,769.00	\$46,769.00	\$13,781.21	\$13,781.21	\$32,987.79	\$0.00	\$32,987.79	70.53%
27166.0000.00000.0000.000000.0000.00.0000	SUMMARY	\$975,075.00	\$0.00	\$975,075.00	\$596,852.75	\$596,852.75	\$378,222.25	\$2,222.74	\$375,999.51	38.56%
Fund: KINDERGARTEN-THREE PLUS - 27166		\$975,075.00	\$0.00	\$975,075.00	\$596,852.75	\$596,852.75	\$378,222.25	\$2,222.74	\$375,999.51	38.56%
27183.0000.00000.0000.000000.0000.00.0000	SUMMARY	\$0.00	\$15,000.00	\$15,000.00	\$0.00	\$0.00	\$15,000.00	\$0.00	\$15,000.00	100.00%
Fund: NM GROWN FRESH FRUIT AND VEGETABLE - 27183		\$0.00	\$15,000.00	\$15,000.00	\$0.00	\$0.00	\$15,000.00	\$0.00	\$15,000.00	100.00%
27198.0000.00000.0000.000000.0000.00.0000	SUMMARY	\$210,244.00	\$0.00	\$210,244.00	\$134,736.10	\$134,736.10	\$75,507.90	\$0.00	\$75,507.90	35.91%
Fund: K 3 PLUS 4 & 5 PILOT - 27198		\$210,244.00	\$0.00	\$210,244.00	\$134,736.10	\$134,736.10	\$75,507.90	\$0.00	\$75,507.90	35.91%
29135.0000.00000.0000.000000.0000.00.0000	SUMMARY	\$617,534.00	\$0.00	\$617,534.00	\$0.00	\$0.00	\$617,534.00	\$0.00	\$617,534.00	100.00%
Fund: IND REV BONDS PILOT - 29135		\$617,534.00	\$0.00	\$617,534.00	\$0.00	\$0.00	\$617,534.00	\$0.00	\$617,534.00	100.00%
31100.0000.00000.0000.000000.0000.00.0000	SUMMARY	\$24,583,702.00	\$0.00	\$24,583,702.00	\$2,340,926.88	\$2,340,926.88	\$22,242,775.12	\$3,775,377.09	\$18,467,398.03	75.12%
Fund: BOND BUILDING - 31100		\$24,583,702.00	\$0.00	\$24,583,702.00	\$2,340,926.88	\$2,340,926.88	\$22,242,775.12	\$3,775,377.09	\$18,467,398.03	75.12%
31200.0000.00000.0000.000000.0000.00.0000	SUMMARY	\$0.00	\$11,609,553.00	\$11,609,553.00	\$0.00	\$0.00	\$11,609,553.00	\$0.00	\$11,609,553.00	100.00%
Fund: PUBLIC SCHOOL CAPITAL OUTLAY - 31200		\$0.00	\$11,609,553.00	\$11,609,553.00	\$0.00	\$0.00	\$11,609,553.00	\$0.00	\$11,609,553.00	100.00%

Gadsden Independent Schools

BUDGET AND EXP REPORT-FUND TOTALS

From Date: 7/1/2018

To Date: 9/30/2018

Fiscal Year: 2018-2019

Include pre encumbrance

Print accounts with zero balance

Filter Encumbrance Detail by Date Range

Exclude inactive accounts with zero balance

Account Number	Description	Budget	Adjustments	GL Budget	Current	YTD	Balance	Encumbrance	Budget Bal	% Rem
31700.0000.000000.0000.00000000.0000.00.0000	SUMMARY	\$3,936,868.00	\$0.00	\$3,936,868.00	\$487,358.64	\$487,358.64	\$3,449,509.36	\$525,464.48	\$2,924,044.88	74.27%
	Fund: CAPITAL IMPROVEMENTS SB-9 (STATE MATCH) - 31700	\$3,936,868.00	\$0.00	\$3,936,868.00	\$487,358.64	\$487,358.64	\$3,449,509.36	\$525,464.48	\$2,924,044.88	74.27%
31701.0000.000000.0000.00000000.0000.00.0000	SUMMARY	\$4,183,751.00	\$0.00	\$4,183,751.00	\$550,098.86	\$550,098.86	\$3,633,652.14	\$1,188,442.33	\$2,445,209.81	58.45%
	Fund: CAPITAL IMPROVEMENTS SB-9 (LOCAL) - 31701	\$4,183,751.00	\$0.00	\$4,183,751.00	\$550,098.86	\$550,098.86	\$3,633,652.14	\$1,188,442.33	\$2,445,209.81	58.45%
31900.0000.000000.0000.00000000.0000.00.0000	SUMMARY	\$2,454,312.00	\$0.00	\$2,454,312.00	\$552,275.42	\$552,275.42	\$1,902,036.58	\$481,804.87	\$1,420,231.71	57.87%
	Fund: ED. TECHNOLOGY EQUIPMENT ACT - 31900	\$2,454,312.00	\$0.00	\$2,454,312.00	\$552,275.42	\$552,275.42	\$1,902,036.58	\$481,804.87	\$1,420,231.71	57.87%
41000.0000.000000.0000.00000000.0000.00.0000	SUMMARY	\$18,452,346.00	\$0.00	\$18,452,346.00	\$9,146,550.71	\$9,146,550.71	\$9,305,795.29	\$0.00	\$9,305,795.29	50.43%
	Fund: DEBT SERVICES - 41000	\$18,452,346.00	\$0.00	\$18,452,346.00	\$9,146,550.71	\$9,146,550.71	\$9,305,795.29	\$0.00	\$9,305,795.29	50.43%
43000.0000.000000.0000.00000000.0000.00.0000	SUMMARY	\$3,802,466.00	\$0.00	\$3,802,466.00	\$1,922.53	\$1,922.53	\$3,800,543.47	\$0.00	\$3,800,543.47	99.95%
	Fund: TOTAL ED. TECH. DEBT SERVICE SUBFUND - 43000	\$3,802,466.00	\$0.00	\$3,802,466.00	\$1,922.53	\$1,922.53	\$3,800,543.47	\$0.00	\$3,800,543.47	99.95%
Grand Total:		\$228,764,366.00	\$12,385,403.00	\$241,149,769.00	\$40,090,359.44	\$40,090,359.44	\$201,059,409.56	\$105,552,323.11	\$95,507,086.45	39.60%

End of Report

State of New Mexico
Public School Operating Budget - Actuals Revenue Rollup Report
Gadsden 2018-2019 - First Quarter (Jul - Sep) - Revenue
Submitted

Fund	Obj	Description	Budget	Adjustments	Adjusted Budget	Current Period	YTD	Budget Balance
11000		Operational						
11000	41110	Ad Valorem Taxes – School	\$377,876.00	\$0.00	\$377,876.00	\$10,189.20	\$10,189.20	\$367,686.80
11000	41500	Investment Income	\$2,000.00	\$0.00	\$2,000.00	\$15,471.90	\$15,471.90	(\$13,471.90)
11000	41705	Fees – Users	\$0.00	\$0.00	\$0.00	\$166.00	\$166.00	(\$166.00)
11000	41706	Fees – Summer School	\$0.00	\$0.00	\$0.00	\$872.00	\$872.00	(\$872.00)
11000	41910	Rental Income	\$35,000.00	\$0.00	\$35,000.00	\$43,828.86	\$43,828.86	(\$8,828.86)
11000	41953	Insurance Recoveries	\$0.00	\$0.00	\$0.00	\$304.75	\$304.75	(\$304.75)
11000	41980	Refund of Prior Year's Ex	\$0.00	\$0.00	\$0.00	\$3,448.34	\$3,448.34	(\$3,448.34)
11000	43101	State Equalization Guarant	\$103,602,862.00	\$0.00	\$103,602,862.00	\$25,900,714.00	\$25,900,714.00	\$77,702,148.00
11000	43212	Indirect Costs (State Flo	\$0.00	\$0.00	\$0.00	\$3,622.64	\$3,622.64	(\$3,622.64)
11000	43213	Indirect Costs (State Dir	\$0.00	\$0.00	\$0.00	\$1,445.13	\$1,445.13	(\$1,445.13)
11000	43216	Fees - Governmental Agenc	\$80,000.00	\$0.00	\$80,000.00	\$32,379.56	\$32,379.56	\$47,620.44
11000	44107	Indirect Costs (Federal D	\$10,000.00	\$0.00	\$10,000.00	\$5,255.22	\$5,255.22	\$4,744.78
11000	44205	Indirect Costs (Federal F	\$140,000.00	\$0.00	\$140,000.00	\$43,046.81	\$43,046.81	\$96,953.19
11000	45304	Sale of Personal Property	\$0.00	\$0.00	\$0.00	\$292.00	\$292.00	(\$292.00)
11000	46100	Access Board (e-Rate)	\$0.00	\$0.00	\$0.00	\$90,652.54	\$90,652.54	(\$90,652.54)
11000		TOTAL Operational	\$104,247,738.00	\$0.00	\$104,247,738.00	\$26,151,688.95	\$26,151,688.95	\$78,096,049.05
13000		Pupil Transportation						
13000	43206	Transportation Distributi	\$5,382,369.00	\$0.00	\$5,382,369.00	\$1,467,918.00	\$1,467,918.00	\$3,914,451.00
13000		TOTAL Pupil	\$5,382,369.00	\$0.00	\$5,382,369.00	\$1,467,918.00	\$1,467,918.00	\$3,914,451.00
14000		Total Instructional Mater						
14000	41980	Refund of Prior Year's Ex	\$0.00	\$0.00	\$0.00	\$109.67	\$109.67	(\$109.67)
14000	43207	Instructional Materials 5	\$220,529.00	\$0.00	\$220,529.00	\$0.00	\$0.00	\$220,529.00
14000	43211	Instructional Materials 5	\$220,527.00	\$0.00	\$220,527.00	\$441,055.50	\$441,055.50	(\$220,528.50)
14000		TOTAL Total Instructional	\$441,056.00	\$0.00	\$441,056.00	\$441,165.17	\$441,165.17	(\$109.17)
21000		Food Services						
21000	41500	Investment Income	\$7,100.00	\$0.00	\$7,100.00	\$5,906.50	\$5,906.50	\$1,193.50
21000	41603	Fees – Adults/Food Servic	\$55,000.00	\$0.00	\$55,000.00	\$12,715.90	\$12,715.90	\$42,284.10
21000	41605	Fees – Other/Food Service	\$110,000.00	\$0.00	\$110,000.00	\$25,854.24	\$25,854.24	\$84,145.76
21000	41953	Insurance Recoveries	\$0.00	\$0.00	\$0.00	\$370.00	\$370.00	(\$370.00)
21000	41980	Refund of Prior Year's Ex	\$0.00	\$0.00	\$0.00	\$373.94	\$373.94	(\$373.94)
21000	43203	State Direct Grants	\$165,000.00	\$0.00	\$165,000.00	\$0.00	\$0.00	\$165,000.00
21000	44500	Restricted Grants – Feder	\$7,724,102.00	\$0.00	\$7,724,102.00	\$258,194.17	\$258,194.17	\$7,465,907.83
21000		TOTAL Food Services	\$8,061,202.00	\$0.00	\$8,061,202.00	\$303,414.75	\$303,414.75	\$7,757,787.25
22000		Athletics						
22000	41500	Investment Income	\$0.00	\$0.00	\$0.00	\$3.16	\$3.16	(\$3.16)

State of New Mexico
Public School Operating Budget - Actuals Revenue Rollup Report
Gadsden 2018-2019 - First Quarter (Jul - Sep) - Revenue
Submitted

Fund	Obj	Description	Budget	Adjustments	Adjusted Budget	Current Period	YTD	Budget Balance
22000	41705	Fees – Users	\$110,000.00	\$0.00	\$110,000.00	\$48,283.75	\$48,283.75	\$61,716.25
22000		TOTAL Athletics	\$110,000.00	\$0.00	\$110,000.00	\$48,286.91	\$48,286.91	\$61,713.09
23000		Non-Instructional Support						
23000	41701	Fees – Activities	\$380,000.00	\$0.00	\$380,000.00	\$176,922.10	\$176,922.10	\$203,077.90
23000	41705	Fees – Users	\$0.00	\$0.00	\$0.00	\$275.00	\$275.00	(\$275.00)
23000	41920	Contributions and Donatio	\$40,000.00	\$0.00	\$40,000.00	\$37,876.75	\$37,876.75	\$2,123.25
23000		TOTAL Non-Instructional	\$420,000.00	\$0.00	\$420,000.00	\$215,073.85	\$215,073.85	\$204,926.15
24000		Federal Flow-through						
24101		Title I - ESEA						
24101	44500	Restricted Grants – Feder	\$7,912,811.00	\$0.00	\$7,912,811.00	\$2,731,500.50	\$2,731,500.50	\$5,181,310.50
24101	44504	Federal Flowthrough Prior	\$730,965.00	\$0.00	\$730,965.00	\$0.00	\$0.00	\$730,965.00
24101		TOTAL Title I - ESEA	\$8,643,776.00	\$0.00	\$8,643,776.00	\$2,731,500.50	\$2,731,500.50	\$5,912,275.50
24103		Migrant Children Educatio						
24103	44500	Restricted Grants – Feder	\$61,147.00	\$0.00	\$61,147.00	\$13,616.25	\$13,616.25	\$47,530.75
24103		TOTAL Migrant Children Ed	\$61,147.00	\$0.00	\$61,147.00	\$13,616.25	\$13,616.25	\$47,530.75
24106		Entitlement IDEA-B						
24106	44500	Restricted Grants – Feder	\$3,006,815.00	\$0.00	\$3,006,815.00	\$1,224,516.85	\$1,224,516.85	\$1,782,298.15
24106	44504	Federal Flowthrough Prior	\$485,275.00	\$0.00	\$485,275.00	\$0.00	\$0.00	\$485,275.00
24106		TOTAL Entitlement IDEA-B	\$3,492,090.00	\$0.00	\$3,492,090.00	\$1,224,516.85	\$1,224,516.85	\$2,267,573.15
24108		New Mexico Autism Project						
24108	44500	Restricted Grants – Feder	\$0.00	\$0.00	\$0.00	\$2,440.41	\$2,440.41	(\$2,440.41)
24108		TOTAL New Mexico Autism P	\$0.00	\$0.00	\$0.00	\$2,440.41	\$2,440.41	(\$2,440.41)
24109		Preschool IDEA-B						
24109	44500	Restricted Grants – Feder	\$68,112.00	\$22,173.00	\$90,285.00	\$20,977.67	\$20,977.67	\$69,307.33
24109		TOTAL Preschool IDEA-B	\$68,112.00	\$22,173.00	\$90,285.00	\$20,977.67	\$20,977.67	\$69,307.33
24113		Education of Homeless						
24113	44500	Restricted Grants – Feder	\$0.00	\$0.00	\$0.00	\$830.22	\$830.22	(\$830.22)
24113		TOTAL Education of Homele	\$0.00	\$0.00	\$0.00	\$830.22	\$830.22	(\$830.22)
24145		Title I - Striving Reader						
24145	44500	Restricted Grants – Feder	\$0.00	\$690,000.00	\$690,000.00	\$0.00	\$0.00	\$690,000.00
24145		TOTAL Title I - Striving	\$0.00	\$690,000.00	\$690,000.00	\$0.00	\$0.00	\$690,000.00
24153		English Language Acquisit						
24153	44500	Restricted Grants – Feder	\$409,140.00	\$0.00	\$409,140.00	\$167,112.70	\$167,112.70	\$242,027.30
24153		TOTAL English Language Ac	\$409,140.00	\$0.00	\$409,140.00	\$167,112.70	\$167,112.70	\$242,027.30
24154		Teacher/Principal Trainin						
24154	44500	Restricted Grants – Feder	\$864,039.00	\$0.00	\$864,039.00	\$352,777.65	\$352,777.65	\$511,261.35

State of New Mexico
Public School Operating Budget - Actuals Revenue Rollup Report
Gadsden 2018-2019 - First Quarter (Jul - Sep) - Revenue
Submitted

Fund	Obj	Description	Budget	Adjustments	Adjusted Budget	Current Period	YTD	Budget Balance
24154	44504	Federal Flowthrough Prior	\$578,022.00	\$0.00	\$578,022.00	\$0.00	\$0.00	\$578,022.00
24154		TOTAL Teacher/Principal T	\$1,442,061.00	\$0.00	\$1,442,061.00	\$352,777.65	\$352,777.65	\$1,089,283.35
24163		Immigrant Funding - Title						
24163	44500	Restricted Grants – Feder	\$50,000.00	\$0.00	\$50,000.00	\$4,182.68	\$4,182.68	\$45,817.32
24163		TOTAL Immigrant Funding -	\$50,000.00	\$0.00	\$50,000.00	\$4,182.68	\$4,182.68	\$45,817.32
24171		Carl D Perkins Special Pr						
24171	44500	Restricted Grants – Feder	\$0.00	\$0.00	\$0.00	\$2,706.07	\$2,706.07	(\$2,706.07)
24171		TOTAL Carl D Perkins Spec	\$0.00	\$0.00	\$0.00	\$2,706.07	\$2,706.07	(\$2,706.07)
24172		Carl D Perkins Special Pr						
24172	44500	Restricted Grants – Feder	\$0.00	\$19,880.00	\$19,880.00	\$13,622.10	\$13,622.10	\$6,257.90
24172		TOTAL Carl D Perkins Spec	\$0.00	\$19,880.00	\$19,880.00	\$13,622.10	\$13,622.10	\$6,257.90
24174		Carl D Perkins Secondary						
24174	44500	Restricted Grants – Feder	\$220,244.00	\$0.00	\$220,244.00	\$114,801.33	\$114,801.33	\$105,442.67
24174		TOTAL Carl D Perkins Seco	\$220,244.00	\$0.00	\$220,244.00	\$114,801.33	\$114,801.33	\$105,442.67
24176		Carl D Perkins Secondary						
24176	44500	Restricted Grants – Feder	\$21,969.00	(\$17,972.00)	\$3,997.00	\$34,817.42	\$34,817.42	(\$30,820.42)
24176		TOTAL Carl D Perkins Seco	\$21,969.00	(\$17,972.00)	\$3,997.00	\$34,817.42	\$34,817.42	(\$30,820.42)
24189		Student Supp Academic Ach						
24189	44500	Restricted Grants – Feder	\$0.00	\$0.00	\$0.00	\$96,676.05	\$96,676.05	(\$96,676.05)
24189		TOTAL Student Supp	\$0.00	\$0.00	\$0.00	\$96,676.05	\$96,676.05	(\$96,676.05)
24000		TOTAL Federal Flow-	\$14,408,539.00	\$714,081.00	\$15,122,620.00	\$4,780,577.90	\$4,780,577.90	\$10,342,042.10
25000		Federal Direct Grants						
25153		Title XIX MEDICAID 3/21 Y						
25153	44301	Other Restricted Grants –	\$1,000,000.00	\$0.00	\$1,000,000.00	\$254,574.39	\$254,574.39	\$745,425.61
25153		TOTAL Title XIX MEDICAID	\$1,000,000.00	\$0.00	\$1,000,000.00	\$254,574.39	\$254,574.39	\$745,425.61
25000		TOTAL Federal Direct	\$1,000,000.00	\$0.00	\$1,000,000.00	\$254,574.39	\$254,574.39	\$745,425.61
27000		State Flow-through Grants						
27103		2009 Dual Credit Instruct						
27103	43202	State Flow-through Grants	\$0.00	\$0.00	\$0.00	\$5,841.00	\$5,841.00	(\$5,841.00)
27103		TOTAL 2009 Dual Credit In	\$0.00	\$0.00	\$0.00	\$5,841.00	\$5,841.00	(\$5,841.00)
27107		27107 GOB Library						
27107	43204	Prior Year Balances	\$98,383.00	\$0.00	\$98,383.00	\$0.00	\$0.00	\$98,383.00
27107		TOTAL 27107 GOB Library	\$98,383.00	\$0.00	\$98,383.00	\$0.00	\$0.00	\$98,383.00
27114		New Mexico Reads to Lead						
27114	43202	State Flow-through Grants	\$146,255.00	\$0.00	\$146,255.00	\$124,414.17	\$124,414.17	\$21,840.83
27114		TOTAL New Mexico Reads to	\$146,255.00	\$0.00	\$146,255.00	\$124,414.17	\$124,414.17	\$21,840.83

State of New Mexico
Public School Operating Budget - Actuals Revenue Rollup Report
Gadsden 2018-2019 - First Quarter (Jul - Sep) - Revenue
Submitted

Fund	Obj	Description	Budget	Adjustments	Adjusted Budget	Current Period	YTD	Budget Balance
27128		Recruitment Support Fund						
27128	43202	State Flow-through Grants	\$0.00	\$0.00	\$0.00	\$35,797.37	\$35,797.37	(\$35,797.37)
27128		TOTAL Recruitment Support	\$0.00	\$0.00	\$0.00	\$35,797.37	\$35,797.37	(\$35,797.37)
27149		PreK Initiative						
27149	41980	Refund of Prior Year's Ex	\$0.00	\$0.00	\$0.00	\$25.00	\$25.00	(\$25.00)
27149	43202	State Flow-through Grants	\$2,228,844.00	\$0.00	\$2,228,844.00	\$402,806.47	\$402,806.47	\$1,826,037.53
27149		TOTAL PreK Initiative	\$2,228,844.00	\$0.00	\$2,228,844.00	\$402,831.47	\$402,831.47	\$1,826,012.53
27155		Breakfast for Elementary						
27155	43202	State Flow-through Grants	\$0.00	\$46,769.00	\$46,769.00	\$7,466.09	\$7,466.09	\$39,302.91
27155		TOTAL Breakfast for Eleme	\$0.00	\$46,769.00	\$46,769.00	\$7,466.09	\$7,466.09	\$39,302.91
27166		Kindergarten-Three Plus						
27166	43202	State Flow-through Grants	\$975,075.00	\$0.00	\$975,075.00	\$437,893.26	\$437,893.26	\$537,181.74
27166		TOTAL Kindergarten-Three	\$975,075.00	\$0.00	\$975,075.00	\$437,893.26	\$437,893.26	\$537,181.74
27183		NM Grown FVV						
27183	43202	State Flow-through Grants	\$0.00	\$15,000.00	\$15,000.00	\$0.00	\$0.00	\$15,000.00
27183		TOTAL NM Grown FVV	\$0.00	\$15,000.00	\$15,000.00	\$0.00	\$0.00	\$15,000.00
27198		K3 Plus 4&5 Pilot						
27198	43202	State Flow-through Grants	\$210,244.00	\$0.00	\$210,244.00	\$88,701.86	\$88,701.86	\$121,542.14
27198		TOTAL K3 Plus 4&5 Pilot	\$210,244.00	\$0.00	\$210,244.00	\$88,701.86	\$88,701.86	\$121,542.14
27000		TOTAL State Flow-	\$3,658,801.00	\$61,769.00	\$3,720,570.00	\$1,102,945.22	\$1,102,945.22	\$2,617,624.78
28000		State Direct Grants						
28193		CYFD Parents As Teachers						
28193	43203	State Direct Grants	\$0.00	\$0.00	\$0.00	\$54,118.41	\$54,118.41	(\$54,118.41)
28193		TOTAL CYFD Parents As Tea	\$0.00	\$0.00	\$0.00	\$54,118.41	\$54,118.41	(\$54,118.41)
28000		TOTAL State Direct	\$0.00	\$0.00	\$0.00	\$54,118.41	\$54,118.41	(\$54,118.41)
29000		Combined State/Local						
29135		Bonds/TIF (Tax Increment						
29135	41280	Revenue In Lieu Of Taxes	\$50,000.00	\$0.00	\$50,000.00	\$0.00	\$0.00	\$50,000.00
29135		TOTAL Bonds/TIF (Tax Incr	\$50,000.00	\$0.00	\$50,000.00	\$0.00	\$0.00	\$50,000.00
29000		TOTAL Combined	\$50,000.00	\$0.00	\$50,000.00	\$0.00	\$0.00	\$50,000.00
31100		Bond Building						
31100	41500	Investment Income	\$8,000.00	\$0.00	\$8,000.00	\$36,182.46	\$36,182.46	(\$28,182.46)
31100	45110	Sale of Bonds	\$9,500,000.00	\$0.00	\$9,500,000.00	\$0.00	\$0.00	\$9,500,000.00
31100		TOTAL Bond Building	\$9,508,000.00	\$0.00	\$9,508,000.00	\$36,182.46	\$36,182.46	\$9,471,817.54
31200		Public School Capital Out						
31200	43209	PSCOC Awards	\$0.00	\$11,609,553.00	\$11,609,553.00	\$0.00	\$0.00	\$11,609,553.00

State of New Mexico
Public School Operating Budget - Actuals Revenue Rollup Report
Gadsden 2018-2019 - First Quarter (Jul - Sep) - Revenue
Submitted

Fund	Obj	Description	Budget	Adjustments	Adjusted Budget	Current Period	YTD	Budget Balance
31200		TOTAL Public School Capit	\$0.00	\$11,609,553.00	\$11,609,553.00	\$0.00	\$0.00	\$11,609,553.00
31700		Capital Improvements SB-9						
31700	43204	Prior Year Balances	\$3,936,868.00	\$0.00	\$3,936,868.00	\$1,127,675.36	\$1,127,675.36	\$2,809,192.64
31700		TOTAL Capital Improvement	\$3,936,868.00	\$0.00	\$3,936,868.00	\$1,127,675.36	\$1,127,675.36	\$2,809,192.64
31701		Capital Improvements SB-9						
31701	41110	Ad Valorem Taxes – School	\$1,881,837.00	\$0.00	\$1,881,837.00	\$54,453.28	\$54,453.28	\$1,827,383.72
31701	41500	Investment Income	\$0.00	\$0.00	\$0.00	\$541.21	\$541.21	(\$541.21)
31701	41953	Insurance Recoveries	\$0.00	\$0.00	\$0.00	\$325.00	\$325.00	(\$325.00)
31701	41980	Refund of Prior Year's Ex	\$0.00	\$0.00	\$0.00	\$2,229.27	\$2,229.27	(\$2,229.27)
31701		TOTAL Capital Improvement	\$1,881,837.00	\$0.00	\$1,881,837.00	\$57,548.76	\$57,548.76	\$1,824,288.24
31900		Ed. Technology Equipment						
31900	41500	Investment Income	\$0.00	\$0.00	\$0.00	\$2,278.43	\$2,278.43	(\$2,278.43)
31900	45110	Sale of Bonds	\$2,000,000.00	\$0.00	\$2,000,000.00	\$0.00	\$0.00	\$2,000,000.00
31900		TOTAL Ed. Technology Equi	\$2,000,000.00	\$0.00	\$2,000,000.00	\$2,278.43	\$2,278.43	\$1,997,721.57
41000		Debt Services						
41000	41110	Ad Valorem Taxes – School	\$10,938,346.00	\$0.00	\$10,938,346.00	\$206,495.81	\$206,495.81	\$10,731,850.19
41000		TOTAL Debt Services	\$10,938,346.00	\$0.00	\$10,938,346.00	\$206,495.81	\$206,495.81	\$10,731,850.19
43000		Total Ed. Tech. Debt Serv						
43000	41110	Ad Valorem Taxes – School	\$2,000,125.00	\$0.00	\$2,000,125.00	\$192,252.78	\$192,252.78	\$1,807,872.22
43000		TOTAL Total Ed. Tech.	\$2,000,125.00	\$0.00	\$2,000,125.00	\$192,252.78	\$192,252.78	\$1,807,872.22
ALL		TOTAL BUDGET	\$168,044,881.00	\$12,385,403.00	\$180,430,284.00	\$36,442,197.15	\$36,442,197.15	\$143,988,086.85

State of New Mexico
Public School Operating Budget - Actuals Expenditure Rollup Report
Gadsden 2018-2019 - First Quarter (Jul - Sep) - Expenditure
Submitted

Fund	Func	Obj	Job	Description	Budget	Adjustments	Adjusted Budget	Current Period	YTD	Encumbrance	Budget Balance	FTE
11000	1000	1000		Operational Instruction								
		51100		Salaries Expense								
11000	1000	51100	1411	Teachers-Grades 1-12	\$25,404,531.00	\$0.00	\$25,404,531.00	\$4,109,900.00	\$4,109,900.00	\$20,183,018.57	\$1,111,612.43	508.18
11000	1000	51100	1412	Teachers- Special Education	\$7,111,505.00	\$0.00	\$7,111,505.00	\$986,150.66	\$986,150.66	\$4,944,506.39	\$1,180,847.95	148.72
11000	1000	51100	1413	Teachers-Early Childhood Ed	\$2,287,983.00	\$0.00	\$2,287,983.00	\$371,875.34	\$371,875.34	\$1,896,923.02	\$19,184.64	47.00
11000	1000	51100	1415	Teachers-Vocational and Technical	\$1,741,027.00	\$0.00	\$1,741,027.00	\$295,467.85	\$295,467.85	\$1,271,071.69	\$174,487.46	33.14
11000	1000	51100	1416	Teachers-Other Instruction	\$5,969,236.00	\$0.00	\$5,969,236.00	\$927,554.47	\$927,554.47	\$4,613,205.89	\$428,475.64	115.00
11000	1000	51100	1422	Teachers Special Education - Gifted	\$59,414.00	\$0.00	\$59,414.00	\$7,257.30	\$7,257.30	\$45,962.94	\$6,193.76	1.00
11000	1000	51100	1610	Substitutes Professional Development	\$50,000.00	\$0.00	\$50,000.00	\$0.00	\$0.00	\$0.00	\$50,000.00	0.00
11000	1000	51100	1611	Substitutes-Sick Leave	\$650,000.00	\$0.00	\$650,000.00	\$44,565.92	\$44,565.92	\$21,363.99	\$584,070.09	0.00
11000	1000	51100	1612	Substitutes-Other Leave	\$300,000.00	\$0.00	\$300,000.00	\$54,439.77	\$54,439.77	\$30,719.82	\$214,840.41	0.00
11000	1000	51100	1613	Separation Pay	\$102,079.00	\$0.00	\$102,079.00	\$0.00	\$0.00	\$0.00	\$102,079.00	0.00
11000	1000	51100	1711	Instructional Assistants-Grades 1-12	\$687,579.00	\$0.00	\$687,579.00	\$110,687.54	\$110,687.54	\$498,723.65	\$78,167.81	40.00
11000	1000	51100	1712	Instructional Assistants-Special Education	\$2,591,661.00	\$0.00	\$2,591,661.00	\$401,311.59	\$401,311.59	\$1,929,144.19	\$261,205.22	151.00
11000	1000	51100	1713	Instructional Assistants-Early Childhood Education	\$725,146.00	\$0.00	\$725,146.00	\$110,998.38	\$110,998.38	\$561,542.68	\$52,604.94	44.00
11000	1000	51100		SUBTOTAL Salaries Expense	\$47,680,161.00	\$0.00	\$47,680,161.00	\$7,420,208.82	\$7,420,208.82	\$35,996,182.83	\$4,263,769.35	1,088.04
		51200		Overtime Expense								
11000	1000	51200	1712	Instructional Assistants-Special Education	\$0.00	\$0.00	\$0.00	\$1,197.68	\$1,197.68	\$0.00	(\$1,197.68)	0.00
11000	1000	51200		SUBTOTAL Overtime Expense	\$0.00	\$0.00	\$0.00	\$1,197.68	\$1,197.68	\$0.00	(\$1,197.68)	0.00
		51300		Additional Compensation								
11000	1000	51300	1411	Teachers-Grades 1-12	\$28,000.00	\$0.00	\$28,000.00	\$1,950.00	\$1,950.00	\$820.00	\$25,230.00	0.00
11000	1000	51300	1412	Teachers- Special Education	\$85,000.00	\$0.00	\$85,000.00	\$6,710.00	\$6,710.00	\$1,800.00	\$76,490.00	0.00
11000	1000	51300	1413	Teachers-Early Childhood Ed	\$0.00	\$0.00	\$0.00	\$50.00	\$50.00	\$0.00	(\$50.00)	0.00
11000	1000	51300	1415	Teachers-Vocational and Technical	\$0.00	\$0.00	\$0.00	\$850.00	\$850.00	\$0.00	(\$850.00)	0.00
11000	1000	51300	1416	Teachers-Other Instruction	\$0.00	\$0.00	\$0.00	\$200.00	\$200.00	\$0.00	(\$200.00)	0.00
11000	1000	51300	1618	Athletics Salaries	\$629,322.00	\$0.00	\$629,322.00	\$121,698.66	\$121,698.66	\$193,766.83	\$313,856.51	0.00
11000	1000	51300	1621	Summer School/After School	\$65,400.00	\$0.00	\$65,400.00	\$10,743.75	\$10,743.75	\$6,275.00	\$48,381.25	0.00
11000	1000	51300	1624	Activities Salary	\$432,881.00	\$0.00	\$432,881.00	\$8,055.23	\$8,055.23	\$145,963.76	\$278,862.01	0.00
11000	1000	51300	1712	Instructional Assistants-Special Education	\$0.00	\$0.00	\$0.00	\$650.00	\$650.00	\$0.00	(\$650.00)	0.00
11000	1000	51300	1713	Instructional Assistants-Early Childhood Education	\$0.00	\$0.00	\$0.00	\$50.00	\$50.00	\$0.00	(\$50.00)	0.00
11000	1000	51300		SUBTOTAL Additional Compensation	\$1,240,603.00	\$0.00	\$1,240,603.00	\$150,957.64	\$150,957.64	\$348,625.59	\$741,019.77	0.00
11000	1000	52111		Educational Retirement	\$0.00	\$0.00	\$0.00	\$1,033,063.98	\$1,033,063.98	\$5,022,597.86	(\$6,055,661.84)	0.00
11000	1000	52112		ERA - Retiree Health	\$7,759,283.00	\$0.00	\$7,759,283.00	\$148,644.33	\$148,644.33	\$722,753.95	\$6,887,884.72	0.00
11000	1000	52210		FICA Payments	\$3,032,248.00	\$0.00	\$3,032,248.00	\$435,447.03	\$435,447.03	\$2,076,348.36	\$520,452.61	0.00
11000	1000	52220		Medicare Payments	\$709,162.00	\$0.00	\$709,162.00	\$101,839.15	\$101,839.15	\$485,596.35	\$121,726.50	0.00
11000	1000	52311		Health and Medical Premiums	\$5,254,285.00	\$0.00	\$5,254,285.00	\$759,774.22	\$759,774.22	\$3,792,225.58	\$702,285.20	0.00
11000	1000	52312		Life	\$70,406.00	\$0.00	\$70,406.00	\$10,060.14	\$10,060.14	\$48,023.22	\$12,322.64	0.00
11000	1000	52313		Dental	\$287,647.00	\$0.00	\$287,647.00	\$40,736.87	\$40,736.87	\$198,400.03	\$48,510.10	0.00
11000	1000	52314		Vision	\$46,318.00	\$0.00	\$46,318.00	\$6,615.45	\$6,615.45	\$32,116.40	\$7,586.15	0.00

**State of New Mexico
Public School Operating Budget - Actuals Expenditure Rollup Report
Gadsden 2018-2019 - First Quarter (Jul - Sep) - Expenditure
Submitted**

Fund	Func	Obj	Job Description	Budget	Adjustments	Adjusted Budget	Current Period	YTD	Encumbrance	Budget Balance	FTE
11000	1000	52315	Disability	\$41,225.00	\$0.00	\$41,225.00	\$5,413.43	\$5,413.43	\$26,286.82	\$9,524.75	0.00
11000	1000	52500	Unemployment Compensation	\$25,905.00	\$0.00	\$25,905.00	\$5,124.92	\$5,124.92	\$26,862.79	(\$6,082.71)	0.00
11000	1000	52710	Workers Compensation Premium	\$1,033,132.00	\$0.00	\$1,033,132.00	\$152,659.36	\$152,659.36	\$730,170.33	\$150,302.31	0.00
11000	1000	52720	Workers Compensation Employer's Fee	\$12,414.00	\$0.00	\$12,414.00	\$2,772.87	\$2,772.87	\$7,073.09	\$2,568.04	0.00
11000	1000	53330	Professional Development	\$192,675.00	\$0.00	\$192,675.00	\$16,943.59	\$16,943.59	\$24,773.13	\$150,958.28	0.00
11000	1000	53414	Other Services	\$139,700.00	\$0.00	\$139,700.00	\$16,435.27	\$16,435.27	\$64,138.60	\$59,126.13	0.00
11000	1000	53711	Other Charges	\$55,236.00	\$0.00	\$55,236.00	\$28,832.20	\$28,832.20	\$10,373.38	\$16,030.42	0.00
11000	1000	54311	Maintenance & Repair - Furniture/Fixtures/Equipment	\$25,000.00	\$0.00	\$25,000.00	\$20,718.39	\$20,718.39	\$8,616.72	(\$4,335.11)	0.00
11000	1000	55813	Employee Travel - Non-Teachers	\$0.00	\$0.00	\$0.00	\$0.00	\$0.00	\$291.00	(\$291.00)	0.00
11000	1000	55817	Student Travel	\$695,559.00	\$0.00	\$695,559.00	\$35,717.48	\$35,717.48	\$220,231.76	\$439,609.76	0.00
11000	1000	55819	Employee Travel - Teachers	\$2,200.00	\$0.00	\$2,200.00	\$0.00	\$0.00	\$0.00	\$2,200.00	0.00
11000	1000	55914	Contracts - Interagency	\$23,000.00	\$0.00	\$23,000.00	\$0.00	\$0.00	\$0.00	\$23,000.00	0.00
11000	1000	55915	Other Contract Services	\$5,459.00	\$0.00	\$5,459.00	\$0.00	\$0.00	\$0.00	\$5,459.00	0.00
11000	1000	56113	Software	\$8,100.00	\$0.00	\$8,100.00	\$6,698.90	\$6,698.90	\$1,647.00	(\$245.90)	0.00
11000	1000	56118	General Supplies and Materials	\$661,435.00	\$0.00	\$661,435.00	\$157,406.68	\$157,406.68	\$153,315.91	\$350,712.41	0.00
11000	1000	57331	Fixed Assets (more than \$5,000)	\$0.00	\$0.00	\$0.00	\$5,151.00	\$5,151.00	\$0.00	(\$5,151.00)	0.00
11000	1000	57332	Supply Assets (\$5,000 or less)	\$53,700.00	\$0.00	\$53,700.00	\$9,579.32	\$9,579.32	\$10,477.08	\$33,643.60	0.00
11000	1000		SUBTOTAL Instruction	\$69,054,853.00	\$0.00	\$69,054,853.00	\$10,571,998.72	\$10,571,998.72	\$50,007,127.78	\$8,475,726.50	1,088.04
	2000		Support Services								
	2100		Support Services-Students								
		51100	Salaries Expense								
11000	2100	51100	1211 Coordinator/Subject Matter Specialist	\$0.00	\$0.00	\$0.00	\$434.80	\$434.80	\$1,565.20	(\$2,000.00)	0.10
11000	2100	51100	1214 Guidance Counselors/Social Workers	\$2,637,026.00	\$0.00	\$2,637,026.00	\$482,384.64	\$482,384.64	\$1,924,439.52	\$230,201.84	51.07
11000	2100	51100	1215 Registered Nurses	\$681,483.00	\$0.00	\$681,483.00	\$120,705.87	\$120,705.87	\$414,580.27	\$146,196.86	13.35
11000	2100	51100	1216 Health Assistants	\$367,253.00	\$0.00	\$367,253.00	\$52,144.37	\$52,144.37	\$215,719.74	\$99,388.89	15.00
11000	2100	51100	1217 Secretarial/Clerical/Technical Assistants	\$188,999.00	\$0.00	\$188,999.00	\$45,775.08	\$45,775.08	\$158,773.72	(\$15,549.80)	9.00
11000	2100	51100	1311 Diagnosticians	\$1,027,914.00	\$0.00	\$1,027,914.00	\$209,876.75	\$209,876.75	\$808,879.94	\$9,157.31	21.11
11000	2100	51100	1312 Speech Therapists	\$963,545.00	\$0.00	\$963,545.00	\$72,012.64	\$72,012.64	\$389,217.66	\$502,314.70	21.73
11000	2100	51100	1313 Occupational Therapists	\$320,055.00	\$0.00	\$320,055.00	\$53,342.52	\$53,342.52	\$266,712.19	\$0.29	7.08
11000	2100	51100	1314 Physical/Recreational Therapists	\$228,562.00	\$0.00	\$228,562.00	\$38,093.72	\$38,093.72	\$190,468.30	(\$0.02)	4.45
11000	2100	51100	1315 Psychologists/Counselors	\$319,595.00	\$0.00	\$319,595.00	\$60,204.05	\$60,204.05	\$259,391.12	(\$0.17)	5.43
11000	2100	51100	1317 Interpreters	\$185,202.00	\$0.00	\$185,202.00	\$19,472.68	\$19,472.68	\$97,363.52	\$68,365.80	5.00
11000	2100	51100	1318 Specialists	\$52,524.00	\$0.00	\$52,524.00	\$10,942.30	\$10,942.30	\$41,580.59	\$1.11	1.14
11000	2100	51100	SUBTOTAL Salaries Expense	\$6,972,158.00	\$0.00	\$6,972,158.00	\$1,165,389.42	\$1,165,389.42	\$4,768,691.77	\$1,038,076.81	154.46
		51300	Additional Compensation								
11000	2100	51300	1214 Guidance Counselors/Social Workers	\$0.00	\$0.00	\$0.00	\$350.00	\$350.00	\$0.00	(\$350.00)	0.00
11000	2100	51300	1311 Diagnosticians	\$0.00	\$0.00	\$0.00	\$2,500.00	\$2,500.00	\$0.00	(\$2,500.00)	0.00
11000	2100	51300	1318 Specialists	\$0.00	\$0.00	\$0.00	\$50.00	\$50.00	\$0.00	(\$50.00)	0.00
11000	2100	51300	SUBTOTAL Additional Compensation	\$0.00	\$0.00	\$0.00	\$2,900.00	\$2,900.00	\$0.00	(\$2,900.00)	0.00
11000	2100	52111	Educational Retirement	\$0.00	\$0.00	\$0.00	\$162,452.44	\$162,452.44	\$662,848.98	(\$825,301.42)	0.00
11000	2100	52112	ERA - Retiree Health	\$1,108,572.00	\$0.00	\$1,108,572.00	\$23,374.41	\$23,374.41	\$95,372.95	\$989,824.64	0.00

State of New Mexico
Public School Operating Budget - Actuals Expenditure Rollup Report
Gadsden 2018-2019 - First Quarter (Jul - Sep) - Expenditure
Submitted

Fund	Func	Obj	Job Description	Budget	Adjustments	Adjusted Budget	Current Period	YTD	Encumbrance	Budget Balance	FTE
11000	2100	52210	FICA Payments	\$432,275.00	\$0.00	\$432,275.00	\$67,710.55	\$67,710.55	\$275,154.54	\$89,409.91	0.00
11000	2100	52220	Medicare Payments	\$101,096.00	\$0.00	\$101,096.00	\$15,835.74	\$15,835.74	\$64,351.81	\$20,908.45	0.00
11000	2100	52311	Health and Medical Premiums	\$778,578.00	\$0.00	\$778,578.00	\$107,044.41	\$107,044.41	\$461,184.33	\$210,349.26	0.00
11000	2100	52312	Life	\$10,432.00	\$0.00	\$10,432.00	\$1,401.77	\$1,401.77	\$5,713.69	\$3,316.54	0.00
11000	2100	52313	Dental	\$42,623.00	\$0.00	\$42,623.00	\$6,673.28	\$6,673.28	\$27,822.66	\$8,127.06	0.00
11000	2100	52314	Vision	\$6,864.00	\$0.00	\$6,864.00	\$975.87	\$975.87	\$4,219.66	\$1,668.47	0.00
11000	2100	52315	Disability	\$6,108.00	\$0.00	\$6,108.00	\$1,449.28	\$1,449.28	\$6,359.76	(\$1,701.04)	0.00
11000	2100	52500	Unemployment Compensation	\$3,576.00	\$0.00	\$3,576.00	\$756.56	\$756.56	\$3,538.44	(\$719.00)	0.00
11000	2100	52710	Workers Compensation Premium	\$147,323.00	\$0.00	\$147,323.00	\$23,566.36	\$23,566.36	\$96,156.41	\$27,600.23	0.00
11000	2100	52720	Workers Compensation Employer's Fee	\$1,742.00	\$0.00	\$1,742.00	\$283.39	\$283.39	\$864.30	\$594.31	0.00
11000	2100	53212	Speech Therapists - Contracted	\$833,500.00	\$0.00	\$833,500.00	\$222,818.09	\$222,818.09	\$687,870.73	(\$77,188.82)	0.00
11000	2100	53217	Interpreters - Contracted	\$140,000.00	\$0.00	\$140,000.00	\$0.00	\$0.00	\$0.00	\$140,000.00	0.00
11000	2100	53330	Professional Development	\$14,250.00	\$0.00	\$14,250.00	\$764.15	\$764.15	\$280.00	\$13,205.85	0.00
11000	2100	53414	Other Services	\$21,000.00	\$0.00	\$21,000.00	\$0.00	\$0.00	\$0.00	\$21,000.00	0.00
11000	2100	53711	Other Charges	\$0.00	\$0.00	\$0.00	\$110.00	\$110.00	\$135.00	(\$245.00)	0.00
11000	2100	54311	Maintenance & Repair - Furniture/Fixtures/Equipment	\$7,000.00	\$0.00	\$7,000.00	\$0.00	\$0.00	\$4,000.00	\$3,000.00	0.00
11000	2100	54620	Rental - Equipment and Vehicles	\$5,000.00	\$0.00	\$5,000.00	\$1,050.24	\$1,050.24	\$3,150.68	\$799.08	0.00
11000	2100	55813	Employee Travel - Non-Teachers	\$2,000.00	\$0.00	\$2,000.00	\$152.79	\$152.79	\$0.00	\$1,847.21	0.00
11000	2100	56118	General Supplies and Materials	\$61,506.00	\$0.00	\$61,506.00	\$8,970.87	\$8,970.87	\$2,830.67	\$49,704.46	0.00
11000	2100	57332	Supply Assets (\$5,000 or less)	\$4,000.00	\$0.00	\$4,000.00	\$1,216.91	\$1,216.91	\$360.00	\$2,423.09	0.00
11000	2100		SUBTOTAL Support Services-Students	\$10,699,603.00	\$0.00	\$10,699,603.00	\$1,814,896.53	\$1,814,896.53	\$7,170,906.38	\$1,713,800.09	154.46
	2200		Support Services-Instruction								
		51100	Salaries Expense								
11000	2200	51100	1211 Coordinator/Subject Matter Specialist	\$740,436.00	\$0.00	\$740,436.00	\$147,306.72	\$147,306.72	\$441,919.99	\$151,209.29	7.44
11000	2200	51100	1212 Library/Media Specialists	\$407,077.00	\$0.00	\$407,077.00	\$83,086.05	\$83,086.05	\$316,758.80	\$7,232.15	7.14
11000	2200	51100	1213 Library/Media Assistants	\$427,308.00	\$0.00	\$427,308.00	\$69,361.52	\$69,361.52	\$342,052.49	\$15,893.99	23.00
11000	2200	51100	1217 Secretarial/Clerical/Technical Assistants	\$975,591.00	\$0.00	\$975,591.00	\$199,621.45	\$199,621.45	\$667,940.85	\$108,028.70	36.77
11000	2200	51100	1511 Data Processing	\$242,686.00	\$0.00	\$242,686.00	\$60,671.10	\$60,671.10	\$182,013.36	\$1.54	4.00
11000	2200	51100	1613 Separation Pay	\$125,235.00	\$0.00	\$125,235.00	\$0.00	\$0.00	\$0.00	\$125,235.00	0.00
11000	2200	51100	SUBTOTAL Salaries Expense	\$2,918,333.00	\$0.00	\$2,918,333.00	\$560,046.84	\$560,046.84	\$1,950,685.49	\$407,600.67	78.35
		51300	Additional Compensation								
11000	2200	51300	1211 Coordinator/Subject Matter Specialist	\$40,000.00	\$0.00	\$40,000.00	\$7,800.00	\$7,800.00	\$3,750.00	\$28,450.00	0.00
11000	2200	51300	1212 Library/Media Specialists	\$0.00	\$0.00	\$0.00	\$50.00	\$50.00	\$0.00	(\$50.00)	0.00
11000	2200	51300	1213 Library/Media Assistants	\$0.00	\$0.00	\$0.00	\$50.00	\$50.00	\$0.00	(\$50.00)	0.00
11000	2200	51300	SUBTOTAL Additional Compensation	\$40,000.00	\$0.00	\$40,000.00	\$7,900.00	\$7,900.00	\$3,750.00	\$28,350.00	0.00
11000	2200	52111	Educational Retirement	\$393,801.00	\$0.00	\$393,801.00	\$77,672.66	\$77,672.66	\$270,743.16	\$45,385.18	0.00
11000	2200	52112	ERA - Retiree Health	\$56,663.00	\$0.00	\$56,663.00	\$11,183.86	\$11,183.86	\$38,956.15	\$6,522.99	0.00
11000	2200	52210	FICA Payments	\$183,418.00	\$0.00	\$183,418.00	\$32,665.58	\$32,665.58	\$111,911.46	\$38,840.96	0.00
11000	2200	52220	Medicare Payments	\$42,896.00	\$0.00	\$42,896.00	\$7,639.68	\$7,639.68	\$26,172.97	\$9,083.35	0.00
11000	2200	52311	Health and Medical Premiums	\$315,928.00	\$0.00	\$315,928.00	\$57,726.88	\$57,726.88	\$217,884.81	\$40,316.31	0.00

**State of New Mexico
Public School Operating Budget - Actuals Expenditure Rollup Report
Gadsden 2018-2019 - First Quarter (Jul - Sep) - Expenditure
Submitted**

Fund	Func	Obj	Job Description	Budget	Adjustments	Adjusted Budget	Current Period	YTD	Encumbrance	Budget Balance	FTE
11000	2200	52312	Life	\$4,234.00	\$0.00	\$4,234.00	\$912.33	\$912.33	\$3,426.27	(\$104.60)	0.00
11000	2200	52313	Dental	\$17,295.00	\$0.00	\$17,295.00	\$3,767.71	\$3,767.71	\$13,428.31	\$98.98	0.00
11000	2200	52314	Vision	\$2,785.00	\$0.00	\$2,785.00	\$623.73	\$623.73	\$2,289.05	(\$127.78)	0.00
11000	2200	52315	Disability	\$2,478.00	\$0.00	\$2,478.00	\$487.40	\$487.40	\$1,639.51	\$351.09	0.00
11000	2200	52500	Unemployment Compensation	\$1,517.00	\$0.00	\$1,517.00	\$357.82	\$357.82	\$1,451.26	(\$292.08)	0.00
11000	2200	52710	Workers Compensation Premium	\$61,714.00	\$0.00	\$61,714.00	\$11,452.44	\$11,452.44	\$39,410.64	\$10,850.92	0.00
11000	2200	52720	Workers Compensation Employer's Fee	\$709.00	\$0.00	\$709.00	\$191.30	\$191.30	\$532.50	(\$14.80)	0.00
11000	2200	53330	Professional Development	\$33,000.00	\$0.00	\$33,000.00	\$992.71	\$992.71	\$3,644.90	\$28,362.39	0.00
11000	2200	53414	Other Services	\$401,734.00	\$0.00	\$401,734.00	\$1,362.50	\$1,362.50	\$20,318.55	\$380,052.95	0.00
11000	2200	53711	Other Charges	\$5,800.00	\$0.00	\$5,800.00	\$0.00	\$0.00	\$0.00	\$5,800.00	0.00
11000	2200	54311	Maintenance & Repair - Furniture/Fixtures/Equipment	\$3,000.00	\$0.00	\$3,000.00	\$0.00	\$0.00	\$0.00	\$3,000.00	0.00
11000	2200	54620	Rental - Equipment and Vehicles	\$10,100.00	\$0.00	\$10,100.00	\$2,615.22	\$2,615.22	\$7,845.77	(\$360.99)	0.00
11000	2200	54630	Rental - Computers and Related Equipment	\$13,000.00	\$0.00	\$13,000.00	\$1,938.75	\$1,938.75	\$5,541.61	\$5,519.64	0.00
11000	2200	55813	Employee Travel - Non-Teachers	\$5,000.00	\$0.00	\$5,000.00	\$187.43	\$187.43	\$705.75	\$4,106.82	0.00
11000	2200	55915	Other Contract Services	\$2,100.00	\$0.00	\$2,100.00	\$0.00	\$0.00	\$0.00	\$2,100.00	0.00
11000	2200	56113	Software	\$2,000.00	\$0.00	\$2,000.00	\$0.00	\$0.00	\$0.00	\$2,000.00	0.00
11000	2200	56114	Library And Audio-Visual	\$150,385.00	\$0.00	\$150,385.00	\$6,055.55	\$6,055.55	\$17,664.40	\$126,665.05	0.00
11000	2200	56118	General Supplies and Materials	\$60,757.00	\$0.00	\$60,757.00	\$3,316.20	\$3,316.20	\$8,113.45	\$49,327.35	0.00
11000	2200	57332	Supply Assets (\$5,000 or less)	\$11,500.00	\$0.00	\$11,500.00	\$1,839.98	\$1,839.98	\$3,149.20	\$6,510.82	0.00
11000	2200		SubTOTAL Support Services-Instruction	\$4,740,147.00	\$0.00	\$4,740,147.00	\$790,936.57	\$790,936.57	\$2,749,265.21	\$1,199,945.22	78.35
	2300		Support Services-General Administration								
		51100	Salaries Expense								
11000	2300	51100	1111 Superintendent	\$140,000.00	\$0.00	\$140,000.00	\$35,509.10	\$35,509.10	\$107,290.90	(\$2,800.00)	1.00
11000	2300	51100	1217 Secretarial/Clerical/Technical Assistants	\$55,099.00	\$0.00	\$55,099.00	\$13,663.48	\$13,663.48	\$40,322.50	\$1,113.02	2.00
11000	2300	51100	1611 Substitutes-Sick Leave	\$0.00	\$0.00	\$0.00	\$990.00	\$990.00	\$1,117.50	(\$2,107.50)	0.00
11000	2300	51100	1800 Board Members	\$9,000.00	\$0.00	\$9,000.00	\$1,725.00	\$1,725.00	\$450.00	\$6,825.00	0.00
11000	2300	51100	SubTOTAL Salaries Expense	\$204,099.00	\$0.00	\$204,099.00	\$51,887.58	\$51,887.58	\$149,180.90	\$3,030.52	3.00
		51300	Additional Compensation								
11000	2300	51300	1217 Secretarial/Clerical/Technical Assistants	\$1,251.00	\$0.00	\$1,251.00	\$265.83	\$265.83	\$53.94	\$931.23	0.00
11000	2300	51300	SubTOTAL Additional Compensation	\$1,251.00	\$0.00	\$1,251.00	\$265.83	\$265.83	\$53.94	\$931.23	0.00
11000	2300	52111	Educational Retirement	\$27,299.00	\$0.00	\$27,299.00	\$6,871.93	\$6,871.93	\$20,525.69	(\$98.62)	0.00
11000	2300	52112	ERA - Retiree Health	\$3,902.00	\$0.00	\$3,902.00	\$988.78	\$988.78	\$2,953.26	(\$40.04)	0.00
11000	2300	52210	FICA Payments	\$12,654.00	\$0.00	\$12,654.00	\$3,106.64	\$3,106.64	\$8,789.17	\$758.19	0.00
11000	2300	52220	Medicare Payments	\$2,960.00	\$0.00	\$2,960.00	\$726.60	\$726.60	\$2,055.53	\$177.87	0.00
11000	2300	52311	Health and Medical Premiums	\$22,131.00	\$0.00	\$22,131.00	\$2,709.06	\$2,709.06	\$8,341.02	\$11,080.92	0.00
11000	2300	52312	Life	\$297.00	\$0.00	\$297.00	\$42.30	\$42.30	\$126.90	\$127.80	0.00
11000	2300	52313	Dental	\$1,211.00	\$0.00	\$1,211.00	\$146.64	\$146.64	\$439.92	\$624.44	0.00
11000	2300	52314	Vision	\$195.00	\$0.00	\$195.00	\$25.44	\$25.44	\$76.32	\$93.24	0.00
11000	2300	52315	Disability	\$174.00	\$0.00	\$174.00	\$0.00	\$0.00	\$0.00	\$174.00	0.00

State of New Mexico
Public School Operating Budget - Actuals Expenditure Rollup Report
Gadsden 2018-2019 - First Quarter (Jul - Sep) - Expenditure
Submitted

Fund	Func	Obj	Job Description	Budget	Adjustments	Adjusted Budget	Current Period	YTD	Encumbrance	Budget Balance	FTE
11000	2300	52500	Unemployment Compensation	\$105.00	\$0.00	\$105.00	\$32.23	\$32.23	\$109.78	(\$37.01)	0.00
11000	2300	52710	Workers Compensation Premium	\$4,312.00	\$0.00	\$4,312.00	\$1,051.54	\$1,051.54	\$2,985.12	\$275.34	0.00
11000	2300	52720	Workers Compensation Employer's Fee	\$51.00	\$0.00	\$51.00	\$20.70	\$20.70	\$20.70	\$9.60	0.00
11000	2300	53330	Professional Development	\$7,000.00	\$0.00	\$7,000.00	\$0.00	\$0.00	\$1,550.00	\$5,450.00	0.00
11000	2300	53411	Auditing	\$60,000.00	\$0.00	\$60,000.00	\$22,843.75	\$22,843.75	\$22,843.75	\$14,312.50	0.00
11000	2300	53412	Bond/Board Elections	\$55,000.00	\$0.00	\$55,000.00	\$0.00	\$0.00	\$0.00	\$55,000.00	0.00
11000	2300	53413	Legal	\$104,000.00	\$0.00	\$104,000.00	\$8,934.13	\$8,934.13	\$11,265.87	\$83,800.00	0.00
11000	2300	53414	Other Services	\$25,000.00	\$0.00	\$25,000.00	\$455.00	\$455.00	\$14,895.00	\$9,650.00	0.00
11000	2300	53711	Other Charges	\$10,000.00	\$0.00	\$10,000.00	\$7,100.00	\$7,100.00	\$455.53	\$2,444.47	0.00
11000	2300	53712	County Tax Collection Costs	\$4,000.00	\$0.00	\$4,000.00	\$101.89	\$101.89	\$0.00	\$3,898.11	0.00
11000	2300	54620	Rental - Equipment and Vehicles	\$5,000.00	\$0.00	\$5,000.00	\$1,066.14	\$1,066.14	\$3,198.36	\$735.50	0.00
11000	2300	55400	Advertising	\$5,000.00	\$0.00	\$5,000.00	\$660.28	\$660.28	\$4,067.64	\$272.08	0.00
11000	2300	55811	Board Travel	\$12,000.00	\$0.00	\$12,000.00	\$3,818.56	\$3,818.56	\$180.00	\$8,001.44	0.00
11000	2300	55812	Board Training	\$12,000.00	\$0.00	\$12,000.00	\$500.00	\$500.00	\$7,295.00	\$4,205.00	0.00
11000	2300	55813	Employee Travel - Non-Teachers	\$12,000.00	\$0.00	\$12,000.00	\$2,428.41	\$2,428.41	\$1,867.00	\$7,704.59	0.00
11000	2300	55915	Other Contract Services	\$64,000.00	\$0.00	\$64,000.00	\$6,354.40	\$6,354.40	\$21,646.60	\$35,999.00	0.00
11000	2300	56115	Board Expenses	\$9,000.00	\$0.00	\$9,000.00	\$8,014.50	\$8,014.50	\$0.00	\$985.50	0.00
11000	2300	56118	General Supplies and Materials	\$7,000.00	\$0.00	\$7,000.00	\$4,256.50	\$4,256.50	\$350.38	\$2,393.12	0.00
11000	2300	57332	Supply Assets (\$5,000 or less)	\$0.00	\$0.00	\$0.00	\$654.19	\$654.19	\$1,234.05	(\$1,888.24)	0.00
11000	2300		SUBTOTAL Support Services-General Administration	\$671,641.00	\$0.00	\$671,641.00	\$135,063.02	\$135,063.02	\$286,507.43	\$250,070.55	3.00
	2400		Support Services-School Administration								
		51100	Salaries Expense								
11000	2400	51100	1112 Principals	\$3,794,810.00	\$0.00	\$3,794,810.00	\$834,528.66	\$834,528.66	\$2,813,928.66	\$146,352.68	56.00
11000	2400	51100	1217 Secretarial/Clerical/Technical Assistants	\$922,048.00	\$0.00	\$922,048.00	\$187,678.72	\$187,678.72	\$687,188.20	\$47,181.08	48.00
11000	2400	51100	1613 Separation Pay	\$14,692.00	\$0.00	\$14,692.00	\$0.00	\$0.00	\$0.00	\$14,692.00	0.00
11000	2400	51100	SUBTOTAL Salaries Expense	\$4,731,550.00	\$0.00	\$4,731,550.00	\$1,022,207.38	\$1,022,207.38	\$3,501,116.86	\$208,225.76	104.00
11000	2400	52111	Educational Retirement	\$655,644.00	\$0.00	\$655,644.00	\$142,002.53	\$142,002.53	\$480,154.79	\$33,486.68	0.00
11000	2400	52112	ERA - Retiree Health	\$94,337.00	\$0.00	\$94,337.00	\$20,432.03	\$20,432.03	\$69,087.18	\$4,817.79	0.00
11000	2400	52210	FICA Payments	\$293,356.00	\$0.00	\$293,356.00	\$58,363.36	\$58,363.36	\$196,274.17	\$38,718.47	0.00
11000	2400	52220	Medicare Payments	\$68,608.00	\$0.00	\$68,608.00	\$13,649.40	\$13,649.40	\$45,902.76	\$9,055.84	0.00
11000	2400	52311	Health and Medical Premiums	\$533,690.00	\$0.00	\$533,690.00	\$123,258.12	\$123,258.12	\$440,995.54	(\$30,563.66)	0.00
11000	2400	52312	Life	\$7,152.00	\$0.00	\$7,152.00	\$1,246.89	\$1,246.89	\$4,356.90	\$1,548.21	0.00
11000	2400	52313	Dental	\$29,217.00	\$0.00	\$29,217.00	\$6,558.35	\$6,558.35	\$23,471.82	(\$813.17)	0.00
11000	2400	52314	Vision	\$4,705.00	\$0.00	\$4,705.00	\$1,217.33	\$1,217.33	\$4,344.95	(\$857.28)	0.00
11000	2400	52315	Disability	\$4,188.00	\$0.00	\$4,188.00	\$962.04	\$962.04	\$3,284.05	(\$58.09)	0.00
11000	2400	52500	Unemployment Compensation	\$2,427.00	\$0.00	\$2,427.00	\$643.80	\$643.80	\$2,562.33	(\$779.13)	0.00
11000	2400	52710	Workers Compensation Premium	\$99,977.00	\$0.00	\$99,977.00	\$20,612.57	\$20,612.57	\$69,653.65	\$9,710.78	0.00
11000	2400	52720	Workers Compensation Employer's Fee	\$1,180.00	\$0.00	\$1,180.00	\$238.96	\$238.96	\$683.10	\$257.94	0.00
11000	2400	53330	Professional Development	\$13,350.00	\$0.00	\$13,350.00	\$0.00	\$0.00	\$255.00	\$13,095.00	0.00

State of New Mexico
Public School Operating Budget - Actuals Expenditure Rollup Report
Gadsden 2018-2019 - First Quarter (Jul - Sep) - Expenditure
Submitted

Fund	Func	Obj	Job Description	Budget	Adjustments	Adjusted Budget	Current Period	YTD	Encumbrance	Budget Balance	FTE
11000	2400	53414	Other Services	\$71,000.00	\$0.00	\$71,000.00	\$25,182.25	\$25,182.25	\$650.00	\$45,167.75	0.00
11000	2400	53711	Other Charges	\$0.00	\$0.00	\$0.00	\$180.00	\$180.00	\$116.00	(\$296.00)	0.00
11000	2400	54311	Maintenance & Repair - Furniture/Fixtures/Equipment	\$0.00	\$0.00	\$0.00	\$1,435.14	\$1,435.14	\$0.00	(\$1,435.14)	0.00
11000	2400	55813	Employee Travel - Non-Teachers	\$3,250.00	\$0.00	\$3,250.00	\$139.17	\$139.17	\$512.89	\$2,597.94	0.00
11000	2400	56118	General Supplies and Materials	\$67,236.00	\$0.00	\$67,236.00	\$7,619.94	\$7,619.94	\$7,606.97	\$52,009.09	0.00
11000	2400	57332	Supply Assets (\$5,000 or less)	\$0.00	\$0.00	\$0.00	\$2,965.45	\$2,965.45	\$435.90	(\$3,401.35)	0.00
11000	2400		SUBTOTAL Support Services-School Administration Central Services	\$6,680,867.00	\$0.00	\$6,680,867.00	\$1,448,914.71	\$1,448,914.71	\$4,851,464.86	\$380,487.43	104.00
	2500		Salaries Expense								
11000	2500	51100	1113 Administrative Associates	\$100,883.00	\$0.00	\$100,883.00	\$25,220.82	\$25,220.82	\$75,662.55	(\$0.37)	1.00
11000	2500	51100	1114 Administrative Assistants	\$79,005.00	\$0.00	\$79,005.00	\$19,751.28	\$19,751.28	\$59,253.72	\$0.00	1.00
11000	2500	51100	1115 Assoc. Supt.-Fin./Bus. Mgr.	\$94,496.00	\$0.00	\$94,496.00	\$23,623.98	\$23,623.98	\$70,872.02	\$0.00	1.00
11000	2500	51100	1217 Secretarial/Clerical/Technical Assistants	\$193,144.00	\$0.00	\$193,144.00	\$48,282.06	\$48,282.06	\$144,845.94	\$16.00	6.00
11000	2500	51100	1220 Business Office Support	\$497,212.00	\$0.00	\$497,212.00	\$121,799.64	\$121,799.64	\$365,376.74	\$10,035.62	12.00
11000	2500	51100	1511 Data Processing	\$356,313.00	\$0.00	\$356,313.00	\$81,561.52	\$81,561.52	\$254,305.74	\$20,445.74	9.00
11000	2500	51100	1613 Separation Pay	\$75,316.00	\$0.00	\$75,316.00	\$0.00	\$0.00	\$0.00	\$75,316.00	0.00
11000	2500	51100	1616 Warehouse/Delivery	\$254,426.00	\$0.00	\$254,426.00	\$62,606.75	\$62,606.75	\$191,465.73	\$353.52	9.50
11000	2500	51100	SUBTOTAL Salaries Expense	\$1,650,795.00	\$0.00	\$1,650,795.00	\$382,846.05	\$382,846.05	\$1,161,782.44	\$106,166.51	39.50
			Overtime Expense								
11000	2500	51200	1616 Warehouse/Delivery	\$0.00	\$0.00	\$0.00	\$53.18	\$53.18	\$0.00	(\$53.18)	0.00
11000	2500	51200	SUBTOTAL Overtime Expense	\$0.00	\$0.00	\$0.00	\$53.18	\$53.18	\$0.00	(\$53.18)	0.00
11000	2500	52111	Educational Retirement	\$218,991.00	\$0.00	\$218,991.00	\$53,222.90	\$53,222.90	\$161,487.46	\$4,280.64	0.00
11000	2500	52112	ERA - Retiree Health	\$31,510.00	\$0.00	\$31,510.00	\$7,657.96	\$7,657.96	\$23,235.55	\$616.49	0.00
11000	2500	52210	FICA Payments	\$102,349.00	\$0.00	\$102,349.00	\$21,594.98	\$21,594.98	\$65,381.22	\$15,372.80	0.00
11000	2500	52220	Medicare Payments	\$23,938.00	\$0.00	\$23,938.00	\$5,050.64	\$5,050.64	\$15,291.55	\$3,595.81	0.00
11000	2500	52311	Health and Medical Premiums	\$172,589.00	\$0.00	\$172,589.00	\$45,684.14	\$45,684.14	\$141,144.66	(\$14,239.80)	0.00
11000	2500	52312	Life	\$2,314.00	\$0.00	\$2,314.00	\$544.76	\$544.76	\$1,667.86	\$101.38	0.00
11000	2500	52313	Dental	\$9,448.00	\$0.00	\$9,448.00	\$2,153.39	\$2,153.39	\$6,626.16	\$668.45	0.00
11000	2500	52314	Vision	\$1,521.00	\$0.00	\$1,521.00	\$430.36	\$430.36	\$1,297.80	(\$207.16)	0.00
11000	2500	52315	Disability	\$1,354.00	\$0.00	\$1,354.00	\$458.52	\$458.52	\$1,375.56	(\$480.08)	0.00
11000	2500	52500	Unemployment Compensation	\$840.00	\$0.00	\$840.00	\$234.88	\$234.88	\$862.02	(\$256.90)	0.00
11000	2500	52710	Workers Compensation Premium	\$34,881.00	\$0.00	\$34,881.00	\$128,706.03	\$128,706.03	\$23,426.53	(\$117,251.56)	0.00
11000	2500	52720	Workers Compensation Employer's Fee	\$394.00	\$0.00	\$394.00	\$89.81	\$89.81	\$272.82	\$31.37	0.00
11000	2500	53330	Professional Development	\$31,500.00	\$0.00	\$31,500.00	\$3,940.23	\$3,940.23	\$4,659.21	\$22,900.56	0.00
11000	2500	53414	Other Services	\$17,500.00	\$150,000.00	\$167,500.00	\$866.08	\$866.08	\$1,854.12	\$164,779.80	0.00
11000	2500	53711	Other Charges	\$7,000.00	\$0.00	\$7,000.00	(\$4,921.18)	(\$4,921.18)	\$3,200.00	\$8,721.18	0.00
11000	2500	54311	Maintenance & Repair - Furniture/Fixtures/Equipment	\$35,000.00	\$50,000.00	\$85,000.00	\$5,792.49	\$5,792.49	\$19,948.07	\$59,259.44	0.00
11000	2500	54620	Rental - Equipment and Vehicles	\$28,500.00	\$0.00	\$28,500.00	\$4,830.36	\$4,830.36	\$14,491.02	\$9,178.62	0.00
11000	2500	55400	Advertising	\$3,000.00	\$0.00	\$3,000.00	\$1,673.41	\$1,673.41	\$140.00	\$1,186.59	0.00
11000	2500	55813	Employee Travel - Non-Teachers	\$22,000.00	\$0.00	\$22,000.00	\$1,636.49	\$1,636.49	\$807.65	\$19,555.86	0.00

**State of New Mexico
Public School Operating Budget - Actuals Expenditure Rollup Report
Gadsden 2018-2019 - First Quarter (Jul - Sep) - Expenditure
Submitted**

Fund	Func	Obj	Job Description	Budget	Adjustments	Adjusted Budget	Current Period	YTD	Encumbrance	Budget Balance	FTE
11000	2500	55915	Other Contract Services	\$28,000.00	\$0.00	\$28,000.00	\$120.75	\$120.75	\$0.00	\$27,879.25	0.00
11000	2500	56113	Software	\$3,500.00	\$0.00	\$3,500.00	\$2,200.53	\$2,200.53	\$0.00	\$1,299.47	0.00
11000	2500	56118	General Supplies and Materials	\$74,700.00	\$25,000.00	\$99,700.00	\$3,895.79	\$3,895.79	\$5,993.86	\$89,810.35	0.00
11000	2500	57331	Fixed Assets (more than \$5,000)	\$0.00	\$775,000.00	\$775,000.00	\$0.00	\$0.00	\$0.00	\$775,000.00	0.00
11000	2500	57332	Supply Assets (\$5,000 or less)	\$6,500.00	\$2,000,000.00	\$2,006,500.00	\$4,094.68	\$4,094.68	\$0.00	\$2,002,405.32	0.00
11000	2500		SUBTOTAL Central Services	\$2,508,124.00	\$3,000,000.00	\$5,508,124.00	\$672,857.23	\$672,857.23	\$1,654,945.56	\$3,180,321.21	39.50
	2600		Operation & Maintenance of Plant								
		51100	Salaries Expense								
11000	2600	51100	1113 Administrative Associates	\$107,664.00	\$0.00	\$107,664.00	\$18,841.26	\$18,841.26	\$56,523.82	\$32,298.92	0.70
11000	2600	51100	1114 Administrative Assistants	\$256,449.00	\$0.00	\$256,449.00	\$62,862.24	\$62,862.24	\$188,586.70	\$5,000.06	4.00
11000	2600	51100	1217 Secretarial/Clerical/Technical Assistants	\$188,302.00	\$0.00	\$188,302.00	\$52,917.53	\$52,917.53	\$159,963.20	(\$24,578.73)	7.00
11000	2600	51100	1613 Separation Pay	\$17,968.00	\$0.00	\$17,968.00	\$0.00	\$0.00	\$0.00	\$17,968.00	0.00
11000	2600	51100	1614 Maintenance	\$1,639,951.00	\$0.00	\$1,639,951.00	\$335,237.78	\$335,237.78	\$1,038,617.16	\$266,096.06	53.00
11000	2600	51100	1615 Custodial	\$1,924,177.00	\$0.00	\$1,924,177.00	\$437,036.20	\$437,036.20	\$1,332,970.45	\$154,170.35	94.50
11000	2600	51100	1623 Crosswalk Guards	\$587,041.00	\$0.00	\$587,041.00	\$101,740.30	\$101,740.30	\$455,542.26	\$29,758.44	37.00
11000	2600	51100	SUBTOTAL Salaries Expense	\$4,721,552.00	\$0.00	\$4,721,552.00	\$1,008,635.31	\$1,008,635.31	\$3,232,203.59	\$480,713.10	196.20
		51200	Overtime Expense								
11000	2600	51200	1614 Maintenance	\$0.00	\$0.00	\$0.00	\$3,367.15	\$3,367.15	\$0.00	(\$3,367.15)	0.00
11000	2600	51200	1615 Custodial	\$100,300.00	\$0.00	\$100,300.00	\$3,953.40	\$3,953.40	\$367.26	\$95,979.34	0.00
11000	2600	51200	1623 Crosswalk Guards	\$400.00	\$0.00	\$400.00	\$3,649.53	\$3,649.53	\$820.89	(\$4,070.42)	0.00
11000	2600	51200	SUBTOTAL Overtime Expense	\$100,700.00	\$0.00	\$100,700.00	\$10,970.08	\$10,970.08	\$1,188.15	\$88,541.77	0.00
		51300	Additional Compensation								
11000	2600	51300	1614 Maintenance	\$0.00	\$0.00	\$0.00	\$0.00	\$0.00	\$12,538.68	(\$12,538.68)	0.00
11000	2600	51300	SUBTOTAL Additional Compensation	\$0.00	\$0.00	\$0.00	\$0.00	\$0.00	\$12,538.68	(\$12,538.68)	0.00
11000	2600	52111	Educational Retirement	\$667,784.00	\$0.00	\$667,784.00	\$140,664.54	\$140,664.54	\$449,441.24	\$77,678.22	0.00
11000	2600	52112	ERA - Retiree Health	\$96,085.00	\$0.00	\$96,085.00	\$20,251.49	\$20,251.49	\$64,668.33	\$11,165.18	0.00
11000	2600	52210	FICA Payments	\$298,974.00	\$0.00	\$298,974.00	\$58,483.73	\$58,483.73	\$185,017.51	\$55,472.76	0.00
11000	2600	52220	Medicare Payments	\$69,923.00	\$0.00	\$69,923.00	\$13,677.62	\$13,677.62	\$43,269.54	\$12,975.84	0.00
11000	2600	52311	Health and Medical Premiums	\$531,112.00	\$0.00	\$531,112.00	\$124,307.76	\$124,307.76	\$411,311.24	(\$4,507.00)	0.00
11000	2600	52312	Life	\$7,117.00	\$0.00	\$7,117.00	\$2,297.88	\$2,297.88	\$7,532.51	(\$2,713.39)	0.00
11000	2600	52313	Dental	\$29,076.00	\$0.00	\$29,076.00	\$6,734.49	\$6,734.49	\$21,684.96	\$656.55	0.00
11000	2600	52314	Vision	\$4,682.00	\$0.00	\$4,682.00	\$1,155.99	\$1,155.99	\$3,758.78	(\$232.77)	0.00
11000	2600	52315	Disability	\$4,169.00	\$0.00	\$4,169.00	\$1,038.97	\$1,038.97	\$3,361.40	(\$231.37)	0.00
11000	2600	52500	Unemployment Compensation	\$2,479.00	\$0.00	\$2,479.00	\$633.61	\$633.61	\$2,408.85	(\$563.46)	0.00
11000	2600	52710	Workers Compensation Premium	\$101,892.00	\$0.00	\$101,892.00	\$20,655.63	\$20,655.63	\$65,451.22	\$15,785.15	0.00
11000	2600	52720	Workers Compensation Employer's Fee	\$1,201.00	\$0.00	\$1,201.00	\$424.32	\$424.32	\$1,276.47	(\$499.79)	0.00
11000	2600	53330	Professional Development	\$14,500.00	\$0.00	\$14,500.00	\$0.00	\$0.00	\$0.00	\$14,500.00	0.00
11000	2600	53711	Other Charges	\$22,000.00	\$0.00	\$22,000.00	\$39,949.37	\$39,949.37	\$11,279.51	(\$29,228.88)	0.00
11000	2600	54311	Maintenance & Repair - Furniture/Fixtures/Equipment	\$150,000.00	\$0.00	\$150,000.00	\$24,996.40	\$24,996.40	\$116,166.82	\$8,836.78	0.00

State of New Mexico
Public School Operating Budget - Actuals Expenditure Rollup Report
Gadsden 2018-2019 - First Quarter (Jul - Sep) - Expenditure
Submitted

Fund	Func	Obj	Job Description	Budget	Adjustments	Adjusted Budget	Current Period	YTD	Encumbrance	Budget Balance	FTE
11000	2600	54312	Maintenance & Repair - Buildings and Grounds	\$140,000.00	\$0.00	\$140,000.00	\$11,297.89	\$11,297.89	\$3,172.22	\$125,529.89	0.00
11000	2600	54313	Maintenance & Repair - Vehicles	\$12,000.00	\$0.00	\$12,000.00	\$224.00	\$224.00	\$7,807.07	\$3,968.93	0.00
11000	2600	54411	Electricity	\$3,300,000.00	\$0.00	\$3,300,000.00	\$595,744.44	\$595,744.44	\$2,428,682.31	\$275,573.25	0.00
11000	2600	54412	Natural Gas (Buildings)	\$600,000.00	\$0.00	\$600,000.00	\$8,144.51	\$8,144.51	\$228,804.00	\$363,051.49	0.00
11000	2600	54413	Propane/Butane (Buildings)	\$10,000.00	\$0.00	\$10,000.00	\$167.71	\$167.71	\$5,372.19	\$4,460.10	0.00
11000	2600	54415	Water/Sewage	\$872,000.00	\$0.00	\$872,000.00	\$179,051.85	\$179,051.85	\$441,413.09	\$251,535.06	0.00
11000	2600	54416	Communication Services	\$803,500.00	\$0.00	\$803,500.00	\$83,503.72	\$83,503.72	\$500,359.83	\$219,636.45	0.00
11000	2600	54620	Rental - Equipment and Vehicles	\$8,000.00	\$0.00	\$8,000.00	\$3,989.19	\$3,989.19	\$11,967.54	(\$7,956.73)	0.00
11000	2600	55200	Property/Liability Insurance	\$2,302,577.00	\$0.00	\$2,302,577.00	\$2,291,316.87	\$2,291,316.87	\$2,000.00	\$9,260.13	0.00
11000	2600	55813	Employee Travel - Non-Teachers	\$18,300.00	\$0.00	\$18,300.00	\$1,182.51	\$1,182.51	\$692.20	\$16,425.29	0.00
11000	2600	55915	Other Contract Services	\$402,000.00	\$0.00	\$402,000.00	\$0.00	\$0.00	\$95,687.06	\$306,312.94	0.00
11000	2600	56118	General Supplies and Materials	\$355,200.00	\$0.00	\$355,200.00	\$17,519.73	\$17,519.73	\$193,375.28	\$144,304.99	0.00
11000	2600	56211	Gasoline	\$155,000.00	\$0.00	\$155,000.00	(\$2,125.63)	(\$2,125.63)	\$83,139.10	\$73,986.53	0.00
11000	2600	56212	Diesel Fuel	\$50,000.00	\$0.00	\$50,000.00	\$6,169.23	\$6,169.23	\$33,830.77	\$10,000.00	0.00
11000	2600	56214	Lubricants/Anti-Freeze	\$4,000.00	\$0.00	\$4,000.00	\$0.00	\$0.00	\$0.00	\$4,000.00	0.00
11000	2600	56215	Tires/Tubes	\$6,000.00	\$0.00	\$6,000.00	\$0.00	\$0.00	\$2,000.00	\$4,000.00	0.00
11000	2600	56216	Maintenance Supplies/Parts	\$15,000.00	\$0.00	\$15,000.00	\$1,931.21	\$1,931.21	\$11,453.34	\$1,615.45	0.00
11000	2600	57332	Supply Assets (\$5,000 or less)	\$52,000.00	\$0.00	\$52,000.00	\$0.00	\$0.00	\$1,077.33	\$50,922.67	0.00
11000	2600		SUBTOTAL Operation & Maintenance of Plant	\$15,928,823.00	\$0.00	\$15,928,823.00	\$4,672,994.42	\$4,672,994.42	\$8,683,392.13	\$2,572,436.45	196.20
	2700		Student Transportation								
11000	2700	55112	Transportation Contractors	\$87,666.00	\$0.00	\$87,666.00	\$0.00	\$0.00	\$0.00	\$87,666.00	0.00
11000	2700		SUBTOTAL Student Transportation	\$87,666.00	\$0.00	\$87,666.00	\$0.00	\$0.00	\$0.00	\$87,666.00	0.00
	2900		Other Support Services								
11000	2900	58213	Emergency Reserve	\$6,048,772.00	\$0.00	\$6,048,772.00	\$0.00	\$0.00	\$0.00	\$6,048,772.00	0.00
11000	2900	58215	Restricted Expenditures	\$4,241,436.00	(\$3,000,000.00)	\$1,241,436.00	\$0.00	\$0.00	\$0.00	\$1,241,436.00	0.00
11000	2900	58218	75% June Credit	\$66,025.00	\$0.00	\$66,025.00	\$0.00	\$0.00	\$0.00	\$66,025.00	0.00
11000	2900		SUBTOTAL Other Support Services	\$10,356,233.00	(\$3,000,000.00)	\$7,356,233.00	\$0.00	\$0.00	\$0.00	\$7,356,233.00	0.00
11000	2000		SUBTOTAL Support Services	\$51,673,104.00	\$0.00	\$51,673,104.00	\$9,535,662.48	\$9,535,662.48	\$25,396,481.57	\$16,740,959.95	575.51
	3000		Operation of Non-Instructional Services								
	3100		Food Services Operations								
		51100	Salaries Expense								
11000	3100	51100	1613 Separation Pay	\$10,000.00	\$0.00	\$10,000.00	\$0.00	\$0.00	\$0.00	\$10,000.00	0.00
11000	3100	51100	SUBTOTAL Salaries Expense	\$10,000.00	\$0.00	\$10,000.00	\$0.00	\$0.00	\$0.00	\$10,000.00	0.00
11000	3100	52210	FICA Payments	\$620.00	\$0.00	\$620.00	\$0.00	\$0.00	\$0.00	\$620.00	0.00
11000	3100	52220	Medicare Payments	\$145.00	\$0.00	\$145.00	\$0.00	\$0.00	\$0.00	\$145.00	0.00
11000	3100	52500	Unemployment Compensation	\$5.00	\$0.00	\$5.00	\$0.00	\$0.00	\$0.00	\$5.00	0.00
11000	3100	52710	Workers Compensation Premium	\$211.00	\$0.00	\$211.00	\$0.00	\$0.00	\$0.00	\$211.00	0.00

State of New Mexico
Public School Operating Budget - Actuals Expenditure Rollup Report
Gadsden 2018-2019 - First Quarter (Jul - Sep) - Expenditure
Submitted

Fund	Func	Obj	Job	Description	Budget	Adjustments	Adjusted Budget	Current Period	YTD	Encumbrance	Budget Balance	FTE
11000	3100			SUBTOTAL Food Services	\$10,981.00	\$0.00	\$10,981.00	\$0.00	\$0.00	\$0.00	\$10,981.00	0.00
				Operations								
				Community Services								
				Operations								
				Additional Compensation								
11000	3300	51300	1620	Recreation	\$50,000.00	\$0.00	\$50,000.00	\$11,513.00	\$11,513.00	\$0.00	\$38,487.00	0.00
11000	3300	51300		SUBTOTAL Additional Compensation	\$50,000.00	\$0.00	\$50,000.00	\$11,513.00	\$11,513.00	\$0.00	\$38,487.00	0.00
11000	3300	52111		Educational Retirement	\$6,950.00	\$0.00	\$6,950.00	\$439.80	\$439.80	\$0.00	\$6,510.20	0.00
11000	3300	52112		ERA - Retiree Health	\$500.00	\$0.00	\$500.00	\$63.28	\$63.28	\$0.00	\$436.72	0.00
11000	3300	52210		FICA Payments	\$3,100.00	\$0.00	\$3,100.00	\$245.60	\$245.60	\$0.00	\$2,854.40	0.00
11000	3300	52220		Medicare Payments	\$725.00	\$0.00	\$725.00	\$57.43	\$57.43	\$0.00	\$667.57	0.00
11000	3300	52500		Unemployment Compensation	\$55.00	\$0.00	\$55.00	\$5.56	\$5.56	\$0.00	\$49.44	0.00
11000	3300	52710		Workers Compensation Premium	\$800.00	\$0.00	\$800.00	\$232.15	\$232.15	\$0.00	\$567.85	0.00
11000	3300	55915		Other Contract Services	\$1,500.00	\$0.00	\$1,500.00	\$0.00	\$0.00	\$0.00	\$1,500.00	0.00
11000	3300	56118		General Supplies and Materials	\$2,870.00	\$0.00	\$2,870.00	\$0.00	\$0.00	\$0.00	\$2,870.00	0.00
11000	3300			SUBTOTAL Community Services Operations	\$66,500.00	\$0.00	\$66,500.00	\$12,556.82	\$12,556.82	\$0.00	\$53,943.18	0.00
11000	3000			SUBTOTAL Operation of Non-Instructional Services	\$77,481.00	\$0.00	\$77,481.00	\$12,556.82	\$12,556.82	\$0.00	\$64,924.18	0.00
				Capital Outlay								
11000	4000	57311		Vehicles General	\$200,000.00	\$0.00	\$200,000.00	\$0.00	\$0.00	\$0.00	\$200,000.00	0.00
11000	4000			SUBTOTAL Capital Outlay	\$200,000.00	\$0.00	\$200,000.00	\$0.00	\$0.00	\$0.00	\$200,000.00	0.00
11000				TOTAL Operational	\$121,005,438.00	\$0.00	\$121,005,438.00	\$20,120,218.02	\$20,120,218.02	\$75,403,609.35	\$25,481,610.63	1,663.55
13000				Pupil Transportation								
				Support Services								
				Student Transportation								
				Salaries Expense								
13000	2700	51100	1113	Administrative Associates	\$18,000.00	\$0.00	\$18,000.00	\$2,691.60	\$2,691.60	\$8,074.81	\$7,233.59	0.30
13000	2700	51100	1217	Secretarial/Clerical/Technical Assistants	\$40,045.00	\$0.00	\$40,045.00	\$6,385.62	\$6,385.62	\$19,156.78	\$14,502.60	1.00
13000	2700	51100		SUBTOTAL Salaries Expense	\$58,045.00	\$0.00	\$58,045.00	\$9,077.22	\$9,077.22	\$27,231.59	\$21,736.19	1.30
13000	2700	52111		Educational Retirement	\$8,068.00	\$0.00	\$8,068.00	\$1,261.74	\$1,261.74	\$3,785.21	\$3,021.05	0.00
13000	2700	52112		ERA - Retiree Health	\$1,161.00	\$0.00	\$1,161.00	\$181.56	\$181.56	\$544.67	\$434.77	0.00
13000	2700	52210		FICA Payments	\$3,599.00	\$0.00	\$3,599.00	\$510.04	\$510.04	\$1,529.99	\$1,558.97	0.00
13000	2700	52220		Medicare Payments	\$841.00	\$0.00	\$841.00	\$119.28	\$119.28	\$357.84	\$363.88	0.00
13000	2700	52311		Health and Medical Premiums	\$6,585.00	\$0.00	\$6,585.00	\$1,186.10	\$1,186.10	\$3,562.74	\$1,836.16	0.00
13000	2700	52312		Life	\$88.00	\$0.00	\$88.00	\$15.48	\$15.48	\$46.45	\$26.07	0.00
13000	2700	52313		Dental	\$356.00	\$0.00	\$356.00	\$58.38	\$58.38	\$175.14	\$122.48	0.00
13000	2700	52314		Vision	\$58.00	\$0.00	\$58.00	\$13.14	\$13.14	\$39.43	\$5.43	0.00
13000	2700	52315		Disability	\$52.00	\$0.00	\$52.00	\$0.00	\$0.00	\$0.00	\$52.00	0.00
13000	2700	52500		Unemployment Compensation	\$30.00	\$0.00	\$30.00	\$5.55	\$5.55	\$20.16	\$4.29	0.00

State of New Mexico
Public School Operating Budget - Actuals Expenditure Rollup Report
Gadsden 2018-2019 - First Quarter (Jul - Sep) - Expenditure
Submitted

Fund	Func	Obj	Job Description	Budget	Adjustments	Adjusted Budget	Current Period	YTD	Encumbrance	Budget Balance	FTE
13000	2700	52710	Workers Compensation Premium	\$18.00	\$0.00	\$18.00	\$183.06	\$183.06	\$549.18	(\$714.24)	0.00
13000	2700	52720	Workers Compensation Employer's Fee	\$10.00	\$0.00	\$10.00	\$2.53	\$2.53	\$7.59	(\$0.12)	0.00
13000	2700	53330	Professional Development	\$10,000.00	\$0.00	\$10,000.00	\$4,517.00	\$4,517.00	\$4,399.00	\$1,084.00	0.00
13000	2700	53711	Other Charges	\$12,000.00	\$0.00	\$12,000.00	\$892.89	\$892.89	\$11,607.11	(\$500.00)	0.00
13000	2700	54311	Maintenance & Repair - Furniture/Fixtures/Equipment	\$1,000.00	\$0.00	\$1,000.00	\$0.00	\$0.00	\$0.00	\$1,000.00	0.00
13000	2700	54620	Rental - Equipment and Vehicles	\$603,187.00	\$0.00	\$603,187.00	\$120,859.52	\$120,859.52	\$483,827.48	(\$1,500.00)	0.00
13000	2700	55111	Transportation Per-Capita Feeders	\$5,000.00	\$0.00	\$5,000.00	\$536.46	\$536.46	\$4,155.54	\$308.00	0.00
13000	2700	55112	Transportation Contractors	\$4,468,744.00	\$0.00	\$4,468,744.00	\$893,748.80	\$893,748.80	\$3,574,995.20	\$0.00	0.00
13000	2700	55200	Property/Liability Insurance	\$120,104.00	\$0.00	\$120,104.00	\$120,104.00	\$120,104.00	\$0.00	\$0.00	0.00
13000	2700	55813	Employee Travel - Non-Teachers	\$3,000.00	\$0.00	\$3,000.00	\$0.00	\$0.00	\$0.00	\$3,000.00	0.00
13000	2700	55916	Bus Inspections	\$7,000.00	\$0.00	\$7,000.00	\$0.00	\$0.00	\$3,311.01	\$3,688.99	0.00
13000	2700	56118	General Supplies and Materials	\$5,000.00	\$0.00	\$5,000.00	\$881.50	\$881.50	\$1,230.38	\$2,888.12	0.00
13000	2700	57332	Supply Assets (\$5,000 or less)	\$68,423.00	\$0.00	\$68,423.00	\$1,054.75	\$1,054.75	\$14,409.74	\$52,958.51	0.00
13000	2700		SUBTOTAL Student Transportation	\$5,382,369.00	\$0.00	\$5,382,369.00	\$1,155,209.00	\$1,155,209.00	\$4,135,785.45	\$91,374.55	1.30
13000	2000		SUBTOTAL Support Services	\$5,382,369.00	\$0.00	\$5,382,369.00	\$1,155,209.00	\$1,155,209.00	\$4,135,785.45	\$91,374.55	1.30
13000			TOTAL Pupil Transportation	\$5,382,369.00	\$0.00	\$5,382,369.00	\$1,155,209.00	\$1,155,209.00	\$4,135,785.45	\$91,374.55	1.30
14000			Total Instructional Materials Sub-Fund								
	1000		Instruction								
14000	1000	56107	Instructional Materials Credit - 50% Textbooks	\$631,068.00	\$0.00	\$631,068.00	\$49,096.65	\$49,096.65	\$11,269.90	\$570,701.45	0.00
14000	1000	56111	Instructional Materials Cash - 50% Textbooks	\$631,066.00	\$0.00	\$631,066.00	\$6,766.61	\$6,766.61	\$5,655.16	\$618,644.23	0.00
14000	1000		SUBTOTAL Instruction	\$1,262,134.00	\$0.00	\$1,262,134.00	\$55,863.26	\$55,863.26	\$16,925.06	\$1,189,345.68	0.00
14000			TOTAL Total Instructional Materials Sub-Fund	\$1,262,134.00	\$0.00	\$1,262,134.00	\$55,863.26	\$55,863.26	\$16,925.06	\$1,189,345.68	0.00
21000			Food Services								
	3000		Operation of Non-Instructional Services								
	3100		Food Services Operations								
		51100	Salaries Expense								
21000	3100	51100	1113 Administrative Associates	\$31,000.00	\$0.00	\$31,000.00	\$5,383.20	\$5,383.20	\$0.00	\$25,616.80	0.20
21000	3100	51100	1114 Administrative Assistants	\$315,000.00	\$0.00	\$315,000.00	\$61,686.02	\$61,686.02	\$190,615.88	\$62,698.10	5.00
21000	3100	51100	1217 Secretarial/Clerical/Technical Assistants	\$145,000.00	\$0.00	\$145,000.00	\$27,483.72	\$27,483.72	\$82,451.08	\$35,065.20	3.00
21000	3100	51100	1611 Substitutes-Sick Leave	\$80,000.00	\$0.00	\$80,000.00	\$6,637.50	\$6,637.50	\$2,253.75	\$71,108.75	0.00
21000	3100	51100	1616 Warehouse/Delivery	\$300,000.00	\$0.00	\$300,000.00	\$78,229.53	\$78,229.53	\$236,266.47	(\$14,496.00)	10.00
21000	3100	51100	1617 Food Service	\$2,530,000.00	\$0.00	\$2,530,000.00	\$290,014.80	\$290,014.80	\$1,364,927.71	\$875,057.49	182.00
21000	3100	51100	SUBTOTAL Salaries Expense	\$3,401,000.00	\$0.00	\$3,401,000.00	\$469,434.77	\$469,434.77	\$1,876,514.89	\$1,055,050.34	200.20
		51200	Overtime Expense								
21000	3100	51200	1616 Warehouse/Delivery	\$5,000.00	\$0.00	\$5,000.00	\$0.00	\$0.00	\$0.00	\$5,000.00	0.00

State of New Mexico
Public School Operating Budget - Actuals Expenditure Rollup Report
Gadsden 2018-2019 - First Quarter (Jul - Sep) - Expenditure
Submitted

Fund	Func	Obj	Job	Description	Budget	Adjustments	Adjusted Budget	Current Period	YTD	Encumbrance	Budget Balance	FTE
21000	3100	51200	1617	Food Service	\$100,000.00	\$0.00	\$100,000.00	\$14,884.44	\$14,884.44	\$3,657.75	\$81,457.81	0.00
21000	3100	51200		SUBTOTAL Overtime Expense	\$105,000.00	\$0.00	\$105,000.00	\$14,884.44	\$14,884.44	\$3,657.75	\$86,457.81	0.00
		51300		Additional Compensation								
21000	3100	51300	1617	Food Service	\$80,000.00	\$0.00	\$80,000.00	\$85,448.00	\$85,448.00	\$11,486.56	(\$16,934.56)	0.00
21000	3100	51300		SUBTOTAL Additional Compensation	\$80,000.00	\$0.00	\$80,000.00	\$85,448.00	\$85,448.00	\$11,486.56	(\$16,934.56)	0.00
21000	3100	52111		Educational Retirement	\$500,000.00	\$0.00	\$500,000.00	\$78,288.24	\$78,288.24	\$264,912.49	\$156,799.27	0.00
21000	3100	52112		ERA - Retiree Health	\$82,500.00	\$0.00	\$82,500.00	\$11,264.43	\$11,264.43	\$38,116.07	\$33,119.50	0.00
21000	3100	52210		FICA Payments	\$231,000.00	\$0.00	\$231,000.00	\$33,355.06	\$33,355.06	\$110,294.12	\$87,350.82	0.00
21000	3100	52220		Medicare Payments	\$55,000.00	\$0.00	\$55,000.00	\$7,801.02	\$7,801.02	\$25,795.07	\$21,403.91	0.00
21000	3100	52311		Health and Medical Premiums	\$425,000.00	\$0.00	\$425,000.00	\$59,275.78	\$59,275.78	\$254,166.50	\$111,557.72	0.00
21000	3100	52312		Life	\$10,000.00	\$0.00	\$10,000.00	\$1,610.17	\$1,610.17	\$7,218.90	\$1,170.93	0.00
21000	3100	52313		Dental	\$25,000.00	\$0.00	\$25,000.00	\$2,845.94	\$2,845.94	\$11,479.38	\$10,674.68	0.00
21000	3100	52314		Vision	\$5,500.00	\$0.00	\$5,500.00	\$600.78	\$600.78	\$2,409.23	\$2,489.99	0.00
21000	3100	52315		Disability	\$5,500.00	\$0.00	\$5,500.00	\$581.36	\$581.36	\$2,181.32	\$2,737.32	0.00
21000	3100	52500		Unemployment Compensation	\$2,700.00	\$0.00	\$2,700.00	\$358.68	\$358.68	\$1,413.89	\$927.43	0.00
21000	3100	52710		Workers Compensation Premium	\$80,000.00	\$0.00	\$80,000.00	\$11,491.68	\$11,491.68	\$38,470.87	\$30,037.45	0.00
21000	3100	52720		Workers Compensation Employer's Fee	\$2,000.00	\$0.00	\$2,000.00	\$385.34	\$385.34	\$1,066.32	\$548.34	0.00
21000	3100	53330		Professional Development	\$50,000.00	\$0.00	\$50,000.00	\$4,123.82	\$4,123.82	\$7,225.52	\$38,650.66	0.00
21000	3100	53414		Other Services	\$150,000.00	\$0.00	\$150,000.00	\$4,819.18	\$4,819.18	\$4,593.94	\$140,586.88	0.00
21000	3100	53711		Other Charges	\$15,000.00	\$0.00	\$15,000.00	\$10,565.56	\$10,565.56	\$30.00	\$4,404.44	0.00
21000	3100	54311		Maintenance & Repair - Furniture/Fixtures/Equipment	\$130,000.00	\$0.00	\$130,000.00	\$13,232.24	\$13,232.24	\$19,553.60	\$97,214.16	0.00
21000	3100	54312		Maintenance & Repair - Buildings and Grounds	\$20,000.00	\$0.00	\$20,000.00	\$0.00	\$0.00	\$0.00	\$20,000.00	0.00
21000	3100	54313		Maintenance & Repair - Vehicles	\$50,000.00	\$0.00	\$50,000.00	\$5,871.03	\$5,871.03	\$130.99	\$43,997.98	0.00
21000	3100	54411		Electricity	\$150,000.00	\$0.00	\$150,000.00	\$21,123.63	\$21,123.63	\$5,781.42	\$123,094.95	0.00
21000	3100	54412		Natural Gas (Buildings)	\$50,000.00	\$0.00	\$50,000.00	\$0.00	\$0.00	\$0.00	\$50,000.00	0.00
21000	3100	54415		Water/Sewage	\$25,000.00	\$0.00	\$25,000.00	\$0.00	\$0.00	\$9,495.33	\$15,504.67	0.00
21000	3100	54416		Communication Services	\$70,000.00	\$0.00	\$70,000.00	\$16,197.95	\$16,197.95	\$47,983.52	\$5,818.53	0.00
21000	3100	55813		Employee Travel - Non-Teachers	\$50,000.00	\$0.00	\$50,000.00	\$2,838.38	\$2,838.38	\$2,780.01	\$44,381.61	0.00
21000	3100	55915		Other Contract Services	\$20,000.00	\$0.00	\$20,000.00	\$0.00	\$0.00	\$0.00	\$20,000.00	0.00
21000	3100	56113		Software	\$100,000.00	\$0.00	\$100,000.00	\$0.00	\$0.00	\$0.00	\$100,000.00	0.00
21000	3100	56116		Food	\$8,332,037.00	\$0.00	\$8,332,037.00	\$803,418.71	\$803,418.71	\$5,540,014.25	\$1,988,604.04	0.00
21000	3100	56117		Non-Food	\$1,200,000.00	\$0.00	\$1,200,000.00	\$120,002.70	\$120,002.70	\$1,133,167.15	(\$53,169.85)	0.00
21000	3100	56118		General Supplies and Materials	\$300,000.00	\$0.00	\$300,000.00	\$38,832.73	\$38,832.73	\$79,175.83	\$181,991.44	0.00
21000	3100	57311		Vehicles General	\$0.00	\$0.00	\$0.00	\$0.00	\$0.00	\$120,781.00	(\$120,781.00)	0.00
21000	3100	57313		Heavy Equipment	\$400,000.00	\$0.00	\$400,000.00	\$0.00	\$0.00	\$0.00	\$400,000.00	0.00
21000	3100	57331		Fixed Assets (more than \$5,000)	\$350,000.00	\$0.00	\$350,000.00	\$77,146.79	\$77,146.79	\$196,710.99	\$76,142.22	0.00
21000	3100	57332		Supply Assets (\$5,000 or less)	\$600,000.00	\$0.00	\$600,000.00	\$36,006.91	\$36,006.91	\$56,013.73	\$507,979.36	0.00
21000	3100			SUBTOTAL Food Services Operations	\$17,072,237.00	\$0.00	\$17,072,237.00	\$1,931,805.32	\$1,931,805.32	\$9,872,620.64	\$5,267,811.04	200.20

State of New Mexico
Public School Operating Budget - Actuals Expenditure Rollup Report
Gadsden 2018-2019 - First Quarter (Jul - Sep) - Expenditure
Submitted

Fund	Func	Obj	Job	Description	Budget	Adjustments	Adjusted Budget	Current Period	YTD	Encumbrance	Budget Balance	FTE
21000	3000			<i>SUBTOTAL Operation of Non-Instructional Services</i>	\$17,072,237.00	\$0.00	\$17,072,237.00	\$1,931,805.32	\$1,931,805.32	\$9,872,620.64	\$5,267,811.04	200.20
21000				TOTAL Food Services	\$17,072,237.00	\$0.00	\$17,072,237.00	\$1,931,805.32	\$1,931,805.32	\$9,872,620.64	\$5,267,811.04	200.20
22000	1000			Athletics Instruction								
		51300		Additional Compensation								
22000	1000	51300	1618	Athletics Salaries	\$13,000.00	\$0.00	\$13,000.00	\$0.00	\$0.00	\$0.00	\$13,000.00	0.00
22000	1000	51300		<i>SUBTOTAL Additional Compensation</i>	\$13,000.00	\$0.00	\$13,000.00	\$0.00	\$0.00	\$0.00	\$13,000.00	0.00
22000	1000	52111		Educational Retirement	\$1,807.00	\$0.00	\$1,807.00	\$0.00	\$0.00	\$0.00	\$1,807.00	0.00
22000	1000	52112		ERA - Retiree Health	\$260.00	\$0.00	\$260.00	\$0.00	\$0.00	\$0.00	\$260.00	0.00
22000	1000	52210		FICA Payments	\$806.00	\$0.00	\$806.00	\$0.00	\$0.00	\$0.00	\$806.00	0.00
22000	1000	52220		Medicare Payments	\$188.00	\$0.00	\$188.00	\$0.00	\$0.00	\$0.00	\$188.00	0.00
22000	1000	52311		Health and Medical Premiums	\$1,475.00	\$0.00	\$1,475.00	\$0.00	\$0.00	\$0.00	\$1,475.00	0.00
22000	1000	52312		Life	\$20.00	\$0.00	\$20.00	\$0.00	\$0.00	\$0.00	\$20.00	0.00
22000	1000	52313		Dental	\$84.00	\$0.00	\$84.00	\$0.00	\$0.00	\$0.00	\$84.00	0.00
22000	1000	52314		Vision	\$13.00	\$0.00	\$13.00	\$0.00	\$0.00	\$0.00	\$13.00	0.00
22000	1000	52315		Disability	\$12.00	\$0.00	\$12.00	\$0.00	\$0.00	\$0.00	\$12.00	0.00
22000	1000	52500		Unemployment Compensation	\$7.00	\$0.00	\$7.00	\$0.00	\$0.00	\$0.00	\$7.00	0.00
22000	1000	52710		Workers Compensation Premium	\$275.00	\$0.00	\$275.00	\$0.00	\$0.00	\$0.00	\$275.00	0.00
22000	1000	52720		Workers Compensation Employer's Fee	\$3.00	\$0.00	\$3.00	\$0.00	\$0.00	\$0.00	\$3.00	0.00
22000	1000	53330		Professional Development	\$10,500.00	\$0.00	\$10,500.00	\$0.00	\$0.00	\$0.00	\$10,500.00	0.00
22000	1000	53711		Other Charges	\$21,425.00	\$0.00	\$21,425.00	\$500.00	\$500.00	\$0.00	\$20,925.00	0.00
22000	1000	54311		Maintenance & Repair - Furniture/Fixtures/Equipment	\$12,000.00	\$0.00	\$12,000.00	\$1,050.24	\$1,050.24	\$3,150.68	\$7,799.08	0.00
22000	1000	55813		Employee Travel - Non-Teachers	\$13,600.00	\$0.00	\$13,600.00	\$0.00	\$0.00	\$0.00	\$13,600.00	0.00
22000	1000	55817		Student Travel	\$255,420.00	\$0.00	\$255,420.00	\$0.00	\$0.00	\$0.00	\$255,420.00	0.00
22000	1000	55915		Other Contract Services	\$2,350.00	\$0.00	\$2,350.00	\$0.00	\$0.00	\$0.00	\$2,350.00	0.00
22000	1000	56118		General Supplies and Materials	\$572,811.00	\$0.00	\$572,811.00	\$54.07	\$54.07	\$0.00	\$572,756.93	0.00
22000	1000	57332		Supply Assets (\$5,000 or less)	\$25,000.00	\$0.00	\$25,000.00	\$0.00	\$0.00	\$0.00	\$25,000.00	0.00
22000	1000			SUBTOTAL Instruction	\$931,056.00	\$0.00	\$931,056.00	\$1,604.31	\$1,604.31	\$3,150.68	\$926,301.01	0.00
22000				TOTAL Athletics	\$931,056.00	\$0.00	\$931,056.00	\$1,604.31	\$1,604.31	\$3,150.68	\$926,301.01	0.00
23000	1000			Non-Instructional Support Instruction								
		51300		Additional Compensation								
23000	1000	51300	1624	Activities Salary	\$30,000.00	\$0.00	\$30,000.00	\$0.00	\$0.00	\$0.00	\$30,000.00	0.00
23000	1000	51300		<i>SUBTOTAL Additional Compensation</i>	\$30,000.00	\$0.00	\$30,000.00	\$0.00	\$0.00	\$0.00	\$30,000.00	0.00
23000	1000	52111		Educational Retirement	\$10,000.00	\$0.00	\$10,000.00	\$0.00	\$0.00	\$0.00	\$10,000.00	0.00
23000	1000	52112		ERA - Retiree Health	\$10,000.00	\$0.00	\$10,000.00	\$0.00	\$0.00	\$0.00	\$10,000.00	0.00
23000	1000	52210		FICA Payments	\$10,000.00	\$0.00	\$10,000.00	\$0.00	\$0.00	\$0.00	\$10,000.00	0.00
23000	1000	52220		Medicare Payments	\$10,000.00	\$0.00	\$10,000.00	\$0.00	\$0.00	\$0.00	\$10,000.00	0.00

**State of New Mexico
Public School Operating Budget - Actuals Expenditure Rollup Report
Gadsden 2018-2019 - First Quarter (Jul - Sep) - Expenditure
Submitted**

Fund	Func	Obj	Job	Description	Budget	Adjustments	Adjusted Budget	Current Period	YTD	Encumbrance	Budget Balance	FTE
23000	1000	53330		Professional Development	\$10,000.00	\$0.00	\$10,000.00	\$376.00	\$376.00	\$446.00	\$9,178.00	0.00
23000	1000	53711		Other Charges	\$100,000.00	\$0.00	\$100,000.00	\$5,165.03	\$5,165.03	\$5,906.86	\$88,928.11	0.00
23000	1000	55813		Employee Travel - Non-Teachers	\$10,000.00	\$0.00	\$10,000.00	\$0.00	\$0.00	\$0.00	\$10,000.00	0.00
23000	1000	55817		Student Travel	\$130,000.00	\$0.00	\$130,000.00	\$10,023.98	\$10,023.98	\$5,932.68	\$114,043.34	0.00
23000	1000	55819		Employee Travel - Teachers	\$10,000.00	\$0.00	\$10,000.00	\$1,771.97	\$1,771.97	\$0.00	\$8,228.03	0.00
23000	1000	55915		Other Contract Services	\$30,000.00	\$0.00	\$30,000.00	\$0.00	\$0.00	\$0.00	\$30,000.00	0.00
23000	1000	56118		General Supplies and Materials	\$400,000.00	\$0.00	\$400,000.00	\$47,604.88	\$47,604.88	\$95,179.58	\$257,215.54	0.00
23000	1000	57331		Fixed Assets (more than \$5,000)	\$10,000.00	\$0.00	\$10,000.00	\$0.00	\$0.00	\$0.00	\$10,000.00	0.00
23000	1000	57332		Supply Assets (\$5,000 or less)	\$100,000.00	\$0.00	\$100,000.00	\$3,014.80	\$3,014.80	\$7,485.31	\$89,499.89	0.00
23000	1000			SUBTOTAL Instruction	\$870,000.00	\$0.00	\$870,000.00	\$67,956.66	\$67,956.66	\$114,950.43	\$687,092.91	0.00
23000				TOTAL Non-Instructional Support	\$870,000.00	\$0.00	\$870,000.00	\$67,956.66	\$67,956.66	\$114,950.43	\$687,092.91	0.00
24000				Federal Flow-through Grants								
24101				Title I - ESEA Instruction								
	1000			Salaries Expense								
		51100		Teachers-Grades 1-12								
24101	1000	51100	1411	Teachers-Grades 1-12	\$4,085,000.00	\$0.00	\$4,085,000.00	\$509,119.43	\$509,119.43	\$2,509,725.98	\$1,066,154.59	69.00
24101	1000	51100	1610	Substitutes Professional Development	\$5,000.00	\$0.00	\$5,000.00	\$78.75	\$78.75	\$105.00	\$4,816.25	0.00
24101	1000	51100	1611	Substitutes-Sick Leave	\$44,000.00	\$0.00	\$44,000.00	\$0.00	\$0.00	\$0.00	\$44,000.00	0.00
24101	1000	51100	1711	Instructional Assistants-Grades 1-12	\$190,000.00	\$0.00	\$190,000.00	\$17,180.32	\$17,180.32	\$85,901.75	\$86,917.93	7.00
24101	1000	51100		SUBTOTAL Salaries Expense	\$4,324,000.00	\$0.00	\$4,324,000.00	\$526,378.50	\$526,378.50	\$2,595,732.73	\$1,201,888.77	76.00
		51300		Additional Compensation								
24101	1000	51300	1411	Teachers-Grades 1-12	\$50,000.00	\$0.00	\$50,000.00	\$0.00	\$0.00	\$0.00	\$50,000.00	0.00
24101	1000	51300		SUBTOTAL Additional Compensation	\$50,000.00	\$0.00	\$50,000.00	\$0.00	\$0.00	\$0.00	\$50,000.00	0.00
24101	1000	52111		Educational Retirement	\$556,000.00	\$0.00	\$556,000.00	\$73,155.65	\$73,155.65	\$360,792.11	\$122,052.24	0.00
24101	1000	52112		ERA - Retiree Health	\$80,000.00	\$0.00	\$80,000.00	\$10,526.22	\$10,526.22	\$51,913.96	\$17,559.82	0.00
24101	1000	52210		FICA Payments	\$248,000.00	\$0.00	\$248,000.00	\$30,960.69	\$30,960.69	\$152,473.42	\$64,565.89	0.00
24101	1000	52220		Medicare Payments	\$58,000.00	\$0.00	\$58,000.00	\$7,240.90	\$7,240.90	\$35,659.42	\$15,099.68	0.00
24101	1000	52311		Health and Medical Premiums	\$453,760.00	\$0.00	\$453,760.00	\$34,076.01	\$34,076.01	\$169,247.59	\$250,436.40	0.00
24101	1000	52312		Life	\$6,500.00	\$0.00	\$6,500.00	\$587.57	\$587.57	\$2,829.33	\$3,083.10	0.00
24101	1000	52313		Dental	\$25,000.00	\$0.00	\$25,000.00	\$2,626.16	\$2,626.16	\$12,484.40	\$9,889.44	0.00
24101	1000	52314		Vision	\$4,250.00	\$0.00	\$4,250.00	\$400.56	\$400.56	\$1,973.79	\$1,875.65	0.00
24101	1000	52315		Disability	\$4,000.00	\$0.00	\$4,000.00	\$359.09	\$359.09	\$2,268.61	\$1,372.30	0.00
24101	1000	52500		Unemployment Compensation	\$5,000.00	\$0.00	\$5,000.00	\$350.18	\$350.18	\$1,925.29	\$2,724.53	0.00
24101	1000	52710		Workers Compensation Premium	\$70,000.00	\$0.00	\$70,000.00	\$10,613.81	\$10,613.81	\$52,340.56	\$7,045.63	0.00
24101	1000	52720		Workers Compensation Employer's Fee	\$2,100.00	\$0.00	\$2,100.00	\$136.54	\$136.54	\$429.51	\$1,533.95	0.00
24101	1000	53330		Professional Development	\$5,000.00	\$0.00	\$5,000.00	\$0.00	\$0.00	\$0.00	\$5,000.00	0.00
24101	1000	53414		Other Services	\$2,000.00	\$0.00	\$2,000.00	\$0.00	\$0.00	\$0.00	\$2,000.00	0.00
24101	1000	53711		Other Charges	\$2,000.00	\$0.00	\$2,000.00	\$0.00	\$0.00	\$0.00	\$2,000.00	0.00
24101	1000	54311		Maintenance & Repair - Furniture/Fixtures/Equipment	\$200.00	\$0.00	\$200.00	\$0.00	\$0.00	\$0.00	\$200.00	0.00

State of New Mexico
Public School Operating Budget - Actuals Expenditure Rollup Report
Gadsden 2018-2019 - First Quarter (Jul - Sep) - Expenditure
Submitted

Fund	Func	Obj	Job Description	Budget	Adjustments	Adjusted Budget	Current Period	YTD	Encumbrance	Budget Balance	FTE
24101	1000	55817	Student Travel	\$275,000.00	\$0.00	\$275,000.00	\$0.00	\$0.00	\$230,000.00	\$45,000.00	0.00
24101	1000	55819	Employee Travel - Teachers	\$100.00	\$0.00	\$100.00	\$0.00	\$0.00	\$0.00	\$100.00	0.00
24101	1000	55915	Other Contract Services	\$300.00	\$0.00	\$300.00	\$0.00	\$0.00	\$0.00	\$300.00	0.00
24101	1000	56113	Software	\$75,000.00	\$0.00	\$75,000.00	\$108,742.85	\$108,742.85	\$17,114.00	(\$50,856.85)	0.00
24101	1000	56118	General Supplies and Materials	\$150,000.00	\$0.00	\$150,000.00	\$141,380.76	\$141,380.76	\$1,970.16	\$6,649.08	0.00
24101	1000	57331	Fixed Assets (more than \$5,000)	\$30,000.00	\$0.00	\$30,000.00	\$0.00	\$0.00	\$0.00	\$30,000.00	0.00
24101	1000	57332	Supply Assets (\$5,000 or less)	\$50,000.00	\$0.00	\$50,000.00	\$114,416.52	\$114,416.52	\$48,021.00	(\$112,437.52)	0.00
24101	1000		SUBTOTAL Instruction	\$6,476,210.00	\$0.00	\$6,476,210.00	\$1,061,952.01	\$1,061,952.01	\$3,737,175.88	\$1,677,082.11	76.00
	2000		Support Services								
	2100		Support Services-Students								
		51100	Salaries Expense								
24101	2100	51100	1211 Coordinator/Subject Matter Specialist	\$56,193.00	\$0.00	\$56,193.00	\$14,006.76	\$14,006.76	\$42,020.24	\$166.00	1.00
24101	2100	51100	1214 Guidance Counselors/Social Workers	\$411,806.00	\$0.00	\$411,806.00	\$85,792.80	\$85,792.80	\$326,012.69	\$0.51	9.00
24101	2100	51100	1218 School/Student Support	\$75,000.00	\$0.00	\$75,000.00	\$19,059.60	\$19,059.60	\$72,426.48	(\$16,486.08)	5.00
24101	2100	51100	SUBTOTAL Salaries Expense	\$542,999.00	\$0.00	\$542,999.00	\$118,859.16	\$118,859.16	\$440,459.41	(\$16,319.57)	15.00
24101	2100	52111	Educational Retirement	\$77,840.00	\$0.00	\$77,840.00	\$16,521.42	\$16,521.42	\$61,223.71	\$94.87	0.00
24101	2100	52112	ERA - Retiree Health	\$11,200.00	\$0.00	\$11,200.00	\$2,377.18	\$2,377.18	\$8,809.01	\$13.81	0.00
24101	2100	52210	FICA Payments	\$35,000.00	\$0.00	\$35,000.00	\$6,733.50	\$6,733.50	\$24,917.74	\$3,348.76	0.00
24101	2100	52220	Medicare Payments	\$8,000.00	\$0.00	\$8,000.00	\$1,574.78	\$1,574.78	\$5,827.46	\$597.76	0.00
24101	2100	52311	Health and Medical Premiums	\$80,000.00	\$0.00	\$80,000.00	\$16,520.27	\$16,520.27	\$64,259.71	(\$779.98)	0.00
24101	2100	52312	Life	\$850.00	\$0.00	\$850.00	\$180.95	\$180.95	\$667.40	\$1.65	0.00
24101	2100	52313	Dental	\$4,500.00	\$0.00	\$4,500.00	\$866.75	\$866.75	\$3,293.65	\$339.60	0.00
24101	2100	52314	Vision	\$500.00	\$0.00	\$500.00	\$70.15	\$70.15	\$266.57	\$163.28	0.00
24101	2100	52315	Disability	\$500.00	\$0.00	\$500.00	\$71.90	\$71.90	\$273.22	\$154.88	0.00
24101	2100	52500	Unemployment Compensation	\$300.00	\$0.00	\$300.00	\$75.53	\$75.53	\$326.78	(\$102.31)	0.00
24101	2100	52710	Workers Compensation Premium	\$11,000.00	\$0.00	\$11,000.00	\$2,396.69	\$2,396.69	\$8,881.59	(\$278.28)	0.00
24101	2100	52720	Workers Compensation Employer's Fee	\$200.00	\$0.00	\$200.00	\$34.50	\$34.50	\$103.50	\$62.00	0.00
24101	2100	53330	Professional Development	\$7,000.00	\$0.00	\$7,000.00	\$0.00	\$0.00	\$0.00	\$7,000.00	0.00
24101	2100	53414	Other Services	\$2,000.00	\$0.00	\$2,000.00	\$0.00	\$0.00	\$0.00	\$2,000.00	0.00
24101	2100	54311	Maintenance & Repair - Furniture/Fixtures/Equipment	\$100.00	\$0.00	\$100.00	\$772.90	\$772.90	\$6,093.26	(\$6,766.16)	0.00
24101	2100	55813	Employee Travel - Non-Teachers	\$20,000.00	\$0.00	\$20,000.00	\$2,150.93	\$2,150.93	\$6,791.49	\$11,057.58	0.00
24101	2100	56118	General Supplies and Materials	\$2,500.00	\$0.00	\$2,500.00	\$0.00	\$0.00	\$0.00	\$2,500.00	0.00
24101	2100	57332	Supply Assets (\$5,000 or less)	\$1,000.00	\$0.00	\$1,000.00	\$1,199.68	\$1,199.68	\$0.00	(\$199.68)	0.00
24101	2100		SUBTOTAL Support Services-Students	\$805,489.00	\$0.00	\$805,489.00	\$170,406.29	\$170,406.29	\$632,194.50	\$2,888.21	15.00
	2200		Support Services-Instruction								
		51100	Salaries Expense								
24101	2200	51100	1211 Coordinator/Subject Matter Specialist	\$334,944.00	(\$34,000.00)	\$300,944.00	\$35,591.04	\$35,591.04	\$106,773.09	\$158,579.87	4.85
24101	2200	51100	1213 Library/Media Assistants	\$25,000.00	\$0.00	\$25,000.00	\$0.00	\$0.00	\$0.00	\$25,000.00	0.00
24101	2200	51100	1217 Secretarial/Clerical/Technical Assistants	\$130,000.00	\$0.00	\$130,000.00	\$34,767.77	\$34,767.77	\$118,045.54	(\$22,813.31)	4.35
24101	2200	51100	SUBTOTAL Salaries Expense	\$489,944.00	(\$34,000.00)	\$455,944.00	\$70,358.81	\$70,358.81	\$224,818.63	\$160,766.56	9.20
24101	2200	52111	Educational Retirement	\$87,000.00	\$0.00	\$87,000.00	\$9,776.01	\$9,776.01	\$31,250.14	\$45,973.85	0.00

State of New Mexico
Public School Operating Budget - Actuals Expenditure Rollup Report
Gadsden 2018-2019 - First Quarter (Jul - Sep) - Expenditure
Submitted

Fund	Func	Obj	Job Description	Budget	Adjustments	Adjusted Budget	Current Period	YTD	Encumbrance	Budget Balance	FTE
24101	2200	52112	ERA - Retiree Health	\$12,600.00	\$0.00	\$12,600.00	\$1,406.58	\$1,406.58	\$4,496.27	\$6,697.15	0.00
24101	2200	52210	FICA Payments	\$40,000.00	\$0.00	\$40,000.00	\$4,001.83	\$4,001.83	\$12,641.04	\$23,357.13	0.00
24101	2200	52220	Medicare Payments	\$9,135.00	\$0.00	\$9,135.00	\$935.87	\$935.87	\$2,956.23	\$5,242.90	0.00
24101	2200	52311	Health and Medical Premiums	\$71,467.00	\$0.00	\$71,467.00	\$8,973.40	\$8,973.40	\$34,718.19	\$27,775.41	0.00
24101	2200	52312	Life	\$957.00	\$0.00	\$957.00	\$113.33	\$113.33	\$396.39	\$447.28	0.00
24101	2200	52313	Dental	\$3,862.00	\$0.00	\$3,862.00	\$489.52	\$489.52	\$1,818.59	\$1,553.89	0.00
24101	2200	52314	Vision	\$630.00	\$0.00	\$630.00	\$79.89	\$79.89	\$259.47	\$290.64	0.00
24101	2200	52315	Disability	\$560.00	\$0.00	\$560.00	\$44.45	\$44.45	\$153.77	\$361.78	0.00
24101	2200	52500	Unemployment Compensation	\$321.00	\$0.00	\$321.00	\$43.65	\$43.65	\$167.09	\$110.26	0.00
24101	2200	52710	Workers Compensation Premium	\$5,000.00	\$0.00	\$5,000.00	\$1,418.17	\$1,418.17	\$4,533.31	(\$951.48)	0.00
24101	2200	52720	Workers Compensation Employer's Fee	\$300.00	\$0.00	\$300.00	\$21.15	\$21.15	\$63.45	\$215.40	0.00
24101	2200	53330	Professional Development	\$15,000.00	\$0.00	\$15,000.00	\$80.62	\$80.62	\$160.00	\$14,759.38	0.00
24101	2200	53414	Other Services	\$200.00	\$0.00	\$200.00	\$0.00	\$0.00	\$0.00	\$200.00	0.00
24101	2200	53711	Other Charges	\$2,000.00	\$0.00	\$2,000.00	\$0.00	\$0.00	\$0.00	\$2,000.00	0.00
24101	2200	54311	Maintenance & Repair - Furniture/Fixtures/Equipment	\$35,000.00	\$0.00	\$35,000.00	\$7,845.31	\$7,845.31	\$23,567.69	\$3,587.00	0.00
24101	2200	55813	Employee Travel - Non-Teachers	\$500.00	\$0.00	\$500.00	\$115.04	\$115.04	\$0.00	\$384.96	0.00
24101	2200	56118	General Supplies and Materials	\$15,000.00	\$0.00	\$15,000.00	\$2,103.41	\$2,103.41	\$0.00	\$12,896.59	0.00
24101	2200	57332	Supply Assets (\$5,000 or less)	\$2,000.00	\$0.00	\$2,000.00	\$6,705.99	\$6,705.99	\$0.00	(\$4,705.99)	0.00
24101	2200		SUBTOTAL Support Services-Instruction	\$791,476.00	(\$34,000.00)	\$757,476.00	\$114,513.03	\$114,513.03	\$342,000.26	\$300,962.71	9.20
	2300		Support Services-General Administration								
24101	2300	53713	Indirect Costs - Program Administration	\$165,428.00	\$0.00	\$165,428.00	\$28,557.65	\$28,557.65	\$0.00	\$136,870.35	0.00
24101	2300		SUBTOTAL Support Services-General Administration	\$165,428.00	\$0.00	\$165,428.00	\$28,557.65	\$28,557.65	\$0.00	\$136,870.35	0.00
	2400		Support Services-School Administration								
24101	2400	53330	Professional Development	\$20,000.00	\$0.00	\$20,000.00	\$0.00	\$0.00	\$0.00	\$20,000.00	0.00
24101	2400	57332	Supply Assets (\$5,000 or less)	\$0.00	\$34,000.00	\$34,000.00	\$30,622.00	\$30,622.00	\$0.00	\$3,378.00	0.00
24101	2400		SUBTOTAL Support Services-School Administration	\$20,000.00	\$34,000.00	\$54,000.00	\$30,622.00	\$30,622.00	\$0.00	\$23,378.00	0.00
	2500		Central Services								
		51100	Salaries Expense								
24101	2500	51100	1511 Data Processing	\$235,000.00	\$0.00	\$235,000.00	\$41,399.46	\$41,399.46	\$139,826.54	\$53,774.00	7.00
24101	2500	51100	SUBTOTAL Salaries Expense	\$235,000.00	\$0.00	\$235,000.00	\$41,399.46	\$41,399.46	\$139,826.54	\$53,774.00	7.00
24101	2500	52111	Educational Retirement	\$38,225.00	\$0.00	\$38,225.00	\$5,754.56	\$5,754.56	\$19,435.52	\$13,034.62	0.00
24101	2500	52112	ERA - Retiree Health	\$5,000.00	\$0.00	\$5,000.00	\$828.13	\$828.13	\$2,796.80	\$1,375.07	0.00
24101	2500	52210	FICA Payments	\$17,050.00	\$0.00	\$17,050.00	\$2,451.43	\$2,451.43	\$8,191.06	\$6,407.51	0.00
24101	2500	52220	Medicare Payments	\$3,988.00	\$0.00	\$3,988.00	\$573.28	\$573.28	\$1,915.57	\$1,499.15	0.00
24101	2500	52311	Health and Medical Premiums	\$18,000.00	\$0.00	\$18,000.00	\$3,283.06	\$3,283.06	\$14,002.38	\$714.56	0.00
24101	2500	52312	Life	\$420.00	\$0.00	\$420.00	\$89.12	\$89.12	\$294.48	\$36.40	0.00

State of New Mexico
Public School Operating Budget - Actuals Expenditure Rollup Report
Gadsden 2018-2019 - First Quarter (Jul - Sep) - Expenditure
Submitted

Fund	Func	Obj	Job Description	Budget	Adjustments	Adjusted Budget	Current Period	YTD	Encumbrance	Budget Balance	FTE
24101	2500	52313	Dental	\$800.00	\$0.00	\$800.00	\$79.68	\$79.68	\$398.34	\$321.98	0.00
24101	2500	52314	Vision	\$400.00	\$0.00	\$400.00	\$24.36	\$24.36	\$109.62	\$266.02	0.00
24101	2500	52315	Disability	\$2,000.00	\$0.00	\$2,000.00	\$46.32	\$46.32	\$209.52	\$1,744.16	0.00
24101	2500	52500	Unemployment Compensation	\$150.00	\$0.00	\$150.00	\$25.47	\$25.47	\$103.68	\$20.85	0.00
24101	2500	52710	Workers Compensation Premium	\$4,000.00	\$0.00	\$4,000.00	\$834.75	\$834.75	\$2,819.32	\$345.93	0.00
24101	2500	52720	Workers Compensation Employer's Fee	\$140.00	\$0.00	\$140.00	\$16.01	\$16.01	\$48.03	\$75.96	0.00
24101	2500		SUBTOTAL Central Services	\$325,173.00	\$0.00	\$325,173.00	\$55,405.63	\$55,405.63	\$190,151.16	\$79,616.21	7.00
	2600		Operation & Maintenance of Plant								
24101	2600	54313	Maintenance & Repair - Vehicles	\$12,000.00	\$0.00	\$12,000.00	\$117.00	\$117.00	\$0.00	\$11,883.00	0.00
24101	2600	54416	Communication Services	\$15,000.00	\$0.00	\$15,000.00	\$1,404.82	\$1,404.82	\$9,395.18	\$4,200.00	0.00
24101	2600	56118	General Supplies and Materials	\$10,000.00	\$0.00	\$10,000.00	\$281.15	\$281.15	\$0.00	\$9,718.85	0.00
24101	2600	56215	Tires/Tubes	\$3,000.00	\$0.00	\$3,000.00	\$356.00	\$356.00	\$0.00	\$2,644.00	0.00
24101	2600		SUBTOTAL Operation & Maintenance of Plant	\$40,000.00	\$0.00	\$40,000.00	\$2,158.97	\$2,158.97	\$9,395.18	\$28,445.85	0.00
	2700		Student Transportation								
24101	2700	55112	Transportation Contractors	\$20,000.00	\$0.00	\$20,000.00	\$0.00	\$0.00	\$0.00	\$20,000.00	0.00
24101	2700		SUBTOTAL Student Transportation	\$20,000.00	\$0.00	\$20,000.00	\$0.00	\$0.00	\$0.00	\$20,000.00	0.00
24101	2000		SUBTOTAL Support Services	\$2,167,566.00	\$0.00	\$2,167,566.00	\$401,663.57	\$401,663.57	\$1,173,741.10	\$592,161.33	31.20
24101			TOTAL Title I - ESEA	\$8,643,776.00	\$0.00	\$8,643,776.00	\$1,463,615.58	\$1,463,615.58	\$4,910,916.98	\$2,269,243.44	107.20
24103			Migrant Children Education Instruction								
	1000		Additional Compensation								
24103	1000	51300	1411 Teachers-Grades 1-12	\$2,328.00	\$0.00	\$2,328.00	\$0.00	\$0.00	\$0.00	\$2,328.00	0.00
24103	1000	51300	SUBTOTAL Additional Compensation	\$2,328.00	\$0.00	\$2,328.00	\$0.00	\$0.00	\$0.00	\$2,328.00	0.00
24103	1000	52111	Educational Retirement	\$423.00	\$0.00	\$423.00	\$0.00	\$0.00	\$0.00	\$423.00	0.00
24103	1000	52112	ERA - Retiree Health	\$61.00	\$0.00	\$61.00	\$0.00	\$0.00	\$0.00	\$61.00	0.00
24103	1000	52210	FICA Payments	\$189.00	\$0.00	\$189.00	\$0.00	\$0.00	\$0.00	\$189.00	0.00
24103	1000	52220	Medicare Payments	\$44.00	\$0.00	\$44.00	\$0.00	\$0.00	\$0.00	\$44.00	0.00
24103	1000	53760	Tuition For Concurrent Enrollment	\$500.00	\$0.00	\$500.00	\$0.00	\$0.00	\$0.00	\$500.00	0.00
24103	1000	56118	General Supplies and Materials	\$2,719.00	\$0.00	\$2,719.00	\$0.00	\$0.00	\$0.00	\$2,719.00	0.00
24103	1000		SUBTOTAL Instruction	\$6,264.00	\$0.00	\$6,264.00	\$0.00	\$0.00	\$0.00	\$6,264.00	0.00
	2000		Support Services								
	2100		Support Services-Students								
		51300	Additional Compensation								
24103	2100	51300	1214 Guidance Counselors/Social Workers	\$40,000.00	\$0.00	\$40,000.00	\$2,285.76	\$2,285.76	\$21,714.24	\$16,000.00	0.00
24103	2100	51300	SUBTOTAL Additional Compensation	\$40,000.00	\$0.00	\$40,000.00	\$2,285.76	\$2,285.76	\$21,714.24	\$16,000.00	0.00
24103	2100	52111	Educational Retirement	\$7,000.00	\$0.00	\$7,000.00	\$317.76	\$317.76	\$3,018.66	\$3,663.58	0.00

State of New Mexico
Public School Operating Budget - Actuals Expenditure Rollup Report
Gadsden 2018-2019 - First Quarter (Jul - Sep) - Expenditure
Submitted

Fund	Func	Obj	Job	Description	Budget	Adjustments	Adjusted Budget	Current Period	YTD	Encumbrance	Budget Balance	FTE
24103	2100	52112		ERA - Retiree Health	\$1,500.00	\$0.00	\$1,500.00	\$45.72	\$45.72	\$434.34	\$1,019.94	0.00
24103	2100	52210		FICA Payments	\$3,500.00	\$0.00	\$3,500.00	\$128.46	\$128.46	\$1,220.36	\$2,151.18	0.00
24103	2100	52220		Medicare Payments	\$1,000.00	\$0.00	\$1,000.00	\$30.06	\$30.06	\$285.56	\$684.38	0.00
24103	2100	52500		Unemployment Compensation	\$0.00	\$0.00	\$0.00	\$1.68	\$1.68	\$15.96	(\$17.64)	0.00
24103	2100	52710		Workers Compensation Premium	\$700.00	\$0.00	\$700.00	\$46.08	\$46.08	\$437.76	\$216.16	0.00
24103	2100			SUBTOTAL Support Services-Students	\$53,700.00	\$0.00	\$53,700.00	\$2,855.52	\$2,855.52	\$27,126.88	\$23,717.60	0.00
	2300			Support Services-General Administration								
24103	2300	53713		Indirect Costs – Program Administration	\$1,183.00	\$0.00	\$1,183.00	\$56.82	\$56.82	\$0.00	\$1,126.18	0.00
24103	2300			SUBTOTAL Support Services-General Administration	\$1,183.00	\$0.00	\$1,183.00	\$56.82	\$56.82	\$0.00	\$1,126.18	0.00
24103	2000			SUBTOTAL Support Services	\$54,883.00	\$0.00	\$54,883.00	\$2,912.34	\$2,912.34	\$27,126.88	\$24,843.78	0.00
24103				TOTAL Migrant Children Education	\$61,147.00	\$0.00	\$61,147.00	\$2,912.34	\$2,912.34	\$27,126.88	\$31,107.78	0.00
24106	1000			Entitlement IDEA-B Instruction								
		51100		Salaries Expense								
24106	1000	51100	1412	Teachers- Special Education	\$914,000.00	\$0.00	\$914,000.00	\$153,783.89	\$153,783.89	\$704,413.54	\$55,802.57	17.93
24106	1000	51100	1611	Substitutes-Sick Leave	\$4,000.00	\$0.00	\$4,000.00	\$310.65	\$310.65	\$236.25	\$3,453.10	0.00
24106	1000	51100	1612	Substitutes-Other Leave	\$36,000.00	\$0.00	\$36,000.00	\$7,052.29	\$7,052.29	\$1,437.10	\$27,510.61	0.00
24106	1000	51100	1712	Instructional Assistants-Special Education	\$426,000.00	\$0.00	\$426,000.00	\$68,482.45	\$68,482.45	\$332,880.28	\$24,637.27	26.50
24106	1000	51100		SUBTOTAL Salaries Expense	\$1,380,000.00	\$0.00	\$1,380,000.00	\$229,629.28	\$229,629.28	\$1,038,967.17	\$111,403.55	44.43
		51300		Additional Compensation								
24106	1000	51300	1412	Teachers- Special Education	\$60,000.00	\$0.00	\$60,000.00	\$22,508.92	\$22,508.92	\$0.00	\$37,491.08	0.00
24106	1000	51300	1624	Activities Salary	\$20,000.00	\$0.00	\$20,000.00	\$0.00	\$0.00	\$0.00	\$20,000.00	0.00
24106	1000	51300	1712	Instructional Assistants-Special Education	\$50,000.00	\$0.00	\$50,000.00	\$2,227.98	\$2,227.98	\$0.00	\$47,772.02	0.00
24106	1000	51300		SUBTOTAL Additional Compensation	\$130,000.00	\$0.00	\$130,000.00	\$24,736.90	\$24,736.90	\$0.00	\$105,263.10	0.00
24106	1000	52111		Educational Retirement	\$209,890.00	\$0.00	\$209,890.00	\$34,553.88	\$34,553.88	\$144,183.86	\$31,152.26	0.00
24106	1000	52112		ERA - Retiree Health	\$30,200.00	\$0.00	\$30,200.00	\$4,971.78	\$4,971.78	\$20,745.92	\$4,482.30	0.00
24106	1000	52210		FICA Payments	\$93,620.00	\$0.00	\$93,620.00	\$14,901.78	\$14,901.78	\$60,016.01	\$18,702.21	0.00
24106	1000	52220		Medicare Payments	\$21,895.00	\$0.00	\$21,895.00	\$3,485.06	\$3,485.06	\$14,036.07	\$4,373.87	0.00
24106	1000	52311		Health and Medical Premiums	\$152,010.00	\$0.00	\$152,010.00	\$22,834.23	\$22,834.23	\$101,583.60	\$27,592.17	0.00
24106	1000	52312		Life	\$2,037.00	\$0.00	\$2,037.00	\$432.35	\$432.35	\$1,911.54	(\$306.89)	0.00
24106	1000	52313		Dental	\$8,214.00	\$0.00	\$8,214.00	\$1,319.86	\$1,319.86	\$5,878.44	\$1,015.70	0.00
24106	1000	52314		Vision	\$1,340.00	\$0.00	\$1,340.00	\$127.36	\$127.36	\$578.52	\$634.12	0.00
24106	1000	52315		Disability	\$1,193.00	\$0.00	\$1,193.00	\$189.38	\$189.38	\$917.99	\$85.63	0.00
24106	1000	52500		Unemployment Compensation	\$683.00	\$0.00	\$683.00	\$165.11	\$165.11	\$770.61	(\$252.72)	0.00
24106	1000	52710		Workers Compensation Premium	\$28,314.00	\$0.00	\$28,314.00	\$5,164.97	\$5,164.97	\$20,946.56	\$2,202.47	0.00
24106	1000	52720		Workers Compensation Employer's Fee	\$409.00	\$0.00	\$409.00	\$115.10	\$115.10	\$289.80	\$4.10	0.00

State of New Mexico
Public School Operating Budget - Actuals Expenditure Rollup Report
Gadsden 2018-2019 - First Quarter (Jul - Sep) - Expenditure
Submitted

Fund	Func	Obj	Job Description	Budget	Adjustments	Adjusted Budget	Current Period	YTD	Encumbrance	Budget Balance	FTE
24106	1000	53330	Professional Development	\$35,000.00	\$0.00	\$35,000.00	\$0.00	\$0.00	\$27,941.96	\$7,058.04	0.00
24106	1000	53414	Other Services	\$30,000.00	\$0.00	\$30,000.00	\$0.00	\$0.00	\$0.00	\$30,000.00	0.00
24106	1000	53711	Other Charges	\$2,500.00	\$0.00	\$2,500.00	\$0.00	\$0.00	\$565.94	\$1,934.06	0.00
24106	1000	55813	Employee Travel - Non-Teachers	\$4,000.00	\$0.00	\$4,000.00	\$590.80	\$590.80	\$6,985.74	(\$3,576.54)	0.00
24106	1000	55817	Student Travel	\$130,000.00	\$0.00	\$130,000.00	\$37.73	\$37.73	\$770.40	\$129,191.87	0.00
24106	1000	55818	Other Travel - Non-Employees	\$1,500.00	\$0.00	\$1,500.00	\$0.00	\$0.00	\$0.00	\$1,500.00	0.00
24106	1000	55819	Employee Travel - Teachers	\$3,000.00	\$0.00	\$3,000.00	\$28.00	\$28.00	\$0.00	\$2,972.00	0.00
24106	1000	56113	Software	\$38,000.00	\$0.00	\$38,000.00	\$0.00	\$0.00	\$73,663.71	(\$35,663.71)	0.00
24106	1000	56118	General Supplies and Materials	\$46,122.00	\$0.00	\$46,122.00	\$2,138.70	\$2,138.70	\$8,632.12	\$35,351.18	0.00
24106	1000	57332	Supply Assets (\$5,000 or less)	\$30,000.00	\$0.00	\$30,000.00	\$0.00	\$0.00	\$6,514.07	\$23,485.93	0.00
24106	1000		SUBTOTAL Instruction	\$2,379,927.00	\$0.00	\$2,379,927.00	\$345,422.27	\$345,422.27	\$1,535,900.03	\$498,604.70	44.43
	2000		Support Services								
	2100		Support Services-Students								
		51100	Salaries Expense								
24106	2100	51100	1211 Coordinator/Subject Matter Specialist	\$70,000.00	\$0.00	\$70,000.00	\$20,775.60	\$20,775.60	\$90,115.20	(\$40,890.80)	1.37
24106	2100	51100	1214 Guidance Counselors/Social Workers	\$158,000.00	\$0.00	\$158,000.00	\$27,994.47	\$27,994.47	\$126,011.97	\$3,993.56	3.43
24106	2100	51100	1215 Registered Nurses	\$34,000.00	\$0.00	\$34,000.00	\$4,987.76	\$4,987.76	\$17,558.38	\$11,453.86	0.75
24106	2100	51100	1311 Diagnosticians	\$96,000.00	\$0.00	\$96,000.00	\$15,650.56	\$15,650.56	\$61,091.44	\$19,258.00	1.24
24106	2100	51100	SUBTOTAL Salaries Expense	\$358,000.00	\$0.00	\$358,000.00	\$69,408.39	\$69,408.39	\$294,776.99	(\$6,185.38)	6.79
		51300	Additional Compensation								
24106	2100	51300	1214 Guidance Counselors/Social Workers	\$10,000.00	\$0.00	\$10,000.00	\$9,622.50	\$9,622.50	\$0.00	\$377.50	0.00
24106	2100	51300	1312 Speech Therapists	\$22,000.00	\$0.00	\$22,000.00	\$15,437.50	\$15,437.50	\$0.00	\$6,562.50	0.00
24106	2100	51300	1313 Occupational Therapists	\$7,000.00	\$0.00	\$7,000.00	\$0.00	\$0.00	\$0.00	\$7,000.00	0.00
24106	2100	51300	1314 Physical/Recreational Therapists	\$7,000.00	\$0.00	\$7,000.00	\$0.00	\$0.00	\$0.00	\$7,000.00	0.00
24106	2100	51300	SUBTOTAL Additional Compensation	\$46,000.00	\$0.00	\$46,000.00	\$25,060.00	\$25,060.00	\$0.00	\$20,940.00	0.00
24106	2100	52111	Educational Retirement	\$56,156.00	\$0.00	\$56,156.00	\$13,134.62	\$13,134.62	\$40,988.00	\$2,033.38	0.00
24106	2100	52112	ERA - Retiree Health	\$8,080.00	\$0.00	\$8,080.00	\$1,889.89	\$1,889.89	\$5,897.00	\$293.11	0.00
24106	2100	52210	FICA Payments	\$25,048.00	\$0.00	\$25,048.00	\$5,571.26	\$5,571.26	\$16,809.12	\$2,667.62	0.00
24106	2100	52220	Medicare Payments	\$5,858.00	\$0.00	\$5,858.00	\$1,302.97	\$1,302.97	\$3,931.05	\$623.98	0.00
24106	2100	52311	Health and Medical Premiums	\$40,612.00	\$0.00	\$40,612.00	\$6,407.93	\$6,407.93	\$32,061.60	\$2,142.47	0.00
24106	2100	52312	Life	\$544.00	\$0.00	\$544.00	\$73.06	\$73.06	\$308.33	\$162.61	0.00
24106	2100	52313	Dental	\$2,195.00	\$0.00	\$2,195.00	\$382.96	\$382.96	\$1,711.96	\$100.08	0.00
24106	2100	52314	Vision	\$358.00	\$0.00	\$358.00	\$39.48	\$39.48	\$206.53	\$111.99	0.00
24106	2100	52315	Disability	\$319.00	\$0.00	\$319.00	\$66.40	\$66.40	\$317.27	(\$64.67)	0.00
24106	2100	52500	Unemployment Compensation	\$183.00	\$0.00	\$183.00	\$57.22	\$57.22	\$219.47	(\$93.69)	0.00
24106	2100	52710	Workers Compensation Premium	\$7,565.00	\$0.00	\$7,565.00	\$1,905.17	\$1,905.17	\$5,943.37	(\$283.54)	0.00
24106	2100	52720	Workers Compensation Employer's Fee	\$62.00	\$0.00	\$62.00	\$15.89	\$15.89	\$47.34	(\$1.23)	0.00
24106	2100	53330	Professional Development	\$10,000.00	\$0.00	\$10,000.00	\$95.00	\$95.00	\$4,792.00	\$5,113.00	0.00
24106	2100	53414	Other Services	\$500.00	\$0.00	\$500.00	\$0.00	\$0.00	\$0.00	\$500.00	0.00
24106	2100	53711	Other Charges	\$2,000.00	\$0.00	\$2,000.00	\$0.00	\$0.00	\$9,751.00	(\$7,751.00)	0.00
24106	2100	54311	Maintenance & Repair - Furniture/Fixtures/Equipment	\$33,000.00	\$0.00	\$33,000.00	\$9,884.58	\$9,884.58	\$30,015.33	(\$6,899.91)	0.00

State of New Mexico
Public School Operating Budget - Actuals Expenditure Rollup Report
Gadsden 2018-2019 - First Quarter (Jul - Sep) - Expenditure
Submitted

Fund	Func	Obj	Job	Description	Budget	Adjustments	Adjusted Budget	Current Period	YTD	Encumbrance	Budget Balance	FTE
24106	2100	55813		Employee Travel - Non-Teachers	\$7,000.00	\$0.00	\$7,000.00	\$494.60	\$494.60	\$7,555.40	(\$1,050.00)	0.00
24106	2100	56113		Software	\$500.00	\$0.00	\$500.00	\$0.00	\$0.00	\$613.00	(\$113.00)	0.00
24106	2100	56118		General Supplies and Materials	\$17,000.00	\$0.00	\$17,000.00	\$3,068.61	\$3,068.61	\$23,762.39	(\$9,831.00)	0.00
24106	2100	57332		Supply Assets (\$5,000 or less)	\$8,000.00	\$0.00	\$8,000.00	\$0.00	\$0.00	\$127.07	\$7,872.93	0.00
24106	2100			SUBTOTAL Support Services-Students	\$628,980.00	\$0.00	\$628,980.00	\$138,858.03	\$138,858.03	\$479,834.22	\$10,287.75	6.79
	2200			Support Services-Instruction								
		51100		Salaries Expense								
24106	2200	51100	1211	Coordinator/Subject Matter Specialist	\$144,000.00	\$0.00	\$144,000.00	\$35,573.46	\$35,573.46	\$106,720.42	\$1,706.12	2.60
24106	2200	51100	1217	Secretarial/Clerical/Technical Assistants	\$98,000.00	\$0.00	\$98,000.00	\$20,869.13	\$20,869.13	\$34,865.36	\$42,265.51	3.78
24106	2200	51100		SUBTOTAL Salaries Expense	\$242,000.00	\$0.00	\$242,000.00	\$56,442.59	\$56,442.59	\$141,585.78	\$43,971.63	6.38
24106	2200	52111		Educational Retirement	\$33,638.00	\$0.00	\$33,638.00	\$6,734.52	\$6,734.52	\$17,402.59	\$9,500.89	0.00
24106	2200	52112		ERA - Retiree Health	\$4,840.00	\$0.00	\$4,840.00	\$1,012.75	\$1,012.75	\$2,503.98	\$1,323.27	0.00
24106	2200	52210		FICA Payments	\$15,004.00	\$0.00	\$15,004.00	\$3,301.75	\$3,301.75	\$8,267.94	\$3,434.31	0.00
24106	2200	52220		Medicare Payments	\$3,509.00	\$0.00	\$3,509.00	\$772.13	\$772.13	\$1,933.56	\$803.31	0.00
24106	2200	52311		Health and Medical Premiums	\$27,452.00	\$0.00	\$27,452.00	\$3,874.73	\$3,874.73	\$9,890.82	\$13,686.45	0.00
24106	2200	52312		Life	\$368.00	\$0.00	\$368.00	\$81.50	\$81.50	\$185.22	\$101.28	0.00
24106	2200	52313		Dental	\$1,483.00	\$0.00	\$1,483.00	\$318.16	\$318.16	\$724.50	\$440.34	0.00
24106	2200	52314		Vision	\$242.00	\$0.00	\$242.00	\$56.06	\$56.06	\$119.16	\$66.78	0.00
24106	2200	52315		Disability	\$215.00	\$0.00	\$215.00	\$20.07	\$20.07	\$0.00	\$194.93	0.00
24106	2200	52500		Unemployment Compensation	\$123.00	\$0.00	\$123.00	\$34.15	\$34.15	\$104.94	(\$16.09)	0.00
24106	2200	52710		Workers Compensation Premium	\$5,113.00	\$0.00	\$5,113.00	\$1,138.12	\$1,138.12	\$2,854.98	\$1,119.90	0.00
24106	2200	52720		Workers Compensation Employer's Fee	\$59.00	\$0.00	\$59.00	\$10.32	\$10.32	\$30.24	\$18.44	0.00
24106	2200	53330		Professional Development	\$5,000.00	\$0.00	\$5,000.00	\$360.00	\$360.00	\$0.00	\$4,640.00	0.00
24106	2200	53414		Other Services	\$500.00	\$0.00	\$500.00	\$221.72	\$221.72	\$3,838.16	(\$3,559.88)	0.00
24106	2200	53711		Other Charges	\$500.00	\$0.00	\$500.00	\$0.00	\$0.00	\$164.88	\$335.12	0.00
24106	2200	54311		Maintenance & Repair - Furniture/Fixtures/Equipment	\$500.00	\$0.00	\$500.00	\$0.00	\$0.00	\$0.00	\$500.00	0.00
24106	2200	55813		Employee Travel - Non-Teachers	\$500.00	\$0.00	\$500.00	\$0.00	\$0.00	\$100.00	\$400.00	0.00
24106	2200	56113		Software	\$44,000.00	\$0.00	\$44,000.00	\$7,998.00	\$7,998.00	\$0.00	\$36,002.00	0.00
24106	2200	56118		General Supplies and Materials	\$5,500.00	\$0.00	\$5,500.00	\$5,094.41	\$5,094.41	\$8,934.56	(\$8,528.97)	0.00
24106	2200	57332		Supply Assets (\$5,000 or less)	\$3,000.00	\$0.00	\$3,000.00	\$373.77	\$373.77	\$0.00	\$2,626.23	0.00
24106	2200			SUBTOTAL Support Services-Instruction	\$393,546.00	\$0.00	\$393,546.00	\$87,844.75	\$87,844.75	\$198,641.31	\$107,059.94	6.38
	2300			Support Services-General Administration								
24106	2300	53713		Indirect Costs - Program Administration	\$68,137.00	\$0.00	\$68,137.00	\$11,040.37	\$11,040.37	\$0.00	\$57,096.63	0.00
24106	2300			SUBTOTAL Support Services-General Administration	\$68,137.00	\$0.00	\$68,137.00	\$11,040.37	\$11,040.37	\$0.00	\$57,096.63	0.00
	2600			Operation & Maintenance of Plant								
24106	2600	54313		Maintenance & Repair - Vehicles	\$4,500.00	\$0.00	\$4,500.00	\$0.00	\$0.00	\$0.00	\$4,500.00	0.00
24106	2600	54416		Communication Services	\$17,000.00	\$0.00	\$17,000.00	\$1,531.57	\$1,531.57	\$15,468.43	\$0.00	0.00

State of New Mexico
Public School Operating Budget - Actuals Expenditure Rollup Report
Gadsden 2018-2019 - First Quarter (Jul - Sep) - Expenditure
Submitted

Fund	Func	Obj	Job	Description	Budget	Adjustments	Adjusted Budget	Current Period	YTD	Encumbrance	Budget Balance	FTE
24106	2600			SUBTOTAL Operation & Maintenance of Plant	\$21,500.00	\$0.00	\$21,500.00	\$1,531.57	\$1,531.57	\$15,468.43	\$4,500.00	0.00
24106	2000			SUBTOTAL Support Services	\$1,112,163.00	\$0.00	\$1,112,163.00	\$239,274.72	\$239,274.72	\$693,943.96	\$178,944.32	13.17
24106				TOTAL Entitlement IDEA-B	\$3,492,090.00	\$0.00	\$3,492,090.00	\$584,696.99	\$584,696.99	\$2,229,843.99	\$677,549.02	57.60
24109	1000			Preschool IDEA-B Instruction								
24109	1000	53330		Professional Development	\$2,500.00	\$0.00	\$2,500.00	\$0.00	\$0.00	\$190.00	\$2,310.00	0.00
24109	1000	53711		Other Charges	\$1,500.00	\$0.00	\$1,500.00	\$0.00	\$0.00	\$0.00	\$1,500.00	0.00
24109	1000	55817		Student Travel	\$2,000.00	\$0.00	\$2,000.00	\$0.00	\$0.00	\$0.00	\$2,000.00	0.00
24109	1000	55819		Employee Travel - Teachers	\$2,000.00	\$0.00	\$2,000.00	\$0.00	\$0.00	\$0.00	\$2,000.00	0.00
24109	1000	56118		General Supplies and Materials	\$6,790.00	\$21,741.00	\$28,531.00	\$713.73	\$713.73	\$8,264.47	\$19,552.80	0.00
24109	1000	57332		Supply Assets (\$5,000 or less)	\$2,000.00	\$0.00	\$2,000.00	\$0.00	\$0.00	\$5,691.94	(\$3,691.94)	0.00
24109	1000			SUBTOTAL Instruction	\$16,790.00	\$21,741.00	\$38,531.00	\$713.73	\$713.73	\$14,146.41	\$23,670.86	0.00
24109	2000			Support Services								
24109	2100			Support Services-Students								
24109	2100	51100		Salaries Expense								
24109	2100	51100	1211	Coordinator/Subject Matter Specialist	\$28,174.00	\$0.00	\$28,174.00	\$7,367.94	\$7,367.94	\$21,525.60	(\$719.54)	0.63
24109	2100	51100		SUBTOTAL Salaries Expense	\$28,174.00	\$0.00	\$28,174.00	\$7,367.94	\$7,367.94	\$21,525.60	(\$719.54)	0.63
24109	2100	52111		Educational Retirement	\$3,916.00	\$0.00	\$3,916.00	\$1,024.12	\$1,024.12	\$3,099.43	(\$207.55)	0.00
24109	2100	52112		ERA - Retiree Health	\$563.00	\$0.00	\$563.00	\$147.38	\$147.38	\$446.04	(\$30.42)	0.00
24109	2100	52210		FICA Payments	\$1,747.00	\$0.00	\$1,747.00	\$428.33	\$428.33	\$1,295.45	\$23.22	0.00
24109	2100	52220		Medicare Payments	\$409.00	\$0.00	\$409.00	\$100.17	\$100.17	\$302.94	\$5.89	0.00
24109	2100	52311		Health and Medical Premiums	\$3,148.00	\$0.00	\$3,148.00	\$609.54	\$609.54	\$1,876.85	\$661.61	0.00
24109	2100	52312		Life	\$43.00	\$0.00	\$43.00	\$8.88	\$8.88	\$26.64	\$7.48	0.00
24109	2100	52313		Dental	\$175.00	\$0.00	\$175.00	\$92.40	\$92.40	\$277.20	(\$194.60)	0.00
24109	2100	52314		Vision	\$28.00	\$0.00	\$28.00	\$0.00	\$0.00	\$0.00	\$28.00	0.00
24109	2100	52315		Disability	\$25.00	\$0.00	\$25.00	\$0.00	\$0.00	\$0.00	\$25.00	0.00
24109	2100	52500		Unemployment Compensation	\$13.00	\$0.00	\$13.00	\$4.53	\$4.53	\$16.56	(\$8.09)	0.00
24109	2100	52710		Workers Compensation Premium	\$6.00	\$0.00	\$6.00	\$148.57	\$148.57	\$449.64	(\$592.21)	0.00
24109	2100	52720		Workers Compensation Employer's Fee	\$8.00	\$0.00	\$8.00	\$1.45	\$1.45	\$4.35	\$2.20	0.00
24109	2100	56118		General Supplies and Materials	\$1,000.00	\$0.00	\$1,000.00	\$0.00	\$0.00	\$0.00	\$1,000.00	0.00
24109	2100			SUBTOTAL Support Services-Students	\$39,255.00	\$0.00	\$39,255.00	\$9,933.31	\$9,933.31	\$29,320.70	\$0.99	0.63
24109	2200			Support Services-Instruction								
24109	2200	51100		Salaries Expense								
24109	2200	51100	1217	Secretarial/Clerical/Technical Assistants	\$7,908.00	\$0.00	\$7,908.00	\$1,977.30	\$1,977.30	\$5,530.90	\$399.80	0.25
24109	2200	51100		SUBTOTAL Salaries Expense	\$7,908.00	\$0.00	\$7,908.00	\$1,977.30	\$1,977.30	\$5,530.90	\$399.80	0.25
24109	2200	52111		Educational Retirement	\$1,099.00	\$0.00	\$1,099.00	\$274.86	\$274.86	\$824.58	(\$0.44)	0.00
24109	2200	52112		ERA - Retiree Health	\$158.00	\$0.00	\$158.00	\$39.54	\$39.54	\$118.62	(\$0.16)	0.00
24109	2200	52210		FICA Payments	\$490.00	\$0.00	\$490.00	\$103.58	\$103.58	\$309.78	\$76.64	0.00

State of New Mexico
Public School Operating Budget - Actuals Expenditure Rollup Report
Gadsden 2018-2019 - First Quarter (Jul - Sep) - Expenditure
Submitted

Fund	Func	Obj	Job	Description	Budget	Adjustments	Adjusted Budget	Current Period	YTD	Encumbrance	Budget Balance	FTE
24109	2200	52220		Medicare Payments	\$115.00	\$0.00	\$115.00	\$24.20	\$24.20	\$72.36	\$18.44	0.00
24109	2200	52311		Health and Medical Premiums	\$884.00	\$0.00	\$884.00	\$299.08	\$299.08	\$920.88	(\$335.96)	0.00
24109	2200	52312		Life	\$12.00	\$0.00	\$12.00	\$3.54	\$3.54	\$10.62	(\$2.16)	0.00
24109	2200	52313		Dental	\$49.00	\$0.00	\$49.00	\$12.24	\$12.24	\$36.72	\$0.04	0.00
24109	2200	52314		Vision	\$8.00	\$0.00	\$8.00	\$2.82	\$2.82	\$8.46	(\$3.28)	0.00
24109	2200	52315		Disability	\$7.00	\$0.00	\$7.00	\$0.00	\$0.00	\$0.00	\$7.00	0.00
24109	2200	52500		Unemployment Compensation	\$4.00	\$0.00	\$4.00	\$1.20	\$1.20	\$4.32	(\$1.52)	0.00
24109	2200	52710		Workers Compensation Premium	\$2.00	\$0.00	\$2.00	\$39.84	\$39.84	\$119.52	(\$157.36)	0.00
24109	2200	52720		Workers Compensation Employer's Fee	\$2.00	\$0.00	\$2.00	\$0.57	\$0.57	\$1.71	(\$0.28)	0.00
24109	2200			SUBTOTAL Support Services-Instruction	\$10,738.00	\$0.00	\$10,738.00	\$2,778.77	\$2,778.77	\$7,958.47	\$0.76	0.25
	2300			Support Services-General Administration								
24109	2300	53713		Indirect Costs - Program Administration	\$1,329.00	\$432.00	\$1,761.00	\$267.17	\$267.17	\$0.00	\$1,493.83	0.00
24109	2300			SUBTOTAL Support Services-General Administration	\$1,329.00	\$432.00	\$1,761.00	\$267.17	\$267.17	\$0.00	\$1,493.83	0.00
24109	2000			SUBTOTAL Support Services	\$51,322.00	\$432.00	\$51,754.00	\$12,979.25	\$12,979.25	\$37,279.17	\$1,495.58	0.88
24109				TOTAL Preschool IDEA-B	\$68,112.00	\$22,173.00	\$90,285.00	\$13,692.98	\$13,692.98	\$51,425.58	\$25,166.44	0.88
24145	1000			Title I - Striving Readers Instruction								
		51100		Salaries Expense								
24145	1000	51100	1610	Substitutes Professional Development	\$0.00	\$70,000.00	\$70,000.00	\$0.00	\$0.00	\$0.00	\$70,000.00	0.00
24145	1000	51100	1711	Instructional Assistants-Grades 1-12	\$0.00	\$32,000.00	\$32,000.00	\$0.00	\$0.00	\$0.00	\$32,000.00	0.00
24145	1000	51100		SUBTOTAL Salaries Expense	\$0.00	\$102,000.00	\$102,000.00	\$0.00	\$0.00	\$0.00	\$102,000.00	0.00
24145	1000	52111		Educational Retirement	\$0.00	\$4,448.00	\$4,448.00	\$0.00	\$0.00	\$0.00	\$4,448.00	0.00
24145	1000	52112		ERA - Retiree Health	\$0.00	\$640.00	\$640.00	\$0.00	\$0.00	\$0.00	\$640.00	0.00
24145	1000	52210		FICA Payments	\$0.00	\$1,984.00	\$1,984.00	\$0.00	\$0.00	\$0.00	\$1,984.00	0.00
24145	1000	52220		Medicare Payments	\$0.00	\$464.00	\$464.00	\$0.00	\$0.00	\$0.00	\$464.00	0.00
24145	1000	53330		Professional Development	\$0.00	\$253,000.00	\$253,000.00	\$315.00	\$315.00	\$188.48	\$252,496.52	0.00
24145	1000	55813		Employee Travel - Non-Teachers	\$0.00	\$2,000.00	\$2,000.00	\$0.00	\$0.00	\$0.00	\$2,000.00	0.00
24145	1000	55819		Employee Travel - Teachers	\$0.00	\$10,000.00	\$10,000.00	\$0.00	\$0.00	\$0.00	\$10,000.00	0.00
24145	1000	56118		General Supplies and Materials	\$0.00	\$116,693.00	\$116,693.00	\$0.00	\$0.00	\$0.00	\$116,693.00	0.00
24145	1000			SUBTOTAL Instruction	\$0.00	\$491,229.00	\$491,229.00	\$315.00	\$315.00	\$188.48	\$490,725.52	0.00
	2000			Support Services								
	2200			Support Services-Instruction								
		51100		Salaries Expense								
24145	2200	51100	1211	Coordinator/Subject Matter Specialist	\$0.00	\$65,000.00	\$65,000.00	\$0.00	\$0.00	\$0.00	\$65,000.00	0.00
24145	2200	51100		SUBTOTAL Salaries Expense	\$0.00	\$65,000.00	\$65,000.00	\$0.00	\$0.00	\$0.00	\$65,000.00	0.00
24145	2200	52111		Educational Retirement	\$0.00	\$9,035.00	\$9,035.00	\$0.00	\$0.00	\$0.00	\$9,035.00	0.00
24145	2200	52112		ERA - Retiree Health	\$0.00	\$1,300.00	\$1,300.00	\$0.00	\$0.00	\$0.00	\$1,300.00	0.00

State of New Mexico
Public School Operating Budget - Actuals Expenditure Rollup Report
Gadsden 2018-2019 - First Quarter (Jul - Sep) - Expenditure
Submitted

Fund	Func	Obj	Job Description	Budget	Adjustments	Adjusted Budget	Current Period	YTD	Encumbrance	Budget Balance	FTE
24145	2200	52210	FICA Payments	\$0.00	\$4,030.00	\$4,030.00	\$0.00	\$0.00	\$0.00	\$4,030.00	0.00
24145	2200	52220	Medicare Payments	\$0.00	\$943.00	\$943.00	\$0.00	\$0.00	\$0.00	\$943.00	0.00
24145	2200	53330	Professional Development	\$0.00	\$29,000.00	\$29,000.00	\$735.00	\$735.00	\$0.00	\$28,265.00	0.00
24145	2200	55818	Other Travel - Non-Employees	\$0.00	\$10,000.00	\$10,000.00	\$0.00	\$0.00	\$0.00	\$10,000.00	0.00
24145	2200		SUBTOTAL Support Services-Instruction	\$0.00	\$119,308.00	\$119,308.00	\$735.00	\$735.00	\$0.00	\$118,573.00	0.00
	2300		Support Services-General Administration								
24145	2300	53713	Indirect Costs - Program Administration	\$0.00	\$13,463.00	\$13,463.00	\$25.07	\$25.07	\$0.00	\$13,437.93	0.00
24145	2300		SUBTOTAL Support Services-General Administration	\$0.00	\$13,463.00	\$13,463.00	\$25.07	\$25.07	\$0.00	\$13,437.93	0.00
	2400		Support Services-School Administration								
24145	2400	53330	Professional Development	\$0.00	\$58,000.00	\$58,000.00	\$210.00	\$210.00	\$270.12	\$57,519.88	0.00
24145	2400	55813	Employee Travel - Non-Teachers	\$0.00	\$8,000.00	\$8,000.00	\$0.00	\$0.00	\$0.00	\$8,000.00	0.00
24145	2400		SUBTOTAL Support Services-School Administration	\$0.00	\$66,000.00	\$66,000.00	\$210.00	\$210.00	\$270.12	\$65,519.88	0.00
24145	2000		SUBTOTAL Support Services	\$0.00	\$198,771.00	\$198,771.00	\$970.07	\$970.07	\$270.12	\$197,530.81	0.00
24145			TOTAL Title I - Striving Readers	\$0.00	\$690,000.00	\$690,000.00	\$1,285.07	\$1,285.07	\$458.60	\$688,256.33	0.00
24153			English Language Acquisition Instruction								
	1000		Salaries Expense								
24153	1000	51100	1411 Teachers-Grades 1-12	\$85,000.00	\$0.00	\$85,000.00	\$0.00	\$0.00	\$0.00	\$85,000.00	0.00
24153	1000	51100	SUBTOTAL Salaries Expense	\$85,000.00	\$0.00	\$85,000.00	\$0.00	\$0.00	\$0.00	\$85,000.00	0.00
		51300	Additional Compensation								
24153	1000	51300	1411 Teachers-Grades 1-12	\$44,500.00	\$0.00	\$44,500.00	\$0.00	\$0.00	\$1,362.50	\$43,137.50	0.00
24153	1000	51300	SUBTOTAL Additional Compensation	\$44,500.00	\$0.00	\$44,500.00	\$0.00	\$0.00	\$1,362.50	\$43,137.50	0.00
24153	1000	52111	Educational Retirement	\$0.00	\$0.00	\$0.00	\$0.00	\$0.00	\$168.54	(\$168.54)	0.00
24153	1000	52112	ERA - Retiree Health	\$0.00	\$0.00	\$0.00	\$0.00	\$0.00	\$24.25	(\$24.25)	0.00
24153	1000	52210	FICA Payments	\$0.00	\$0.00	\$0.00	\$0.00	\$0.00	\$71.78	(\$71.78)	0.00
24153	1000	52220	Medicare Payments	\$0.00	\$0.00	\$0.00	\$0.00	\$0.00	\$16.78	(\$16.78)	0.00
24153	1000	52500	Unemployment Compensation	\$0.00	\$0.00	\$0.00	\$0.00	\$0.00	\$0.93	(\$0.93)	0.00
24153	1000	52710	Workers Compensation Premium	\$0.00	\$0.00	\$0.00	\$0.00	\$0.00	\$24.45	(\$24.45)	0.00
24153	1000	53330	Professional Development	\$30,000.00	\$0.00	\$30,000.00	\$0.00	\$0.00	\$0.00	\$30,000.00	0.00
24153	1000	53711	Other Charges	\$17,000.00	\$0.00	\$17,000.00	\$0.00	\$0.00	\$14,850.00	\$2,150.00	0.00
24153	1000	56113	Software	\$130,000.00	\$0.00	\$130,000.00	\$0.00	\$0.00	\$0.00	\$130,000.00	0.00
24153	1000	56118	General Supplies and Materials	\$86,791.00	\$0.00	\$86,791.00	\$0.00	\$0.00	\$0.00	\$86,791.00	0.00
24153	1000		SUBTOTAL Instruction	\$393,291.00	\$0.00	\$393,291.00	\$0.00	\$0.00	\$16,519.23	\$376,771.77	0.00

State of New Mexico
Public School Operating Budget - Actuals Expenditure Rollup Report
Gadsden 2018-2019 - First Quarter (Jul - Sep) - Expenditure
Submitted

Fund	Func	Obj	Job	Description	Budget	Adjustments	Adjusted Budget	Current Period	YTD	Encumbrance	Budget Balance	FTE
	2000			Support Services								
	2400			Support Services-School Administration								
24153	2400	53330		Professional Development	\$15,849.00	\$0.00	\$15,849.00	\$0.00	\$0.00	\$0.00	\$15,849.00	0.00
24153	2400			SUBTOTAL Support Services-School Administration	\$15,849.00	\$0.00	\$15,849.00	\$0.00	\$0.00	\$0.00	\$15,849.00	0.00
24153	2000			SUBTOTAL Support Services	\$15,849.00	\$0.00	\$15,849.00	\$0.00	\$0.00	\$0.00	\$15,849.00	0.00
24153				TOTAL English Language Acquisition	\$409,140.00	\$0.00	\$409,140.00	\$0.00	\$0.00	\$16,519.23	\$392,620.77	0.00
24154				Teacher/Principal Training & Recruiting Instruction								
	1000											
		51100		Salaries Expense								
24154	1000	51100	1411	Teachers-Grades 1-12	\$684,000.00	\$0.00	\$684,000.00	\$74,117.93	\$74,117.93	\$304,416.08	\$305,465.99	7.00
24154	1000	51100		SUBTOTAL Salaries Expense	\$684,000.00	\$0.00	\$684,000.00	\$74,117.93	\$74,117.93	\$304,416.08	\$305,465.99	7.00
		51300		Additional Compensation								
24154	1000	51300	1411	Teachers-Grades 1-12	\$140,000.00	\$0.00	\$140,000.00	\$4,408.94	\$4,408.94	\$47,091.06	\$88,500.00	0.00
24154	1000	51300		SUBTOTAL Additional Compensation	\$140,000.00	\$0.00	\$140,000.00	\$4,408.94	\$4,408.94	\$47,091.06	\$88,500.00	0.00
24154	1000	52111		Educational Retirement	\$82,000.00	\$0.00	\$82,000.00	\$10,915.41	\$10,915.41	\$48,444.72	\$22,639.87	0.00
24154	1000	52112		ERA - Retiree Health	\$15,000.00	\$0.00	\$15,000.00	\$1,570.41	\$1,570.41	\$6,968.84	\$6,460.75	0.00
24154	1000	52210		FICA Payments	\$50,000.00	\$0.00	\$50,000.00	\$4,298.53	\$4,298.53	\$19,209.56	\$26,491.91	0.00
24154	1000	52220		Medicare Payments	\$60,000.00	\$0.00	\$60,000.00	\$1,005.27	\$1,005.27	\$4,492.56	\$54,502.17	0.00
24154	1000	52311		Health and Medical Premiums	\$70,000.00	\$0.00	\$70,000.00	\$12,045.03	\$12,045.03	\$45,851.90	\$12,103.07	0.00
24154	1000	52312		Life	\$550.00	\$0.00	\$550.00	\$68.15	\$68.15	\$268.02	\$213.83	0.00
24154	1000	52313		Dental	\$5,000.00	\$0.00	\$5,000.00	\$506.64	\$506.64	\$1,816.86	\$2,676.50	0.00
24154	1000	52314		Vision	\$575.00	\$0.00	\$575.00	\$104.92	\$104.92	\$397.31	\$72.77	0.00
24154	1000	52315		Disability	\$512.00	\$0.00	\$512.00	\$32.04	\$32.04	\$286.33	\$193.63	0.00
24154	1000	52500		Unemployment Compensation	\$400.00	\$0.00	\$400.00	\$50.68	\$50.68	\$257.23	\$92.09	0.00
24154	1000	52710		Workers Compensation Premium	\$10,500.00	\$0.00	\$10,500.00	\$1,583.20	\$1,583.20	\$7,025.06	\$1,891.74	0.00
24154	1000	52720		Workers Compensation Employer's Fee	\$500.00	\$0.00	\$500.00	\$13.80	\$13.80	\$41.40	\$444.80	0.00
24154	1000	53330		Professional Development	\$100,000.00	\$0.00	\$100,000.00	\$0.00	\$0.00	\$0.00	\$100,000.00	0.00
24154	1000	56118		General Supplies and Materials	\$14,977.00	\$0.00	\$14,977.00	\$0.00	\$0.00	\$1,182.40	\$13,794.60	0.00
24154	1000			SUBTOTAL Instruction	\$1,234,014.00	\$0.00	\$1,234,014.00	\$110,720.95	\$110,720.95	\$487,749.33	\$635,543.72	7.00
	2000			Support Services								
	2200			Support Services-Instruction								
		51100		Salaries Expense								
24154	2200	51100	1211	Coordinator/Subject Matter Specialist	\$69,500.00	\$0.00	\$69,500.00	\$15,878.52	\$15,878.52	\$47,635.48	\$5,986.00	2.00
24154	2200	51100		SUBTOTAL Salaries Expense	\$69,500.00	\$0.00	\$69,500.00	\$15,878.52	\$15,878.52	\$47,635.48	\$5,986.00	2.00
24154	2200	52111		Educational Retirement	\$9,000.00	\$0.00	\$9,000.00	\$2,207.10	\$2,207.10	\$6,621.29	\$171.61	0.00
24154	2200	52112		ERA - Retiree Health	\$1,500.00	\$0.00	\$1,500.00	\$317.58	\$317.58	\$952.74	\$229.68	0.00

State of New Mexico
Public School Operating Budget - Actuals Expenditure Rollup Report
Gadsden 2018-2019 - First Quarter (Jul - Sep) - Expenditure
Submitted

Fund	Func	Obj	Job Description	Budget	Adjustments	Adjusted Budget	Current Period	YTD	Encumbrance	Budget Balance	FTE
24154	2200	52210	FICA Payments	\$4,500.00	\$0.00	\$4,500.00	\$949.94	\$949.94	\$2,850.29	\$699.77	0.00
24154	2200	52220	Medicare Payments	\$1,800.00	\$0.00	\$1,800.00	\$222.14	\$222.14	\$666.54	\$911.32	0.00
24154	2200	52311	Health and Medical Premiums	\$6,000.00	\$0.00	\$6,000.00	\$775.30	\$775.30	\$2,314.98	\$2,909.72	0.00
24154	2200	52312	Life	\$130.00	\$0.00	\$130.00	\$14.10	\$14.10	\$42.30	\$73.60	0.00
24154	2200	52313	Dental	\$500.00	\$0.00	\$500.00	\$49.02	\$49.02	\$147.06	\$303.92	0.00
24154	2200	52314	Vision	\$150.00	\$0.00	\$150.00	\$11.28	\$11.28	\$33.84	\$104.88	0.00
24154	2200	52315	Disability	\$150.00	\$0.00	\$150.00	\$0.00	\$0.00	\$0.00	\$150.00	0.00
24154	2200	52500	Unemployment Compensation	\$200.00	\$0.00	\$200.00	\$9.72	\$9.72	\$35.28	\$155.00	0.00
24154	2200	52710	Workers Compensation Premium	\$1,400.00	\$0.00	\$1,400.00	\$320.16	\$320.16	\$960.48	\$119.36	0.00
24154	2200	52720	Workers Compensation Employer's Fee	\$80.00	\$0.00	\$80.00	\$2.30	\$2.30	\$6.90	\$70.80	0.00
24154	2200	53330	Professional Development	\$20,000.00	\$0.00	\$20,000.00	\$440.59	\$440.59	\$432.00	\$19,127.41	0.00
24154	2200		SUBTOTAL Support Services-Instruction	\$114,910.00	\$0.00	\$114,910.00	\$21,197.75	\$21,197.75	\$62,699.18	\$31,013.07	2.00
	2300		Support Services-General Administration								
24154	2300	53713	Indirect Costs - Program Administration	\$28,137.00	\$0.00	\$28,137.00	\$2,957.38	\$2,957.38	\$0.00	\$25,179.62	0.00
24154	2300		SUBTOTAL Support Services-General Administration	\$28,137.00	\$0.00	\$28,137.00	\$2,957.38	\$2,957.38	\$0.00	\$25,179.62	0.00
	2400		Support Services-School Administration								
24154	2400	53330	Professional Development	\$65,000.00	\$0.00	\$65,000.00	\$16,693.11	\$16,693.11	\$3,503.63	\$44,803.26	0.00
24154	2400		SUBTOTAL Support Services-School Administration	\$65,000.00	\$0.00	\$65,000.00	\$16,693.11	\$16,693.11	\$3,503.63	\$44,803.26	0.00
24154	2000		SUBTOTAL Support Services	\$208,047.00	\$0.00	\$208,047.00	\$40,848.24	\$40,848.24	\$66,202.81	\$100,995.95	2.00
24154			TOTAL	\$1,442,061.00	\$0.00	\$1,442,061.00	\$151,569.19	\$151,569.19	\$553,952.14	\$736,539.67	9.00
24163			Teacher/Principal Training & Recruiting								
	1000		Immigrant Funding - Title III Instruction								
		51100	Salaries Expense								
24163	1000	51100	1711 Instructional Assistants-Grades 1-12	\$25,000.00	\$0.00	\$25,000.00	\$4,152.40	\$4,152.40	\$15,779.12	\$5,068.48	1.00
24163	1000	51100	SUBTOTAL Salaries Expense	\$25,000.00	\$0.00	\$25,000.00	\$4,152.40	\$4,152.40	\$15,779.12	\$5,068.48	1.00
24163	1000	52111	Educational Retirement	\$3,475.00	\$0.00	\$3,475.00	\$577.20	\$577.20	\$2,193.36	\$704.44	0.00
24163	1000	52112	ERA - Retiree Health	\$500.00	\$0.00	\$500.00	\$83.05	\$83.05	\$315.59	\$101.36	0.00
24163	1000	52210	FICA Payments	\$1,550.00	\$0.00	\$1,550.00	\$257.45	\$257.45	\$978.31	\$314.24	0.00
24163	1000	52220	Medicare Payments	\$362.00	\$0.00	\$362.00	\$60.20	\$60.20	\$228.76	\$73.04	0.00
24163	1000	52311	Health and Medical Premiums	\$2,836.00	\$0.00	\$2,836.00	\$0.00	\$0.00	\$0.00	\$2,836.00	0.00
24163	1000	52312	Life	\$38.00	\$0.00	\$38.00	\$11.75	\$11.75	\$44.65	\$(18.40)	0.00
24163	1000	52313	Dental	\$153.00	\$0.00	\$153.00	\$0.00	\$0.00	\$0.00	\$153.00	0.00
24163	1000	52314	Vision	\$25.00	\$0.00	\$25.00	\$0.00	\$0.00	\$0.00	\$25.00	0.00

State of New Mexico
Public School Operating Budget - Actuals Expenditure Rollup Report
Gadsden 2018-2019 - First Quarter (Jul - Sep) - Expenditure
Submitted

Fund	Func	Obj	Job	Description	Budget	Adjustments	Adjusted Budget	Current Period	YTD	Encumbrance	Budget Balance	FTE
24163	1000	52315		Disability	\$22.00	\$0.00	\$22.00	\$0.00	\$0.00	\$0.00	\$22.00	0.00
24163	1000	52500		Unemployment Compensation	\$13.00	\$0.00	\$13.00	\$2.66	\$2.66	\$11.78	(\$1.44)	0.00
24163	1000	52710		Workers Compensation Premium	\$528.00	\$0.00	\$528.00	\$83.75	\$83.75	\$318.25	\$126.00	0.00
24163	1000	52720		Workers Compensation Employer's Fee	\$10.00	\$0.00	\$10.00	\$2.30	\$2.30	\$6.90	\$0.80	0.00
24163	1000	56118		General Supplies and Materials	\$15,488.00	\$0.00	\$15,488.00	\$0.00	\$0.00	\$3,564.80	\$11,923.20	0.00
24163	1000			SUBTOTAL Instruction	\$50,000.00	\$0.00	\$50,000.00	\$5,230.76	\$5,230.76	\$23,441.52	\$21,327.72	1.00
24163				TOTAL Immigrant Funding - Title III	\$50,000.00	\$0.00	\$50,000.00	\$5,230.76	\$5,230.76	\$23,441.52	\$21,327.72	1.00
24172				Carl D Perkins Special Projects - PY Unliq. Obligations								
	1000			Instruction								
		51100		Salaries Expense								
24172	1000	51100	1610	Substitutes Professional Development	\$0.00	\$1,500.00	\$1,500.00	\$0.00	\$0.00	\$0.00	\$1,500.00	0.00
24172	1000	51100		SUBTOTAL Salaries Expense	\$0.00	\$1,500.00	\$1,500.00	\$0.00	\$0.00	\$0.00	\$1,500.00	0.00
		51300		Additional Compensation								
24172	1000	51300	1415	Teachers-Vocational and Technical	\$0.00	\$1,800.00	\$1,800.00	\$1,800.00	\$1,800.00	\$0.00	\$0.00	0.00
24172	1000	51300		SUBTOTAL Additional Compensation	\$0.00	\$1,800.00	\$1,800.00	\$1,800.00	\$1,800.00	\$0.00	\$0.00	0.00
24172	1000	52111		Educational Retirement	\$0.00	\$250.00	\$250.00	\$250.20	\$250.20	\$0.00	(\$0.20)	0.00
24172	1000	52112		ERA - Retiree Health	\$0.00	\$36.00	\$36.00	\$36.00	\$36.00	\$0.00	\$0.00	0.00
24172	1000	52210		FICA Payments	\$0.00	\$205.00	\$205.00	\$111.60	\$111.60	\$0.00	\$93.40	0.00
24172	1000	52220		Medicare Payments	\$0.00	\$48.00	\$48.00	\$26.10	\$26.10	\$0.00	\$21.90	0.00
24172	1000	52500		Unemployment Compensation	\$0.00	\$2.00	\$2.00	\$0.87	\$0.87	\$0.00	\$1.13	0.00
24172	1000	52710		Workers Compensation Premium	\$0.00	\$66.00	\$66.00	\$36.30	\$36.30	\$0.00	\$29.70	0.00
24172	1000	53330		Professional Development	\$0.00	\$4,560.00	\$4,560.00	\$4,484.69	\$4,484.69	\$0.00	\$75.31	0.00
24172	1000	53414		Other Services	\$0.00	\$2,209.00	\$2,209.00	\$0.00	\$0.00	\$0.00	\$2,209.00	0.00
24172	1000	56118		General Supplies and Materials	\$0.00	\$950.00	\$950.00	\$949.50	\$949.50	\$0.00	\$0.50	0.00
24172	1000	57332		Supply Assets (\$5,000 or less)	\$0.00	\$8,254.00	\$8,254.00	\$8,510.31	\$8,510.31	\$0.00	(\$256.31)	0.00
24172	1000			SUBTOTAL Instruction	\$0.00	\$19,880.00	\$19,880.00	\$16,205.57	\$16,205.57	\$0.00	\$3,674.43	0.00
24172				TOTAL Carl D Perkins Special Projects - PY Unliq. Obligations	\$0.00	\$19,880.00	\$19,880.00	\$16,205.57	\$16,205.57	\$0.00	\$3,674.43	0.00
24174				Carl D Perkins Secondary - Current Instruction								
	1000			Additional Compensation								
24174	1000	51300	1415	Teachers-Vocational and Technical	\$56,845.00	(\$56,845.00)	\$0.00	\$0.00	\$0.00	\$0.00	\$0.00	0.00
24174	1000	51300		SUBTOTAL Additional Compensation	\$56,845.00	(\$56,845.00)	\$0.00	\$0.00	\$0.00	\$0.00	\$0.00	0.00
24174	1000	52111		Educational Retirement	\$7,901.00	(\$7,901.00)	\$0.00	\$0.00	\$0.00	\$0.00	\$0.00	0.00
24174	1000	52112		ERA - Retiree Health	\$1,137.00	(\$1,137.00)	\$0.00	\$0.00	\$0.00	\$0.00	\$0.00	0.00
24174	1000	52210		FICA Payments	\$3,524.00	(\$3,524.00)	\$0.00	\$0.00	\$0.00	\$0.00	\$0.00	0.00

State of New Mexico
Public School Operating Budget - Actuals Expenditure Rollup Report
Gadsden 2018-2019 - First Quarter (Jul - Sep) - Expenditure
Submitted

Fund	Func	Obj	Job Description	Budget	Adjustments	Adjusted Budget	Current Period	YTD	Encumbrance	Budget Balance	FTE
24174	1000	52220	Medicare Payments	\$824.00	(\$824.00)	\$0.00	\$0.00	\$0.00	\$0.00	\$0.00	0.00
24174	1000	53330	Professional Development	\$27,729.00	(\$8,142.00)	\$19,587.00	\$0.00	\$0.00	\$0.00	\$19,587.00	0.00
24174	1000	56118	General Supplies and Materials	\$83,371.00	\$0.00	\$83,371.00	\$0.00	\$0.00	\$0.00	\$83,371.00	0.00
24174	1000	57331	Fixed Assets (more than \$5,000)	\$35,361.00	\$0.00	\$35,361.00	\$0.00	\$0.00	\$0.00	\$35,361.00	0.00
24174	1000	57332	Supply Assets (\$5,000 or less)	\$0.00	\$0.00	\$0.00	\$0.00	\$0.00	\$16,787.00	(\$16,787.00)	0.00
24174	1000		SUBTOTAL Instruction	\$216,692.00	(\$78,373.00)	\$138,319.00	\$0.00	\$0.00	\$16,787.00	\$121,532.00	0.00
	2000		Support Services								
	2100		Support Services-Students								
		51100	Salaries Expense								
24174	2100	51100	1214 Guidance Counselors/Social Workers	\$0.00	\$56,845.00	\$56,845.00	\$5,246.08	\$5,246.08	\$44,498.00	\$7,100.92	1.00
24174	2100	51100	SUBTOTAL Salaries Expense	\$0.00	\$56,845.00	\$56,845.00	\$5,246.08	\$5,246.08	\$44,498.00	\$7,100.92	1.00
24174	2100	52111	Educational Retirement	\$0.00	\$7,901.00	\$7,901.00	\$729.21	\$729.21	\$6,185.26	\$986.53	0.00
24174	2100	52112	ERA - Retiree Health	\$0.00	\$1,137.00	\$1,137.00	\$104.92	\$104.92	\$889.96	\$142.12	0.00
24174	2100	52210	FICA Payments	\$0.00	\$3,524.00	\$3,524.00	\$301.63	\$301.63	\$2,557.78	\$664.59	0.00
24174	2100	52220	Medicare Payments	\$0.00	\$824.00	\$824.00	\$70.53	\$70.53	\$598.12	\$155.35	0.00
24174	2100	52311	Health and Medical Premiums	\$0.00	\$6,377.00	\$6,377.00	\$456.53	\$456.53	\$3,888.35	\$2,032.12	0.00
24174	2100	52312	Life	\$0.00	\$86.00	\$86.00	\$5.26	\$5.26	\$44.65	\$36.09	0.00
24174	2100	52313	Dental	\$0.00	\$345.00	\$345.00	\$34.85	\$34.85	\$295.64	\$14.51	0.00
24174	2100	52314	Vision	\$0.00	\$57.00	\$57.00	\$7.06	\$7.06	\$59.85	(\$9.91)	0.00
24174	2100	52315	Disability	\$0.00	\$50.00	\$50.00	\$17.90	\$17.90	\$151.81	(\$119.71)	0.00
24174	2100	52500	Unemployment Compensation	\$0.00	\$29.00	\$29.00	\$3.90	\$3.90	\$33.06	(\$7.96)	0.00
24174	2100	52710	Workers Compensation Premium	\$0.00	\$1,188.00	\$1,188.00	\$105.77	\$105.77	\$897.18	\$185.05	0.00
24174	2100	52720	Workers Compensation Employer's Fee	\$0.00	\$10.00	\$10.00	\$2.30	\$2.30	\$6.90	\$0.80	0.00
24174	2100	57332	Supply Assets (\$5,000 or less)	\$0.00	\$0.00	\$0.00	\$0.00	\$0.00	\$0.00	\$0.00	0.00
24174	2100		SUBTOTAL Support Services-Students	\$0.00	\$78,373.00	\$78,373.00	\$7,085.94	\$7,085.94	\$60,106.56	\$11,180.50	1.00
	2300		Support Services-General Administration								
24174	2300	53713	Indirect Costs - Program Administration	\$3,552.00	\$0.00	\$3,552.00	\$141.01	\$141.01	\$0.00	\$3,410.99	0.00
24174	2300		SUBTOTAL Support Services-General Administration	\$3,552.00	\$0.00	\$3,552.00	\$141.01	\$141.01	\$0.00	\$3,410.99	0.00
24174	2000		SUBTOTAL Support Services	\$3,552.00	\$78,373.00	\$81,925.00	\$7,226.95	\$7,226.95	\$60,106.56	\$14,591.49	1.00
24174			TOTAL Carl D Perkins Secondary - Current	\$220,244.00	\$0.00	\$220,244.00	\$7,226.95	\$7,226.95	\$76,893.56	\$136,123.49	1.00
24176			Carl D Perkins Secondary - Redistribution Instruction								
	1000		Additional Compensation								
24176	1000	51300	1415 Teachers-Vocational and Technical	\$2,987.00	(\$986.00)	\$2,001.00	\$0.00	\$0.00	\$0.00	\$2,001.00	0.00
24176	1000	51300	SUBTOTAL Additional Compensation	\$2,987.00	(\$986.00)	\$2,001.00	\$0.00	\$0.00	\$0.00	\$2,001.00	0.00

State of New Mexico
Public School Operating Budget - Actuals Expenditure Rollup Report
Gadsden 2018-2019 - First Quarter (Jul - Sep) - Expenditure
Submitted

Fund	Func	Obj	Job	Description	Budget	Adjustments	Adjusted Budget	Current Period	YTD	Encumbrance	Budget Balance	FTE
24176	1000	52111		Educational Retirement	\$415.00	\$0.00	\$415.00	\$0.00	\$0.00	\$0.00	\$415.00	0.00
24176	1000	52112		ERA - Retiree Health	\$60.00	\$0.00	\$60.00	\$0.00	\$0.00	\$0.00	\$60.00	0.00
24176	1000	52210		FICA Payments	\$185.00	\$0.00	\$185.00	\$0.00	\$0.00	\$0.00	\$185.00	0.00
24176	1000	52220		Medicare Payments	\$43.00	\$0.00	\$43.00	\$0.00	\$0.00	\$0.00	\$43.00	0.00
24176	1000	53330		Professional Development	\$4,494.00	(\$4,494.00)	\$0.00	\$67.50	\$67.50	\$0.00	(\$67.50)	0.00
24176	1000	53711		Other Charges	\$1,215.00	\$0.00	\$1,215.00	\$0.00	\$0.00	\$0.00	\$1,215.00	0.00
24176	1000	56113		Software	\$12,141.00	(\$12,141.00)	\$0.00	\$0.00	\$0.00	\$0.00	\$0.00	0.00
24176	1000			SUBTOTAL Instruction	\$21,540.00	(\$17,621.00)	\$3,919.00	\$67.50	\$67.50	\$0.00	\$3,851.50	0.00
	2000			Support Services								
	2300			Support Services-General Administration								
24176	2300	53713		Indirect Costs - Program Administration	\$429.00	(\$351.00)	\$78.00	\$1.34	\$1.34	\$0.00	\$76.66	0.00
24176	2300			SUBTOTAL Support Services-General Administration	\$429.00	(\$351.00)	\$78.00	\$1.34	\$1.34	\$0.00	\$76.66	0.00
24176	2000			SUBTOTAL Support Services	\$429.00	(\$351.00)	\$78.00	\$1.34	\$1.34	\$0.00	\$76.66	0.00
24176				TOTAL Carl D Perkins Secondary - Redistribution	\$21,969.00	(\$17,972.00)	\$3,997.00	\$68.84	\$68.84	\$0.00	\$3,928.16	0.00
24000				TOTAL Federal Flow-through Grants	\$14,408,539.00	\$714,081.00	\$15,122,620.00	\$2,246,504.27	\$2,246,504.27	\$7,890,578.48	\$4,985,537.25	176.68
25000				Federal Direct Grants								
25153				Title XIX MEDICAID 3/21 Years								
	1000			Instruction								
25153	1000	55817		Student Travel	\$2,000.00	\$0.00	\$2,000.00	\$0.00	\$0.00	\$0.00	\$2,000.00	0.00
25153	1000			SUBTOTAL Instruction	\$2,000.00	\$0.00	\$2,000.00	\$0.00	\$0.00	\$0.00	\$2,000.00	0.00
	2000			Support Services								
	2100			Support Services-Students								
		51100		Salaries Expense								
25153	2100	51100	1215	Registered Nurses	\$585,000.00	\$0.00	\$585,000.00	\$111,575.51	\$111,575.51	\$439,445.43	\$33,979.06	10.00
25153	2100	51100	1216	Health Assistants	\$33,000.00	\$0.00	\$33,000.00	\$6,340.45	\$6,340.45	\$24,093.80	\$2,565.75	2.00
25153	2100	51100	1218	School/Student Support	\$200,000.00	\$0.00	\$200,000.00	\$29,556.17	\$29,556.17	\$147,897.83	\$22,546.00	4.00
25153	2100	51100		SUBTOTAL Salaries Expense	\$818,000.00	\$0.00	\$818,000.00	\$147,472.13	\$147,472.13	\$611,437.06	\$59,090.81	16.00
		51300		Additional Compensation								
25153	2100	51300	1215	Registered Nurses	\$2,000.00	\$0.00	\$2,000.00	\$0.00	\$0.00	\$0.00	\$2,000.00	0.00
25153	2100	51300		SUBTOTAL Additional Compensation	\$2,000.00	\$0.00	\$2,000.00	\$0.00	\$0.00	\$0.00	\$2,000.00	0.00
25153	2100	52111		Educational Retirement	\$120,000.00	\$0.00	\$120,000.00	\$20,435.09	\$20,435.09	\$84,989.21	\$14,575.70	0.00
25153	2100	52112		ERA - Retiree Health	\$20,000.00	\$0.00	\$20,000.00	\$2,940.50	\$2,940.50	\$12,229.52	\$4,829.98	0.00
25153	2100	52210		FICA Payments	\$55,000.00	\$0.00	\$55,000.00	\$8,647.19	\$8,647.19	\$35,774.17	\$10,578.64	0.00
25153	2100	52220		Medicare Payments	\$15,000.00	\$0.00	\$15,000.00	\$2,022.21	\$2,022.21	\$8,365.87	\$4,611.92	0.00

State of New Mexico
Public School Operating Budget - Actuals Expenditure Rollup Report
Gadsden 2018-2019 - First Quarter (Jul - Sep) - Expenditure
Submitted

Fund	Func	Obj	Job Description	Budget	Adjustments	Adjusted Budget	Current Period	YTD	Encumbrance	Budget Balance	FTE
25153	2100	52311	Health and Medical Premiums	\$125,000.00	\$0.00	\$125,000.00	\$8,798.39	\$8,798.39	\$38,474.83	\$77,726.78	0.00
25153	2100	52312	Life	\$2,000.00	\$0.00	\$2,000.00	\$186.58	\$186.58	\$771.04	\$1,042.38	0.00
25153	2100	52313	Dental	\$7,000.00	\$0.00	\$7,000.00	\$712.46	\$712.46	\$2,867.14	\$3,420.40	0.00
25153	2100	52314	Vision	\$1,000.00	\$0.00	\$1,000.00	\$123.18	\$123.18	\$498.18	\$378.64	0.00
25153	2100	52315	Disability	\$1,000.00	\$0.00	\$1,000.00	\$237.68	\$237.68	\$917.92	(\$155.60)	0.00
25153	2100	52500	Unemployment Compensation	\$500.00	\$0.00	\$500.00	\$94.74	\$94.74	\$453.08	(\$47.82)	0.00
25153	2100	52710	Workers Compensation Premium	\$20,000.00	\$0.00	\$20,000.00	\$2,964.47	\$2,964.47	\$12,329.32	\$4,706.21	0.00
25153	2100	52720	Workers Compensation Employer's Fee	\$300.00	\$0.00	\$300.00	\$39.36	\$39.36	\$118.08	\$142.56	0.00
25153	2100	53414	Other Services	\$2,000.00	\$0.00	\$2,000.00	\$50.43	\$50.43	\$1,353.80	\$595.77	0.00
25153	2100	53711	Other Charges	\$600.00	\$0.00	\$600.00	\$0.00	\$0.00	\$0.00	\$600.00	0.00
25153	2100	54311	Maintenance & Repair - Furniture/Fixtures/Equipment	\$2,000.00	\$0.00	\$2,000.00	\$0.00	\$0.00	\$0.00	\$2,000.00	0.00
25153	2100	55813	Employee Travel - Non-Teachers	\$10,000.00	\$0.00	\$10,000.00	\$0.00	\$0.00	\$591.36	\$9,408.64	0.00
25153	2100	56113	Software	\$30,000.00	\$0.00	\$30,000.00	\$12,320.00	\$12,320.00	\$0.00	\$17,680.00	0.00
25153	2100	56118	General Supplies and Materials	\$10,000.00	\$0.00	\$10,000.00	\$153.66	\$153.66	\$462.34	\$9,384.00	0.00
25153	2100		SUBTOTAL Support Services-Students	\$1,241,400.00	\$0.00	\$1,241,400.00	\$207,198.07	\$207,198.07	\$811,632.92	\$222,569.01	16.00
	2200		Support Services-Instruction								
		51100	Salaries Expense								
25153	2200	51100	1211 Coordinator/Subject Matter Specialist	\$100,000.00	\$0.00	\$100,000.00	\$19,155.52	\$19,155.52	\$57,927.04	\$22,917.44	2.00
25153	2200	51100	1217 Secretarial/Clerical/Technical Assistants	\$40,000.00	\$0.00	\$40,000.00	\$7,066.80	\$7,066.80	\$21,200.40	\$11,732.80	1.00
25153	2200	51100	SUBTOTAL Salaries Expense	\$140,000.00	\$0.00	\$140,000.00	\$26,222.32	\$26,222.32	\$79,127.44	\$34,650.24	3.00
25153	2200	52111	Educational Retirement	\$20,000.00	\$0.00	\$20,000.00	\$3,644.90	\$3,644.90	\$10,998.71	\$5,356.39	0.00
25153	2200	52112	ERA - Retiree Health	\$2,500.00	\$0.00	\$2,500.00	\$524.50	\$524.50	\$1,582.70	\$392.80	0.00
25153	2200	52210	FICA Payments	\$7,000.00	\$0.00	\$7,000.00	\$1,386.38	\$1,386.38	\$4,170.29	\$1,443.33	0.00
25153	2200	52220	Medicare Payments	\$2,000.00	\$0.00	\$2,000.00	\$324.22	\$324.22	\$975.36	\$700.42	0.00
25153	2200	52311	Health and Medical Premiums	\$25,000.00	\$0.00	\$25,000.00	\$5,314.32	\$5,314.32	\$16,362.36	\$3,323.32	0.00
25153	2200	52312	Life	\$300.00	\$0.00	\$300.00	\$42.30	\$42.30	\$126.90	\$130.80	0.00
25153	2200	52313	Dental	\$1,500.00	\$0.00	\$1,500.00	\$240.00	\$240.00	\$720.00	\$540.00	0.00
25153	2200	52314	Vision	\$500.00	\$0.00	\$500.00	\$44.34	\$44.34	\$133.02	\$322.64	0.00
25153	2200	52315	Disability	\$500.00	\$0.00	\$500.00	\$45.60	\$45.60	\$136.80	\$317.60	0.00
25153	2200	52500	Unemployment Compensation	\$500.00	\$0.00	\$500.00	\$16.03	\$16.03	\$58.61	\$425.36	0.00
25153	2200	52710	Workers Compensation Premium	\$2,500.00	\$0.00	\$2,500.00	\$528.74	\$528.74	\$1,595.48	\$375.78	0.00
25153	2200	52720	Workers Compensation Employer's Fee	\$100.00	\$0.00	\$100.00	\$6.90	\$6.90	\$20.70	\$72.40	0.00
25153	2200	53330	Professional Development	\$70,000.00	\$0.00	\$70,000.00	\$5,226.80	\$5,226.80	\$3,755.35	\$61,017.85	0.00
25153	2200	53414	Other Services	\$100,000.00	\$0.00	\$100,000.00	\$7,697.30	\$7,697.30	\$70,302.70	\$22,000.00	0.00
25153	2200	55813	Employee Travel - Non-Teachers	\$21,500.00	\$0.00	\$21,500.00	\$192.00	\$192.00	\$0.00	\$21,308.00	0.00
25153	2200	56113	Software	\$50,000.00	\$0.00	\$50,000.00	\$0.00	\$0.00	\$24,840.32	\$25,159.68	0.00
25153	2200	56118	General Supplies and Materials	\$2,448,021.00	\$0.00	\$2,448,021.00	\$4,413.41	\$4,413.41	\$3,189.30	\$2,440,418.29	0.00
25153	2200	57331	Fixed Assets (more than \$5,000)	\$50,000.00	\$0.00	\$50,000.00	\$0.00	\$0.00	\$0.00	\$50,000.00	0.00
25153	2200	57332	Supply Assets (\$5,000 or less)	\$20,000.00	\$0.00	\$20,000.00	\$257.11	\$257.11	\$0.00	\$19,742.89	0.00
25153	2200		SUBTOTAL Support Services-Instruction	\$2,961,921.00	\$0.00	\$2,961,921.00	\$56,127.17	\$56,127.17	\$218,096.04	\$2,687,697.79	3.00

State of New Mexico
Public School Operating Budget - Actuals Expenditure Rollup Report
Gadsden 2018-2019 - First Quarter (Jul - Sep) - Expenditure
Submitted

Fund	Func	Obj	Job	Description	Budget	Adjustments	Adjusted Budget	Current Period	YTD	Encumbrance	Budget Balance	FTE
	2300			Support Services-General Administration								
25153	2300	53713		Indirect Costs - Program Administration	\$18,000.00	\$0.00	\$18,000.00	\$5,255.22	\$5,255.22	\$0.00	\$12,744.78	0.00
25153	2300			SUBTOTAL Support Services-General Administration	\$18,000.00	\$0.00	\$18,000.00	\$5,255.22	\$5,255.22	\$0.00	\$12,744.78	0.00
	2600			Operation & Maintenance of Plant								
25153	2600	54313		Maintenance & Repair - Vehicles	\$2,500.00	\$0.00	\$2,500.00	\$0.00	\$0.00	\$0.00	\$2,500.00	0.00
25153	2600	54416		Communication Services	\$10,000.00	\$0.00	\$10,000.00	\$756.05	\$756.05	\$4,429.27	\$4,814.68	0.00
25153	2600			SUBTOTAL Operation & Maintenance of Plant	\$12,500.00	\$0.00	\$12,500.00	\$756.05	\$756.05	\$4,429.27	\$7,314.68	0.00
25153	2000			SUBTOTAL Support Services	\$4,233,821.00	\$0.00	\$4,233,821.00	\$269,336.51	\$269,336.51	\$1,034,158.23	\$2,930,326.26	19.00
	4000			Capital Outlay								
25153	4000	57311		Vehicles General	\$55,000.00	\$0.00	\$55,000.00	\$0.00	\$0.00	\$0.00	\$55,000.00	0.00
25153	4000			SUBTOTAL Capital Outlay	\$55,000.00	\$0.00	\$55,000.00	\$0.00	\$0.00	\$0.00	\$55,000.00	0.00
25153				TOTAL Title XIX	\$4,290,821.00	\$0.00	\$4,290,821.00	\$269,336.51	\$269,336.51	\$1,034,158.23	\$2,987,326.26	19.00
25000				MEDICAID 3/21 Years	\$4,290,821.00	\$0.00	\$4,290,821.00	\$269,336.51	\$269,336.51	\$1,034,158.23	\$2,987,326.26	19.00
	26000			Local Grants								
26204	1000	51300	1411	Spaceport GRT Grant - Dona Ana County Instruction								
				Additional Compensation								
26204	1000	51300	1411	Teachers-Grades 1-12	\$58,866.00	\$0.00	\$58,866.00	\$1,857.18	\$1,857.18	\$68,601.84	(\$11,593.02)	0.00
26204	1000	51300		SUBTOTAL Additional Compensation	\$58,866.00	\$0.00	\$58,866.00	\$1,857.18	\$1,857.18	\$68,601.84	(\$11,593.02)	0.00
26204	1000	52111		Educational Retirement	\$10,703.00	\$0.00	\$10,703.00	\$258.18	\$258.18	\$9,536.05	\$908.77	0.00
26204	1000	52112		ERA - Retiree Health	\$1,540.00	\$0.00	\$1,540.00	\$37.18	\$37.18	\$1,372.80	\$130.02	0.00
26204	1000	52210		FICA Payments	\$4,774.00	\$0.00	\$4,774.00	\$110.35	\$110.35	\$4,028.03	\$635.62	0.00
26204	1000	52220		Medicare Payments	\$1,117.00	\$0.00	\$1,117.00	\$25.81	\$25.81	\$942.66	\$148.53	0.00
26204	1000	52500		Unemployment Compensation	\$0.00	\$0.00	\$0.00	\$1.30	\$1.30	\$50.62	(\$51.92)	0.00
26204	1000	52710		Workers Compensation Premium	\$0.00	\$0.00	\$0.00	\$37.44	\$37.44	\$1,382.20	(\$1,419.64)	0.00
26204	1000	53330		Professional Development	\$300,000.00	\$0.00	\$300,000.00	\$10,408.23	\$10,408.23	\$129,600.00	\$159,991.77	0.00
26204	1000	53414		Other Services	\$250,000.00	\$0.00	\$250,000.00	\$20,539.47	\$20,539.47	\$85,183.19	\$144,277.34	0.00
26204	1000	53711		Other Charges	\$100,000.00	\$0.00	\$100,000.00	\$120.00	\$120.00	\$0.00	\$99,880.00	0.00
26204	1000	55817		Student Travel	\$200,000.00	\$0.00	\$200,000.00	\$6,243.73	\$6,243.73	\$0.00	\$193,756.27	0.00
26204	1000	55915		Other Contract Services	\$10,000.00	\$0.00	\$10,000.00	\$0.00	\$0.00	\$0.00	\$10,000.00	0.00
26204	1000	56113		Software	\$100,000.00	\$0.00	\$100,000.00	\$1,300.00	\$1,300.00	\$0.00	\$98,700.00	0.00
26204	1000	56118		General Supplies and Materials	\$200,000.00	\$0.00	\$200,000.00	\$630.25	\$630.25	\$0.00	\$199,369.75	0.00
26204	1000	57331		Fixed Assets (more than \$5,000)	\$146,030.00	\$0.00	\$146,030.00	\$0.00	\$0.00	\$0.00	\$146,030.00	0.00

State of New Mexico
Public School Operating Budget - Actuals Expenditure Rollup Report
Gadsden 2018-2019 - First Quarter (Jul - Sep) - Expenditure
Submitted

Fund	Func	Obj	Job	Description	Budget	Adjustments	Adjusted Budget	Current Period	YTD	Encumbrance	Budget Balance	FTE
26204	1000	57332		Supply Assets (\$5,000 or less)	\$202,565.00	\$0.00	\$202,565.00	\$0.00	\$0.00	\$0.00	\$202,565.00	0.00
26204	1000			SUBTOTAL Instruction	\$1,585,595.00	\$0.00	\$1,585,595.00	\$41,569.12	\$41,569.12	\$300,697.39	\$1,243,328.49	0.00
	2000			Support Services								
	2200			Support Services-Instruction								
		51100		Salaries Expense								
26204	2200	51100	1211	Coordinator/Subject Matter Specialist	\$164,000.00	\$0.00	\$164,000.00	\$24,362.61	\$24,362.61	\$95,248.48	\$44,388.91	2.50
26204	2200	51100		SUBTOTAL Salaries Expense	\$164,000.00	\$0.00	\$164,000.00	\$24,362.61	\$24,362.61	\$95,248.48	\$44,388.91	2.50
26204	2200	52111		Educational Retirement	\$22,796.00	\$0.00	\$22,796.00	\$3,386.40	\$3,386.40	\$13,239.55	\$6,170.05	0.00
26204	2200	52112		ERA - Retiree Health	\$3,280.00	\$0.00	\$3,280.00	\$487.29	\$487.29	\$1,905.12	\$887.59	0.00
26204	2200	52210		FICA Payments	\$10,168.00	\$0.00	\$10,168.00	\$1,484.72	\$1,484.72	\$5,721.66	\$2,961.62	0.00
26204	2200	52220		Medicare Payments	\$2,378.00	\$0.00	\$2,378.00	\$347.22	\$347.22	\$1,338.12	\$692.66	0.00
26204	2200	52311		Health and Medical Premiums	\$18,604.00	\$0.00	\$18,604.00	\$409.30	\$409.30	\$3,683.70	\$14,511.00	0.00
26204	2200	52312		Life	\$249.00	\$0.00	\$249.00	\$23.50	\$23.50	\$84.60	\$140.90	0.00
26204	2200	52313		Dental	\$1,005.00	\$0.00	\$1,005.00	\$16.34	\$16.34	\$147.06	\$841.60	0.00
26204	2200	52314		Vision	\$164.00	\$0.00	\$164.00	\$3.76	\$3.76	\$33.84	\$126.40	0.00
26204	2200	52315		Disability	\$146.00	\$0.00	\$146.00	\$17.62	\$17.62	\$158.58	(\$30.20)	0.00
26204	2200	52500		Unemployment Compensation	\$84.00	\$0.00	\$84.00	\$15.90	\$15.90	\$70.74	(\$2.64)	0.00
26204	2200	52710		Workers Compensation Premium	\$50.00	\$0.00	\$50.00	\$491.25	\$491.25	\$1,920.60	(\$2,361.85)	0.00
26204	2200	52720		Workers Compensation Employer's Fee	\$10.00	\$0.00	\$10.00	\$4.60	\$4.60	\$13.80	(\$8.40)	0.00
26204	2200			SUBTOTAL Support Services-Instruction	\$222,934.00	\$0.00	\$222,934.00	\$31,050.51	\$31,050.51	\$123,565.85	\$68,317.64	2.50
	2300			Support Services-General Administration								
26204	2300	53713		Indirect Costs - Program Administration	\$40,965.00	\$0.00	\$40,965.00	\$1,445.13	\$1,445.13	\$0.00	\$39,519.87	0.00
26204	2300			SUBTOTAL Support Services-General Administration	\$40,965.00	\$0.00	\$40,965.00	\$1,445.13	\$1,445.13	\$0.00	\$39,519.87	0.00
26204	2000			SUBTOTAL Support Services	\$263,899.00	\$0.00	\$263,899.00	\$32,495.64	\$32,495.64	\$123,565.85	\$107,837.51	2.50
26204				TOTAL Spaceport GRT Grant - Dona Ana County	\$1,849,494.00	\$0.00	\$1,849,494.00	\$74,064.76	\$74,064.76	\$424,263.24	\$1,351,166.00	2.50
26215				The Bridge of Southern New Mexico Instruction								
	1000											
26215	1000	56118		General Supplies and Materials	\$2,498.00	\$0.00	\$2,498.00	\$0.00	\$0.00	\$0.00	\$2,498.00	0.00
26215	1000			SUBTOTAL Instruction	\$2,498.00	\$0.00	\$2,498.00	\$0.00	\$0.00	\$0.00	\$2,498.00	0.00
26215				TOTAL The Bridge of Southern New Mexico	\$2,498.00	\$0.00	\$2,498.00	\$0.00	\$0.00	\$0.00	\$2,498.00	0.00
26000				TOTAL Local Grants	\$1,851,992.00	\$0.00	\$1,851,992.00	\$74,064.76	\$74,064.76	\$424,263.24	\$1,353,664.00	2.50
27000				State Flow-through Grants								
27107				27107 GOB Library								

State of New Mexico
Public School Operating Budget - Actuals Expenditure Rollup Report
Gadsden 2018-2019 - First Quarter (Jul - Sep) - Expenditure
Submitted

Fund	Func	Obj	Job Description	Budget	Adjustments	Adjusted Budget	Current Period	YTD	Encumbrance	Budget Balance	FTE
	2000		Support Services								
	2200		Support Services-Instruction								
27107	2200	56114	Library And Audio-Visual	\$98,383.00	\$0.00	\$98,383.00	\$0.00	\$0.00	\$0.00	\$98,383.00	0.00
27107	2200		SUBTOTAL Support Services-Instruction	\$98,383.00	\$0.00	\$98,383.00	\$0.00	\$0.00	\$0.00	\$98,383.00	0.00
27107	2000		SUBTOTAL Support Services	\$98,383.00	\$0.00	\$98,383.00	\$0.00	\$0.00	\$0.00	\$98,383.00	0.00
27107			TOTAL 27107 GOB Library	\$98,383.00	\$0.00	\$98,383.00	\$0.00	\$0.00	\$0.00	\$98,383.00	0.00
27114			New Mexico Reads to Lead K-3 Instruction								
	1000		Salaries Expense								
27114	1000	51100	1411 Teachers-Grades 1-12	\$60,000.00	\$0.00	\$60,000.00	\$12,829.90	\$12,829.90	\$48,753.62	(\$1,583.52)	1.00
27114	1000	51100	SUBTOTAL Salaries Expense	\$60,000.00	\$0.00	\$60,000.00	\$12,829.90	\$12,829.90	\$48,753.62	(\$1,583.52)	1.00
27114	1000	52111	Educational Retirement	\$8,340.00	\$0.00	\$8,340.00	\$1,783.35	\$1,783.35	\$6,776.73	(\$220.08)	0.00
27114	1000	52112	ERA - Retiree Health	\$1,200.00	\$0.00	\$1,200.00	\$256.60	\$256.60	\$975.08	(\$31.68)	0.00
27114	1000	52210	FICA Payments	\$3,720.00	\$0.00	\$3,720.00	\$671.39	\$671.39	\$2,541.82	\$506.79	0.00
27114	1000	52220	Medicare Payments	\$870.00	\$0.00	\$870.00	\$157.02	\$157.02	\$594.51	\$118.47	0.00
27114	1000	52311	Health and Medical Premiums	\$0.00	\$0.00	\$0.00	\$2,539.13	\$2,539.13	\$9,876.58	(\$12,415.71)	0.00
27114	1000	52312	Life	\$0.00	\$0.00	\$0.00	\$11.75	\$11.75	\$44.65	(\$56.40)	0.00
27114	1000	52313	Dental	\$0.00	\$0.00	\$0.00	\$122.20	\$122.20	\$464.36	(\$586.56)	0.00
27114	1000	52314	Vision	\$0.00	\$0.00	\$0.00	\$21.20	\$21.20	\$80.56	(\$101.76)	0.00
27114	1000	52500	Unemployment Compensation	\$0.00	\$0.00	\$0.00	\$8.18	\$8.18	\$36.10	(\$44.28)	0.00
27114	1000	52710	Workers Compensation Premium	\$0.00	\$0.00	\$0.00	\$258.70	\$258.70	\$983.06	(\$1,241.76)	0.00
27114	1000	52720	Workers Compensation Employer's Fee	\$0.00	\$0.00	\$0.00	\$2.30	\$2.30	\$6.90	(\$9.20)	0.00
27114	1000	53330	Professional Development	\$20,000.00	\$0.00	\$20,000.00	\$0.00	\$0.00	\$0.00	\$20,000.00	0.00
27114	1000	55819	Employee Travel - Teachers	\$7,000.00	\$0.00	\$7,000.00	\$0.00	\$0.00	\$0.00	\$7,000.00	0.00
27114	1000	56118	General Supplies and Materials	\$42,271.00	\$0.00	\$42,271.00	\$4,159.60	\$4,159.60	\$0.00	\$38,111.40	0.00
27114	1000		SUBTOTAL Instruction	\$143,401.00	\$0.00	\$143,401.00	\$22,821.32	\$22,821.32	\$71,133.97	\$49,445.71	1.00
	2000		Support Services								
	2300		Support Services-General Administration								
27114	2300	53713	Indirect Costs - Program Administration	\$2,854.00	\$0.00	\$2,854.00	\$454.14	\$454.14	\$0.00	\$2,399.86	0.00
27114	2300		SUBTOTAL Support Services-General Administration	\$2,854.00	\$0.00	\$2,854.00	\$454.14	\$454.14	\$0.00	\$2,399.86	0.00
27114	2000		SUBTOTAL Support Services	\$2,854.00	\$0.00	\$2,854.00	\$454.14	\$454.14	\$0.00	\$2,399.86	0.00
27114			TOTAL New Mexico Reads to Lead K-3	\$146,255.00	\$0.00	\$146,255.00	\$23,275.46	\$23,275.46	\$71,133.97	\$51,845.57	1.00
27149			PreK Initiative Instruction								
	1000		Instruction								

State of New Mexico
 Public School Operating Budget - Actuals Expenditure Rollup Report
 Gadsden 2018-2019 - First Quarter (Jul - Sep) - Expenditure
 Submitted

Fund	Func	Obj	Job	Description	Budget	Adjustments	Adjusted Budget	Current Period	YTD	Encumbrance	Budget Balance	FTE
		51100		Salaries Expense								
27149	1000	51100	1414	Teachers-Preschool (exclude Special Ed)	\$790,000.00	\$0.00	\$790,000.00	\$135,137.79	\$135,137.79	\$532,482.34	\$122,379.87	13.50
27149	1000	51100	1611	Substitutes-Sick Leave	\$80,000.00	\$0.00	\$80,000.00	\$1,179.38	\$1,179.38	\$603.75	\$78,216.87	0.00
27149	1000	51100	1612	Substitutes-Other Leave	\$0.00	\$0.00	\$0.00	\$971.25	\$971.25	\$393.75	(\$1,365.00)	0.00
27149	1000	51100	1714	Instructional Assistants Preschool	\$300,000.00	\$0.00	\$300,000.00	\$46,715.54	\$46,715.54	\$181,953.24	\$71,331.22	12.50
27149	1000	51100		SUBTOTAL Salaries Expense	\$1,170,000.00	\$0.00	\$1,170,000.00	\$184,003.96	\$184,003.96	\$715,433.08	\$270,562.96	26.00
27149	1000	52111		Educational Retirement	\$150,120.00	\$0.00	\$150,120.00	\$25,277.54	\$25,277.54	\$99,306.38	\$25,536.08	0.00
27149	1000	52112		ERA - Retiree Health	\$21,600.00	\$0.00	\$21,600.00	\$3,637.11	\$3,637.11	\$14,288.95	\$3,673.94	0.00
27149	1000	52210		FICA Payments	\$66,960.00	\$0.00	\$66,960.00	\$10,323.53	\$10,323.53	\$39,932.19	\$16,704.28	0.00
27149	1000	52220		Medicare Payments	\$15,660.00	\$0.00	\$15,660.00	\$2,414.36	\$2,414.36	\$9,338.95	\$3,906.69	0.00
27149	1000	52311		Health and Medical Premiums	\$122,515.00	\$0.00	\$122,515.00	\$24,908.05	\$24,908.05	\$104,258.32	(\$6,651.37)	0.00
27149	1000	52312		Life	\$1,642.00	\$0.00	\$1,642.00	\$330.49	\$330.49	\$1,233.94	\$77.57	0.00
27149	1000	52313		Dental	\$6,621.00	\$0.00	\$6,621.00	\$1,284.14	\$1,284.14	\$5,016.95	\$319.91	0.00
27149	1000	52314		Vision	\$1,080.00	\$0.00	\$1,080.00	\$272.65	\$272.65	\$1,060.39	(\$253.04)	0.00
27149	1000	52315		Disability	\$1,028.00	\$0.00	\$1,028.00	\$246.11	\$246.11	\$1,010.23	(\$228.34)	0.00
27149	1000	52500		Unemployment Compensation	\$1,300.00	\$0.00	\$1,300.00	\$118.25	\$118.25	\$531.03	\$650.72	0.00
27149	1000	52710		Workers Compensation Premium	\$17,000.00	\$0.00	\$17,000.00	\$3,710.04	\$3,710.04	\$14,425.15	(\$1,135.19)	0.00
27149	1000	52720		Workers Compensation Employer's Fee	\$350.00	\$0.00	\$350.00	\$71.29	\$71.29	\$186.30	\$92.41	0.00
27149	1000	53330		Professional Development	\$8,000.00	\$0.00	\$8,000.00	\$0.00	\$0.00	\$200.00	\$7,800.00	0.00
27149	1000	53414		Other Services	\$5,000.00	\$0.00	\$5,000.00	\$1,204.00	\$1,204.00	\$0.00	\$3,796.00	0.00
27149	1000	55817		Student Travel	\$5,000.00	\$0.00	\$5,000.00	\$0.00	\$0.00	\$7,265.00	(\$2,265.00)	0.00
27149	1000	55819		Employee Travel - Teachers	\$6,000.00	\$0.00	\$6,000.00	\$733.27	\$733.27	\$2,437.12	\$2,829.61	0.00
27149	1000	56118		General Supplies and Materials	\$115,254.00	\$0.00	\$115,254.00	\$0.00	\$0.00	\$0.00	\$115,254.00	0.00
27149	1000	57332		Supply Assets (\$5,000 or less)	\$20,000.00	\$0.00	\$20,000.00	\$0.00	\$0.00	\$0.00	\$20,000.00	0.00
27149	1000	2000		SUBTOTAL Instruction Support Services	\$1,735,130.00	\$0.00	\$1,735,130.00	\$258,534.79	\$258,534.79	\$1,015,923.98	\$460,671.23	26.00
		2200		Support Services-Instruction								
		51100		Salaries Expense								
27149	2200	51100	1211	Coordinator/Subject Matter Specialist	\$140,000.00	\$0.00	\$140,000.00	\$32,818.44	\$32,818.44	\$98,455.25	\$8,726.31	2.00
27149	2200	51100	1217	Secretarial/Clerical/Technical Assistants	\$40,000.00	\$0.00	\$40,000.00	\$3,243.90	\$3,243.90	\$12,326.82	\$24,429.28	2.00
27149	2200	51100	1612	Substitutes-Other Leave	\$5,000.00	\$0.00	\$5,000.00	\$0.00	\$0.00	\$0.00	\$5,000.00	0.00
27149	2200	51100		SUBTOTAL Salaries Expense	\$185,000.00	\$0.00	\$185,000.00	\$36,062.34	\$36,062.34	\$110,782.07	\$38,155.59	4.00
27149	2200	52111		Educational Retirement	\$31,000.00	\$0.00	\$31,000.00	\$5,012.64	\$5,012.64	\$15,398.63	\$10,588.73	0.00
27149	2200	52112		ERA - Retiree Health	\$3,600.00	\$0.00	\$3,600.00	\$721.24	\$721.24	\$2,215.64	\$663.12	0.00
27149	2200	52210		FICA Payments	\$11,160.00	\$0.00	\$11,160.00	\$2,032.20	\$2,032.20	\$6,224.58	\$2,903.22	0.00
27149	2200	52220		Medicare Payments	\$2,610.00	\$0.00	\$2,610.00	\$475.24	\$475.24	\$1,455.77	\$678.99	0.00
27149	2200	52311		Health and Medical Premiums	\$21,000.00	\$0.00	\$21,000.00	\$4,837.01	\$4,837.01	\$15,549.60	\$613.39	0.00
27149	2200	52312		Life	\$275.00	\$0.00	\$275.00	\$39.95	\$39.95	\$129.25	\$105.80	0.00
27149	2200	52313		Dental	\$1,100.00	\$0.00	\$1,100.00	\$219.51	\$219.51	\$677.61	\$202.88	0.00
27149	2200	52314		Vision	\$180.00	\$0.00	\$180.00	\$22.23	\$22.23	\$75.45	\$82.32	0.00
27149	2200	52315		Disability	\$150.00	\$0.00	\$150.00	\$12.95	\$12.95	\$49.21	\$87.84	0.00

State of New Mexico
Public School Operating Budget - Actuals Expenditure Rollup Report
Gadsden 2018-2019 - First Quarter (Jul - Sep) - Expenditure
Submitted

Fund	Func	Obj	Job Description	Budget	Adjustments	Adjusted Budget	Current Period	YTD	Encumbrance	Budget Balance	FTE
27149	2200	52500	Unemployment Compensation	\$150.00	\$0.00	\$150.00	\$22.16	\$22.16	\$82.20	\$45.64	0.00
27149	2200	52710	Workers Compensation Premium	\$3,000.00	\$0.00	\$3,000.00	\$727.20	\$727.20	\$2,233.91	\$38.89	0.00
27149	2200	52720	Workers Compensation Employer's Fee	\$200.00	\$0.00	\$200.00	\$6.90	\$6.90	\$20.70	\$172.40	0.00
27149	2200	53330	Professional Development	\$15,000.00	\$0.00	\$15,000.00	\$142.29	\$142.29	\$360.00	\$14,497.71	0.00
27149	2200	54311	Maintenance & Repair - Furniture/Fixtures/Equipment	\$22,000.00	\$0.00	\$22,000.00	\$7,981.62	\$7,981.62	\$6,446.77	\$7,571.61	0.00
27149	2200	56118	General Supplies and Materials	\$15,000.00	\$0.00	\$15,000.00	\$0.00	\$0.00	\$0.00	\$15,000.00	0.00
27149	2200		SUBTOTAL Support Services-Instruction	\$311,425.00	\$0.00	\$311,425.00	\$58,315.48	\$58,315.48	\$161,701.39	\$91,408.13	4.00
	2300		Support Services-General Administration								
27149	2300	53713	Indirect Costs - Program Administration	\$22,289.00	\$0.00	\$22,289.00	\$3,168.50	\$3,168.50	\$0.00	\$19,120.50	0.00
27149	2300		SUBTOTAL Support Services-General Administration	\$22,289.00	\$0.00	\$22,289.00	\$3,168.50	\$3,168.50	\$0.00	\$19,120.50	0.00
	2700		Student Transportation								
27149	2700	55112	Transportation Contractors	\$160,000.00	\$0.00	\$160,000.00	\$0.00	\$0.00	\$160,000.00	\$0.00	0.00
27149	2700		SUBTOTAL Student Transportation	\$160,000.00	\$0.00	\$160,000.00	\$0.00	\$0.00	\$160,000.00	\$0.00	0.00
27149	2000		SUBTOTAL Support Services	\$493,714.00	\$0.00	\$493,714.00	\$61,483.98	\$61,483.98	\$321,701.39	\$110,528.63	4.00
27149			TOTAL PreK Initiative	\$2,228,844.00	\$0.00	\$2,228,844.00	\$320,018.77	\$320,018.77	\$1,337,625.37	\$571,199.86	30.00
27155			Breakfast for Elementary Students								
	3000		Operation of Non-Instructional Services								
	3100		Food Services Operations								
27155	3100	56116	Food	\$0.00	\$46,769.00	\$46,769.00	\$13,781.21	\$13,781.21	\$0.00	\$32,987.79	0.00
27155	3100		SUBTOTAL Food Services Operations	\$0.00	\$46,769.00	\$46,769.00	\$13,781.21	\$13,781.21	\$0.00	\$32,987.79	0.00
27155	3000		SUBTOTAL Operation of Non-Instructional Services	\$0.00	\$46,769.00	\$46,769.00	\$13,781.21	\$13,781.21	\$0.00	\$32,987.79	0.00
27155			TOTAL Breakfast for Elementary Students	\$0.00	\$46,769.00	\$46,769.00	\$13,781.21	\$13,781.21	\$0.00	\$32,987.79	0.00
27166			Kindergarten-Three Plus Instruction								
	1000		Salaries Expense								
27166	1000	51100	1621 Summer School/After School	\$572,921.00	\$0.00	\$572,921.00	\$327,418.03	\$327,418.03	\$0.00	\$245,502.97	164.00
27166	1000	51100	1711 Instructional Assistants-Grades 1-12	\$25,000.00	\$0.00	\$25,000.00	\$0.00	\$0.00	\$0.00	\$25,000.00	0.00
27166	1000	51100	SUBTOTAL Salaries Expense	\$597,921.00	\$0.00	\$597,921.00	\$327,418.03	\$327,418.03	\$0.00	\$270,502.97	164.00
27166	1000	52111	Educational Retirement	\$83,111.00	\$0.00	\$83,111.00	\$45,460.09	\$45,460.09	\$0.00	\$37,650.91	0.00
27166	1000	52112	ERA - Retiree Health	\$11,958.00	\$0.00	\$11,958.00	\$6,541.05	\$6,541.05	\$0.00	\$5,416.95	0.00
27166	1000	52210	FICA Payments	\$37,071.00	\$0.00	\$37,071.00	\$20,299.98	\$20,299.98	\$0.00	\$16,771.02	0.00
27166	1000	52220	Medicare Payments	\$8,670.00	\$0.00	\$8,670.00	\$4,747.53	\$4,747.53	\$0.00	\$3,922.47	0.00

State of New Mexico
Public School Operating Budget - Actuals Expenditure Rollup Report
Gadsden 2018-2019 - First Quarter (Jul - Sep) - Expenditure
Submitted

Fund	Func	Obj	Job	Description	Budget	Adjustments	Adjusted Budget	Current Period	YTD	Encumbrance	Budget Balance	FTE
27166	1000	52500		Unemployment Compensation	\$0.00	\$0.00	\$0.00	\$157.86	\$157.86	\$0.00	(\$157.86)	0.00
27166	1000	52710		Workers Compensation Premium	\$0.00	\$0.00	\$0.00	\$6,602.05	\$6,602.05	\$0.00	(\$6,602.05)	0.00
27166	1000	56118		General Supplies and Materials	\$15,000.00	\$0.00	\$15,000.00	\$10,704.85	\$10,704.85	\$2,222.74	-\$2,072.41	0.00
27166	1000			SUBTOTAL Instruction	\$753,731.00	\$0.00	\$753,731.00	\$421,931.44	\$421,931.44	\$2,222.74	\$329,576.82	164.00
	2000			Support Services								
	2100			Support Services-Students								
		51100		Salaries Expense								
27166	2100	51100	1215	Registered Nurses	\$0.00	\$0.00	\$0.00	\$11,123.20	\$11,123.20	\$0.00	(\$11,123.20)	5.00
27166	2100	51100	1216	Health Assistants	\$16,120.00	\$0.00	\$16,120.00	\$0.00	\$0.00	\$0.00	\$16,120.00	0.00
27166	2100	51100		SUBTOTAL Salaries Expense	\$16,120.00	\$0.00	\$16,120.00	\$11,123.20	\$11,123.20	\$0.00	\$4,996.80	5.00
27166	2100	52111		Educational Retirement	\$2,240.00	\$0.00	\$2,240.00	\$1,546.12	\$1,546.12	\$0.00	\$693.88	0.00
27166	2100	52112		ERA - Retiree Health	\$323.00	\$0.00	\$323.00	\$222.46	\$222.46	\$0.00	\$100.54	0.00
27166	2100	52210		FICA Payments	\$999.00	\$0.00	\$999.00	\$689.64	\$689.64	\$0.00	\$309.36	0.00
27166	2100	52220		Medicare Payments	\$234.00	\$0.00	\$234.00	\$161.29	\$161.29	\$0.00	\$72.71	0.00
27166	2100	52500		Unemployment Compensation	\$0.00	\$0.00	\$0.00	\$5.38	\$5.38	\$0.00	(\$5.38)	0.00
27166	2100	52710		Workers Compensation Premium	\$0.00	\$0.00	\$0.00	\$224.28	\$224.28	\$0.00	(\$224.28)	0.00
27166	2100			SUBTOTAL Support Services-Students	\$19,916.00	\$0.00	\$19,916.00	\$13,972.37	\$13,972.37	\$0.00	\$5,943.63	5.00
	2200			Support Services-Instruction								
		51100		Salaries Expense								
27166	2200	51100	1217	Secretarial/Clerical/Technical Assistants	\$16,545.00	\$0.00	\$16,545.00	\$14,380.56	\$14,380.56	\$0.00	\$2,164.44	16.00
27166	2200	51100		SUBTOTAL Salaries Expense	\$16,545.00	\$0.00	\$16,545.00	\$14,380.56	\$14,380.56	\$0.00	\$2,164.44	16.00
27166	2200	52111		Educational Retirement	\$2,300.00	\$0.00	\$2,300.00	\$1,998.90	\$1,998.90	\$0.00	\$301.10	0.00
27166	2200	52112		ERA - Retiree Health	\$330.00	\$0.00	\$330.00	\$287.62	\$287.62	\$0.00	\$42.38	0.00
27166	2200	52210		FICA Payments	\$1,026.00	\$0.00	\$1,026.00	\$891.59	\$891.59	\$0.00	\$134.41	0.00
27166	2200	52220		Medicare Payments	\$240.00	\$0.00	\$240.00	\$208.51	\$208.51	\$0.00	\$31.49	0.00
27166	2200	52500		Unemployment Compensation	\$0.00	\$0.00	\$0.00	\$6.97	\$6.97	\$0.00	(\$6.97)	0.00
27166	2200	52710		Workers Compensation Premium	\$0.00	\$0.00	\$0.00	\$289.96	\$289.96	\$0.00	(\$289.96)	0.00
27166	2200			SUBTOTAL Support Services-Instruction	\$20,441.00	\$0.00	\$20,441.00	\$18,064.11	\$18,064.11	\$0.00	\$2,376.89	16.00
	2400			Support Services-School Administration								
		51100		Salaries Expense								
27166	2400	51100	1112	Principals	\$61,522.00	\$0.00	\$61,522.00	\$44,755.08	\$44,755.08	\$0.00	\$16,766.92	16.00
27166	2400	51100		SUBTOTAL Salaries Expense	\$61,522.00	\$0.00	\$61,522.00	\$44,755.08	\$44,755.08	\$0.00	\$16,766.92	16.00
27166	2400	52111		Educational Retirement	\$8,538.00	\$0.00	\$8,538.00	\$6,220.95	\$6,220.95	\$0.00	\$2,317.05	0.00
27166	2400	52112		ERA - Retiree Health	\$1,228.00	\$0.00	\$1,228.00	\$895.08	\$895.08	\$0.00	\$332.92	0.00
27166	2400	52210		FICA Payments	\$3,808.00	\$0.00	\$3,808.00	\$2,774.80	\$2,774.80	\$0.00	\$1,033.20	0.00
27166	2400	52220		Medicare Payments	\$891.00	\$0.00	\$891.00	\$648.98	\$648.98	\$0.00	\$242.02	0.00
27166	2400	52500		Unemployment Compensation	\$0.00	\$0.00	\$0.00	\$21.65	\$21.65	\$0.00	(\$21.65)	0.00
27166	2400	52710		Workers Compensation Premium	\$0.00	\$0.00	\$0.00	\$902.44	\$902.44	\$0.00	(\$902.44)	0.00

State of New Mexico
Public School Operating Budget - Actuals Expenditure Rollup Report
Gadsden 2018-2019 - First Quarter (Jul - Sep) - Expenditure
Submitted

Fund	Func	Obj	Job Description	Budget	Adjustments	Adjusted Budget	Current Period	YTD	Encumbrance	Budget Balance	FTE
27166	2400		SUBTOTAL Support Services-School Administration	\$75,987.00	\$0.00	\$75,987.00	\$56,218.98	\$56,218.98	\$0.00	\$19,768.02	16.00
	2700		Student Transportation								
27166	2700	55112	Transportation Contractors	\$105,000.00	\$0.00	\$105,000.00	\$86,665.85	\$86,665.85	\$0.00	\$18,334.15	0.00
27166	2700		SUBTOTAL Student Transportation	\$105,000.00	\$0.00	\$105,000.00	\$86,665.85	\$86,665.85	\$0.00	\$18,334.15	0.00
27166	2000		SUBTOTAL Support Services	\$221,344.00	\$0.00	\$221,344.00	\$174,921.31	\$174,921.31	\$0.00	\$46,422.69	37.00
27166			TOTAL Kindergarten-Three Plus	\$975,075.00	\$0.00	\$975,075.00	\$596,852.75	\$596,852.75	\$2,222.74	\$375,999.51	201.00
27183			NM Grown FVV								
	3000		Operation of Non-Instructional Services								
	3100		Food Services Operations								
27183	3100	56116	Food	\$0.00	\$15,000.00	\$15,000.00	\$0.00	\$0.00	\$0.00	\$15,000.00	0.00
27183	3100		SUBTOTAL Food Services Operations	\$0.00	\$15,000.00	\$15,000.00	\$0.00	\$0.00	\$0.00	\$15,000.00	0.00
27183	3000		SUBTOTAL Operation of Non-Instructional Services	\$0.00	\$15,000.00	\$15,000.00	\$0.00	\$0.00	\$0.00	\$15,000.00	0.00
27183			TOTAL NM Grown FVV	\$0.00	\$15,000.00	\$15,000.00	\$0.00	\$0.00	\$0.00	\$15,000.00	0.00
27198			K3 Plus 4&5 Pilot Instruction								
	1000		Salaries Expense								
27198	1000	51100	1411 Teachers-Grades 1-12	\$126,034.00	\$0.00	\$126,034.00	\$0.00	\$0.00	\$0.00	\$126,034.00	0.00
27198	1000	51100	1621 Summer School/After School	\$0.00	\$0.00	\$0.00	\$70,338.45	\$70,338.45	\$0.00	(\$70,338.45)	33.00
27198	1000	51100	SUBTOTAL Salaries Expense	\$126,034.00	\$0.00	\$126,034.00	\$70,338.45	\$70,338.45	\$0.00	\$55,695.55	33.00
27198	1000	52111	Educational Retirement	\$17,519.00	\$0.00	\$17,519.00	\$9,369.90	\$9,369.90	\$0.00	\$8,149.10	0.00
27198	1000	52112	ERA - Retiree Health	\$2,521.00	\$0.00	\$2,521.00	\$1,348.22	\$1,348.22	\$0.00	\$1,172.78	0.00
27198	1000	52210	FICA Payments	\$7,814.00	\$0.00	\$7,814.00	\$4,360.99	\$4,360.99	\$0.00	\$3,453.01	0.00
27198	1000	52220	Medicare Payments	\$1,827.00	\$0.00	\$1,827.00	\$1,019.91	\$1,019.91	\$0.00	\$807.09	0.00
27198	1000	52500	Unemployment Compensation	\$0.00	\$0.00	\$0.00	\$33.90	\$33.90	\$0.00	(\$33.90)	0.00
27198	1000	52710	Workers Compensation Premium	\$0.00	\$0.00	\$0.00	\$1,418.30	\$1,418.30	\$0.00	(\$1,418.30)	0.00
27198	1000	56118	General Supplies and Materials	\$14,529.00	\$0.00	\$14,529.00	\$6,846.43	\$6,846.43	\$0.00	\$7,682.57	0.00
27198	1000		SUBTOTAL Instruction	\$170,244.00	\$0.00	\$170,244.00	\$94,736.10	\$94,736.10	\$0.00	\$75,507.90	33.00
	2000		Support Services								
	2700		Student Transportation								
27198	2700	55112	Transportation Contractors	\$40,000.00	\$0.00	\$40,000.00	\$40,000.00	\$40,000.00	\$0.00	\$0.00	0.00
27198	2700		SUBTOTAL Student Transportation	\$40,000.00	\$0.00	\$40,000.00	\$40,000.00	\$40,000.00	\$0.00	\$0.00	0.00
27198	2000		SUBTOTAL Support Services	\$40,000.00	\$0.00	\$40,000.00	\$40,000.00	\$40,000.00	\$0.00	\$0.00	0.00

State of New Mexico
 Public School Operating Budget - Actuals Expenditure Rollup Report
 Gadsden 2018-2019 - First Quarter (Jul - Sep) - Expenditure
 Submitted

Fund	Func	Obj	Job	Description	Budget	Adjustments	Adjusted Budget	Current Period	YTD	Encumbrance	Budget Balance	FTE
27198				TOTAL K3 Plus 4&5 Pilot	\$210,244.00	\$0.00	\$210,244.00	\$134,736.10	\$134,736.10	\$0.00	\$75,507.90	33.00
27000				TOTAL State Flow-through Grants	\$3,658,801.00	\$61,769.00	\$3,720,570.00	\$1,088,664.29	\$1,088,664.29	\$1,410,982.08	\$1,220,923.63	265.00
29000				Combined State/Local Grants								
29135				Bonds/TIF (Tax Increment Financing) Payments In Lieu of Taxes								
	1000			Instruction								
29135	1000	53330		Professional Development	\$54,000.00	\$0.00	\$54,000.00	\$0.00	\$0.00	\$0.00	\$54,000.00	0.00
29135	1000	53414		Other Services	\$114,019.00	\$0.00	\$114,019.00	\$0.00	\$0.00	\$0.00	\$114,019.00	0.00
29135	1000	55813		Employee Travel - Non-Teachers	\$56,000.00	\$0.00	\$56,000.00	\$0.00	\$0.00	\$0.00	\$56,000.00	0.00
29135	1000	55817		Student Travel	\$55,800.00	\$0.00	\$55,800.00	\$0.00	\$0.00	\$0.00	\$55,800.00	0.00
29135	1000	55819		Employee Travel - Teachers	\$55,900.00	\$0.00	\$55,900.00	\$0.00	\$0.00	\$0.00	\$55,900.00	0.00
29135	1000	55915		Other Contract Services	\$111,415.00	\$0.00	\$111,415.00	\$0.00	\$0.00	\$0.00	\$111,415.00	0.00
29135	1000	56118		General Supplies and Materials	\$112,900.00	\$0.00	\$112,900.00	\$0.00	\$0.00	\$0.00	\$112,900.00	0.00
29135	1000	57332		Supply Assets (\$5,000 or less)	\$57,500.00	\$0.00	\$57,500.00	\$0.00	\$0.00	\$0.00	\$57,500.00	0.00
29135	1000			SUBTOTAL Instruction	\$617,534.00	\$0.00	\$617,534.00	\$0.00	\$0.00	\$0.00	\$617,534.00	0.00
29135				TOTAL Bonds/TIF (Tax Increment Financing) Payments In Lieu of Taxes	\$617,534.00	\$0.00	\$617,534.00	\$0.00	\$0.00	\$0.00	\$617,534.00	0.00
29000				TOTAL Combined State/Local Grants	\$617,534.00	\$0.00	\$617,534.00	\$0.00	\$0.00	\$0.00	\$617,534.00	0.00
31100				Bond Building								
	4000			Capital Outlay								
31100	4000	53414		Other Services	\$464,281.00	\$0.00	\$464,281.00	\$14,553.77	\$14,553.77	\$99,264.31	\$350,462.92	0.00
31100	4000	54500		Construction Services	\$19,720,216.00	\$0.00	\$19,720,216.00	\$2,320,415.00	\$2,320,415.00	\$2,794,241.24	\$14,605,559.76	0.00
31100	4000	57112		Land Improvements	\$2,178,239.00	\$0.00	\$2,178,239.00	\$5,958.11	\$5,958.11	\$879,284.34	\$1,292,996.55	0.00
31100	4000	57331		Fixed Assets (more than \$5,000)	\$357,326.00	\$0.00	\$357,326.00	\$0.00	\$0.00	\$0.00	\$357,326.00	0.00
31100	4000	57332		Supply Assets (\$5,000 or less)	\$1,863,640.00	\$0.00	\$1,863,640.00	\$0.00	\$0.00	\$2,587.20	\$1,861,052.80	0.00
31100	4000			SUBTOTAL Capital Outlay	\$24,583,702.00	\$0.00	\$24,583,702.00	\$2,340,926.88	\$2,340,926.88	\$3,775,377.09	\$18,467,398.03	0.00
31100				TOTAL Bond Building	\$24,583,702.00	\$0.00	\$24,583,702.00	\$2,340,926.88	\$2,340,926.88	\$3,775,377.09	\$18,467,398.03	0.00
31200				Public School Capital Outlay								
	4000			Capital Outlay								
31200	4000	54500		Construction Services	\$0.00	\$11,609,553.00	\$11,609,553.00	\$0.00	\$0.00	\$0.00	\$11,609,553.00	0.00
31200	4000			SUBTOTAL Capital Outlay	\$0.00	\$11,609,553.00	\$11,609,553.00	\$0.00	\$0.00	\$0.00	\$11,609,553.00	0.00

State of New Mexico
Public School Operating Budget - Actuals Expenditure Rollup Report
Gadsden 2018-2019 - First Quarter (Jul - Sep) - Expenditure
Submitted

Fund	Func	Obj	Job	Description	Budget	Adjustments	Adjusted Budget	Current Period	YTD	Encumbrance	Budget Balance	FTE
31200				TOTAL Public School	\$0.00	\$11,609,553.00	\$11,609,553.00	\$0.00	\$0.00	\$0.00	\$11,609,553.00	0.00
				Capital Outlay								
31700				Capital Improvements								
				SB-9								
				Capital Outlay								
31700	4000	54315		Maintenance & Repair - Bldgs/Grnds/Equipment (SB-9)	\$1,400,000.00	\$0.00	\$1,400,000.00	\$334,254.50	\$334,254.50	\$252,851.03	\$812,894.47	0.00
31700	4000	54500		Construction Services	\$200,000.00	\$0.00	\$200,000.00	\$0.00	\$0.00	\$0.00	\$200,000.00	0.00
31700	4000	56118		General Supplies and Materials	\$1,010,050.00	\$0.00	\$1,010,050.00	\$68,564.41	\$68,564.41	\$165,834.76	\$775,650.83	0.00
31700	4000	57112		Land Improvements	\$300,000.00	\$0.00	\$300,000.00	\$41,353.93	\$41,353.93	\$31,808.78	\$226,837.29	0.00
31700	4000	57311		Vehicles General	\$139,988.00	\$0.00	\$139,988.00	\$0.00	\$0.00	\$0.00	\$139,988.00	0.00
31700	4000	57331		Fixed Assets (more than \$5,000)	\$487,400.00	\$0.00	\$487,400.00	\$0.00	\$0.00	\$0.00	\$487,400.00	0.00
31700	4000	57332		Supply Assets (\$5,000 or less)	\$399,430.00	\$0.00	\$399,430.00	\$43,185.80	\$43,185.80	\$74,969.91	\$281,274.29	0.00
31700	4000			SUBTOTAL Capital Outlay	\$3,936,868.00	\$0.00	\$3,936,868.00	\$487,358.64	\$487,358.64	\$525,464.48	\$2,924,044.88	0.00
31700				TOTAL Capital Improvements SB-9	\$3,936,868.00	\$0.00	\$3,936,868.00	\$487,358.64	\$487,358.64	\$525,464.48	\$2,924,044.88	0.00
31701				Capital Improvements								
				SB-9 Local								
				Support Services								
				Support Services-General								
				Administration								
31701	2300	53712		County Tax Collection Costs	\$30,070.00	\$0.00	\$30,070.00	\$544.53	\$544.53	\$0.00	\$29,525.47	0.00
31701	2300			SUBTOTAL Support Services-General Administration	\$30,070.00	\$0.00	\$30,070.00	\$544.53	\$544.53	\$0.00	\$29,525.47	0.00
31701	2000			SUBTOTAL Support Services	\$30,070.00	\$0.00	\$30,070.00	\$544.53	\$544.53	\$0.00	\$29,525.47	0.00
				Capital Outlay								
31701	4000	54315		Maintenance & Repair - Bldgs/Grnds/Equipment (SB-9)	\$1,568,010.00	\$0.00	\$1,568,010.00	\$291,303.65	\$291,303.65	\$684,896.14	\$591,810.21	0.00
31701	4000	54500		Construction Services	\$100,000.00	\$0.00	\$100,000.00	\$0.00	\$0.00	\$0.00	\$100,000.00	0.00
31701	4000	56113		Software	\$0.00	\$0.00	\$0.00	\$2,250.00	\$2,250.00	\$0.00	(\$2,250.00)	0.00
31701	4000	56118		General Supplies and Materials	\$310,000.00	\$0.00	\$310,000.00	\$147,918.59	\$147,918.59	\$70,636.67	\$91,444.74	0.00
31701	4000	57112		Land Improvements	\$10,000.00	\$0.00	\$10,000.00	\$27,833.59	\$27,833.59	\$0.00	(\$17,833.59)	0.00
31701	4000	57311		Vehicles General	\$16,884.00	\$0.00	\$16,884.00	\$0.00	\$0.00	\$0.00	\$16,884.00	0.00
31701	4000	57331		Fixed Assets (more than \$5,000)	\$427,100.00	\$0.00	\$427,100.00	\$0.00	\$0.00	\$0.00	\$427,100.00	0.00
31701	4000	57332		Supply Assets (\$5,000 or less)	\$1,721,687.00	\$0.00	\$1,721,687.00	\$80,248.50	\$80,248.50	\$432,534.52	\$1,208,903.98	0.00
31701	4000			SUBTOTAL Capital Outlay	\$4,153,681.00	\$0.00	\$4,153,681.00	\$549,554.33	\$549,554.33	\$1,188,067.33	\$2,416,059.34	0.00
31701				TOTAL Capital Improvements SB-9 Local	\$4,183,751.00	\$0.00	\$4,183,751.00	\$550,098.86	\$550,098.86	\$1,188,067.33	\$2,445,584.81	0.00

State of New Mexico
 Public School Operating Budget - Actuals Expenditure Rollup Report
 Gadsden 2018-2019 - First Quarter (Jul - Sep) - Expenditure
 Submitted

Fund	Func	Obj	Job	Description	Budget	Adjustments	Adjusted Budget	Current Period	YTD	Encumbrance	Budget Balance	FTE
31900				Ed. Technology Equipment Act Capital Outlay								
	4000											
31900	4000	53414		Other Services	\$395,212.00	\$0.00	\$395,212.00	\$53,120.09	\$53,120.09	\$99,556.37	\$242,535.54	0.00
31900	4000	54315		Maintenance & Repair - Bldgs/Crnds/Equipment (SB-9)	\$259,182.00	\$0.00	\$259,182.00	\$38,965.49	\$38,965.49	\$11,865.11	\$208,351.40	0.00
31900	4000	54416		Communication Services	\$295,571.00	\$0.00	\$295,571.00	\$43,834.68	\$43,834.68	\$144,308.40	\$107,427.92	0.00
31900	4000	56113		Software	\$1,312,607.00	\$0.00	\$1,312,607.00	\$368,599.83	\$368,599.83	\$206,726.05	\$737,281.12	0.00
31900	4000	56118		General Supplies and Materials	\$63,800.00	\$0.00	\$63,800.00	\$9,842.68	\$9,842.68	\$12,068.35	\$41,888.97	0.00
31900	4000	57331		Fixed Assets (more than \$5,000)	\$0.00	\$0.00	\$0.00	\$8,769.30	\$8,769.30	(\$73.92)	(\$8,695.38)	0.00
31900	4000	57332		Supply Assets (\$5,000 or less)	\$127,940.00	\$0.00	\$127,940.00	\$29,143.35	\$29,143.35	\$7,354.51	\$91,442.14	0.00
31900	4000			SUBTOTAL Capital Outlay	\$2,454,312.00	\$0.00	\$2,454,312.00	\$552,275.42	\$552,275.42	\$481,804.87	\$1,420,231.71	0.00
31900				TOTAL Ed. Technology Equipment Act Debt Services	\$2,454,312.00	\$0.00	\$2,454,312.00	\$552,275.42	\$552,275.42	\$481,804.87	\$1,420,231.71	0.00
41000				Support Services Administration								
	2000											
	2300			Support Services-General Administration								
41000	2300	53712		County Tax Collection Costs	\$129,500.00	\$0.00	\$129,500.00	\$2,064.96	\$2,064.96	\$0.00	\$127,435.04	0.00
41000	2300			SUBTOTAL Support Services-General Administration	\$129,500.00	\$0.00	\$129,500.00	\$2,064.96	\$2,064.96	\$0.00	\$127,435.04	0.00
41000	2000			SUBTOTAL Support Services	\$129,500.00	\$0.00	\$129,500.00	\$2,064.96	\$2,064.96	\$0.00	\$127,435.04	0.00
	5000			Debt Service								
41000	5000	53414		Other Services	\$55,000.00	\$0.00	\$55,000.00	\$0.00	\$0.00	\$0.00	\$55,000.00	0.00
41000	5000	58214		Debt Service Reserve	\$7,329,500.00	\$0.00	\$7,329,500.00	\$0.00	\$0.00	\$0.00	\$7,329,500.00	0.00
41000	5000	58311		Bond Principal Payment	\$9,950,000.00	\$0.00	\$9,950,000.00	\$8,700,000.00	\$8,700,000.00	\$0.00	\$1,250,000.00	0.00
41000	5000	58322		Bond Interest Payment	\$988,346.00	\$0.00	\$988,346.00	\$444,485.75	\$444,485.75	\$0.00	\$543,860.25	0.00
41000	5000			SUBTOTAL Debt Service	\$18,322,846.00	\$0.00	\$18,322,846.00	\$9,144,485.75	\$9,144,485.75	\$0.00	\$9,178,360.25	0.00
41000				TOTAL Debt Services	\$18,452,346.00	\$0.00	\$18,452,346.00	\$9,146,550.71	\$9,146,550.71	\$0.00	\$9,305,795.29	0.00
43000				Total Ed. Tech. Debt Services Sub-Fund								
	2000			Support Services								
	2300			Support Services-General Administration								
43000	2300	53712		County Tax Collection Costs	\$50,120.00	\$0.00	\$50,120.00	\$1,922.53	\$1,922.53	\$0.00	\$48,197.47	0.00
43000	2300			SUBTOTAL Support Services-General Administration	\$50,120.00	\$0.00	\$50,120.00	\$1,922.53	\$1,922.53	\$0.00	\$48,197.47	0.00
43000	2000			SUBTOTAL Support Services	\$50,120.00	\$0.00	\$50,120.00	\$1,922.53	\$1,922.53	\$0.00	\$48,197.47	0.00
	5000			Debt Service								

State of New Mexico
Public School Operating Budget - Actuals Expenditure Rollup Report
Gadsden 2018-2019 - First Quarter (Jul - Sep) - Expenditure
Submitted

Fund	Func	Obj	Job Description	Budget	Adjustments	Adjusted Budget	Current Period	YTD	Encumbrance	Budget Balance	FTE
43000	5000	58214	Debt Service Reserve	\$1,752,221.00	\$0.00	\$1,752,221.00	\$0.00	\$0.00	\$0.00	\$1,752,221.00	0.00
43000	5000	58311	Bond Principal Payment	\$2,000,000.00	\$0.00	\$2,000,000.00	\$0.00	\$0.00	\$0.00	\$2,000,000.00	0.00
43000	5000	58322	Bond Interest Payment	\$125.00	\$0.00	\$125.00	\$0.00	\$0.00	\$0.00	\$125.00	0.00
43000	5000		<i>SUBTOTAL Debt Service</i>	\$3,752,346.00	\$0.00	\$3,752,346.00	\$0.00	\$0.00	\$0.00	\$3,752,346.00	0.00
43000			<i>TOTAL Total Ed. Tech.</i>	\$3,802,466.00	\$0.00	\$3,802,466.00	\$1,922.53	\$1,922.53	\$0.00	\$3,800,543.47	0.00
			<i>Debt Services Sub-</i>								
			<i>Fund</i>								
ALL			<i>TOTAL BUDGET</i>	\$228,764,366.00	\$12,385,403.00	\$241,149,769.00	\$40,090,359.44	\$40,090,359.44	\$106,277,737.41	\$94,781,672.15	2,328.23