

REVISED CALENDAR SURVEY

Friday, April 19, 2019

2845

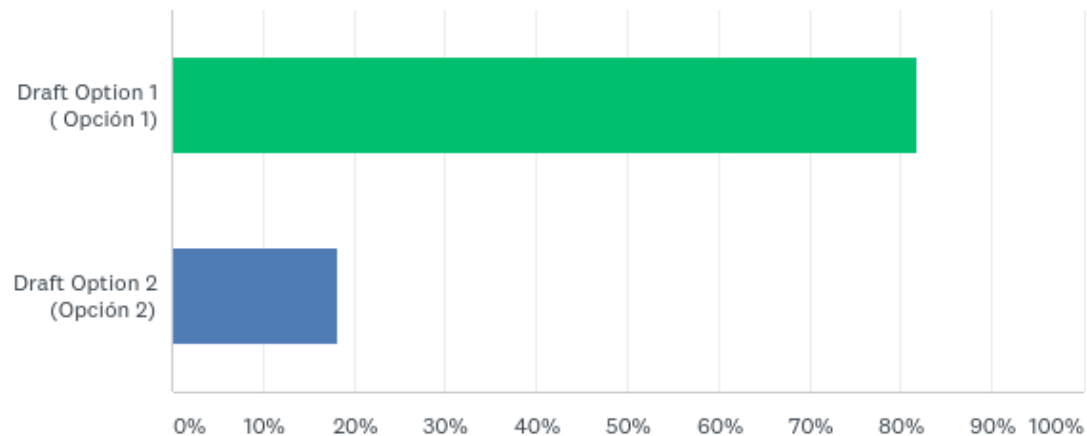
Total Responses

Date Created: Friday, April 12, 2019

Complete Responses: 2845

Q1: Choose draft option below (Seleccione una de la siguientes opciones)

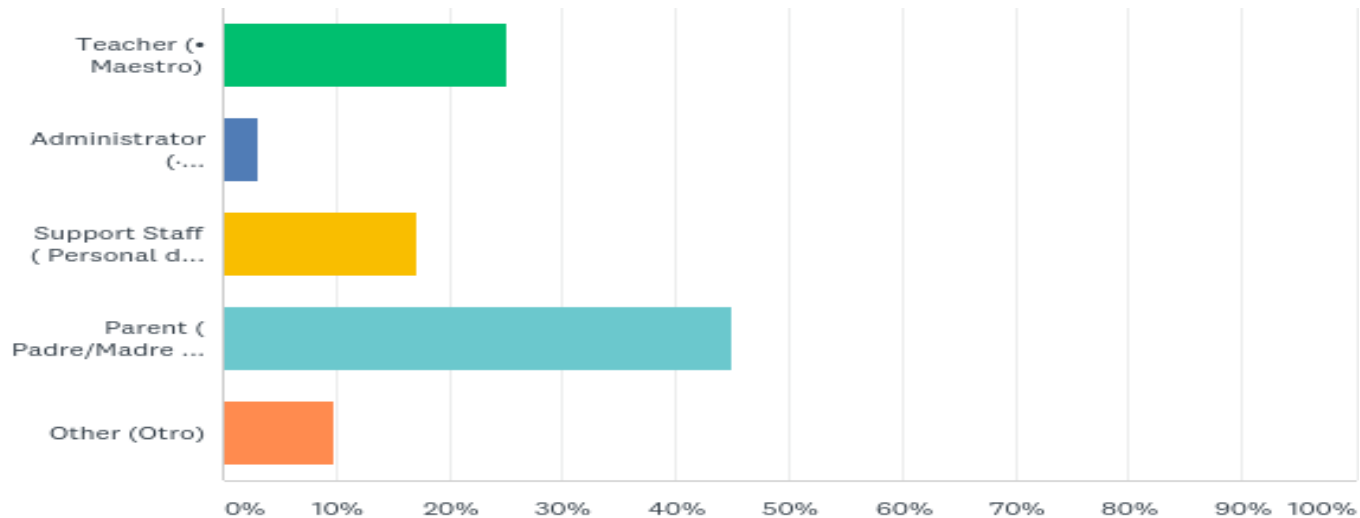
Answered: 2,830 Skipped: 15



ANSWER CHOICES	RESPONSES	
Draft Option 1 (Opción 1)	81.70%	2,312
Draft Option 2 (Opción 2)	18.30%	518
TOTAL		2,830

Q2: What is your current Role in the district? (¿Cuál es su título/rol en el distrito?)

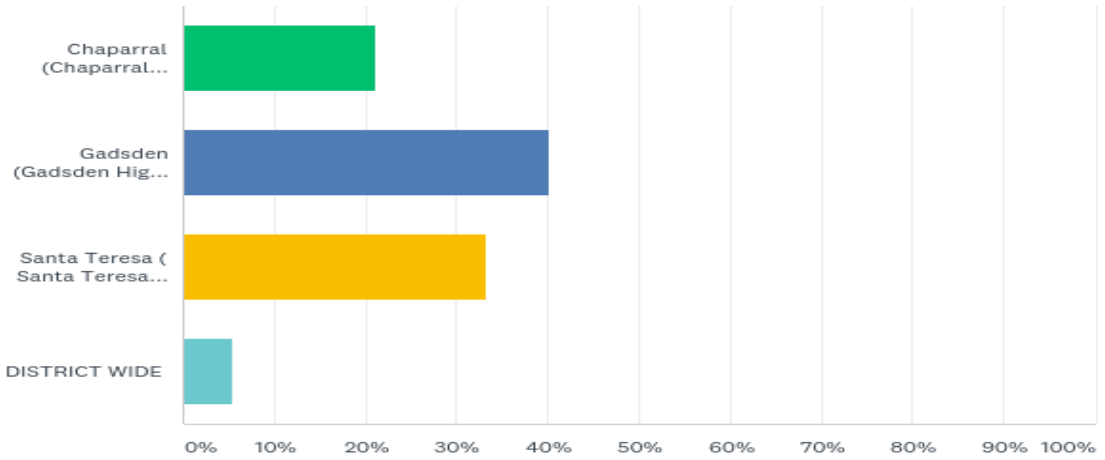
Answered: 2,831 Skipped: 14



ANSWER CHOICES	RESPONSES	
Teacher (• Maestro)	25.08%	710
Administrator (• Administrador/Director)	3.07%	87
Support Staff (Personal de Apoyo)	17.06%	483
Parent (Padre/Madre de familia)	44.97%	1,273
Other (Otro)	9.82%	278
TOTAL		2,831

Q3: What Feeder School Pattern are you primarily associated with? (¿En cuál escuela o escuelas trabaja? o ¿A cuál escuela o grupo de escuelas van sus hijos?)

Answered: 2,825 Skipped: 20



ANSWER CHOICES	RESPONSES
Chaparral (Chaparral High, Chaparral Middle, Chaparral ELeментарy, Yucca Heights, Sunrise, Desert Trail, Chaparral Pre- K)	21.10% 596
Gadsden (Gadsden High, Gadsden Middle, Gadsden Elementary, Loma Linda, Anthony Elementary, North Valley, Vado, Mesquite, Berino, La Mesa Pre - K, Anthony Pre-K)	40.21% 1,136
Santa Teresa (Santa Teresa High, Santa Teresa Middle, Santa Teresa Elementary, Desert View, Sunland Park, Riverside, La Union, On Track Pre-K)	33.24% 939
DISTRICT WIDE	5.45% 154
TOTAL	2,825