



EXHIBIT B (24154 - Carryover and Planning FY23-24)



USDE - Elementary & Secondary Education Act / Title II, Part A (24154) Carryover and PLANNING AWARD FY23-24

OBMS ENTITY CODE	LOCAL EDUCATION AGENCY	UEI #	FY 20-21, FY21-22, FY22-23 CARRYOVER	Amount of federal funds obligated by this sub-award to subrecipient	Total amount of federal funds obligated to subrecipient including current financial obligation	Total amount of the federal award committed to subrecipient		
				FY23-24 PLANNING ALLOCATION	FY20-21, FY21-22, FY22-23-CARRYOVER & FY23-24 PLANNING ALLOCATION	TOTAL AWARD TO SUBRECIPIENT	FY23-24 APPROVED BUDGET	TOTAL AMOUNT TO BAR
46	Alamogordo Public Schools	DGD9RLTTLRN5	\$ 374,838	\$ 289,495	\$ 664,332.32	\$ 664,332	\$ 289,495	\$ 374,837
1	Albuquerque Public Schools	RHSNF9JSGJLJ5	\$ 2,960,047	\$ 3,284,465	\$ 6,244,511.76	\$ 6,244,512	\$ 5,949,435	\$ 295,077
30	Animas Public Schools	GHDFJ5EYDGH4	\$ 15,105	\$ 5,763	\$ 20,868.37	\$ 20,868	\$ 5,763	\$ 15,105
22	Artesia Public Schools	R163HN37CQB4	\$ 68,446	\$ 123,179	\$ 191,625.19	\$ 191,625	\$ 167,080	\$ 24,545
64	Aztec Municipal Schools	CJ25J5KWVLJ5	\$ 159,487	\$ 156,020	\$ 315,507.06	\$ 315,507	\$ 239,703	\$ 75,804
87	Belen Consolidated Schools	GPVFNCQ5CAW7	\$ 138,491	\$ 189,791	\$ 328,282.60	\$ 328,283	\$ 189,791	\$ 138,492
61	Bernalillo Public Schools	QJQLCDZ32KM5	\$ 123,827	\$ 153,232	\$ 277,058.92	\$ 277,059	\$ 153,232	\$ 123,827
66	Bloomfield Schools	YRPHM8YCN495	\$ 174,516	\$ 185,564	\$ 360,080.09	\$ 360,080	\$ 496,404	\$ (136,324)
40	Capitan Municipal Schools	PL4MS28VCSM6	\$ 52,456	\$ 22,825	\$ 75,281.10	\$ 75,281	\$ 22,825	\$ 52,456
20	Carlsbad Municipal Schools	FLH1JLF6JL3	\$ 43,470	\$ 201,299	\$ 244,768.92	\$ 244,769	\$ 213,250	\$ 31,519
37	Carrizozo Municipal Schools	EU8CHANWG677	\$ 7,016	\$ 14,444	\$ 21,459.56	\$ 21,460	\$ 14,444	\$ 7,016
67	Central Consolidated Schools	CXQZVRZCCF41	\$ 300,850	\$ 379,588	\$ 680,437.98	\$ 680,438	\$ 379,588	\$ 300,850
53	Chama Valley Independent Schools	PGGMA8XAW583	\$ 35,586	\$ 17,323	\$ 52,909.04	\$ 52,909	\$ 17,323	\$ 35,586
8	Cimarron Municipal Schools	CE7CGVFWPJM9	\$ 14,725	\$ 13,532	\$ 28,257.69	\$ 28,258	\$ 13,532	\$ 14,726
84	Clayton Municipal Schools	SKJGSPT9K1B3	\$ 55,498	\$ 26,857	\$ 82,354.97	\$ 82,355	\$ 26,857	\$ 55,498
48	Cloudcroft Municipal Schools	UA44RH8EGQH5	\$ 10,123	\$ 16,069	\$ 26,192.38	\$ 26,192	\$ 17,305	\$ 8,887
12	Clovis Municipal Schools	RHLXA1JJC994	\$ 306,316	\$ 322,532	\$ 628,848.02	\$ 628,848	\$ 634,104	\$ (5,256)
24	Cobre Consolidated Schools	N276L1YAZL51	\$ 61,096	\$ 47,316	\$ 108,412.18	\$ 108,412	\$ 80,000	\$ 28,412
38	Corona Public Schools	NJSZM4TL9AN7	\$ 2,972	\$ 2,848	\$ 5,820.79	\$ 5,821	\$ 3,348	\$ 2,473
62	Cuba Independent Schools	MGPNE9CQBLN8	\$ 120,582	\$ 65,331	\$ 185,913.61	\$ 185,914	\$ 65,331	\$ 120,583
42	Deming Public Schools	XPL2VUTAG733	\$ 190,887	\$ 289,619	\$ 480,506.63	\$ 480,507	\$ 289,619	\$ 190,887
85	Des Moines Municipal Schools	D9TGE4DT49F6	\$ 3,053	\$ 2,371	\$ 5,423.93	\$ 5,424	\$ 2,765	\$ 2,659
6	Dexter Consolidated Schools	VWWAJALJXRK6	\$ 85,429	\$ 37,703	\$ 123,132.33	\$ 123,132	\$ 37,702	\$ 85,430
60	Dora Consolidated Schools	LADBKDFNDG3	\$ 7,947	\$ 4,383	\$ 12,329.58	\$ 12,330	\$ 4,383	\$ 7,947
54	Dulce Independent Schools	PQ2EJ5GKVRW3	\$ 45,429	\$ 37,941	\$ 83,370.24	\$ 83,370	\$ 37,942	\$ 45,428
58	Elida Municipal Schools	ZF7WQK38CB25	\$ 727	\$ 2,435	\$ 3,161.90	\$ 3,162	\$ 2,435	\$ 727
55	Española Public Schools	UMKFJY7V6FX4	\$ 365,220	\$ 248,738	\$ 613,957.97	\$ 613,958	\$ 587,439	\$ 26,519
80	Estancia Municipal Schools	F5TEUE2R44N4	\$ 4,308	\$ 31,292	\$ 35,600.45	\$ 35,600	\$ 31,292	\$ 4,308
32	Eunice Public Schools (REC 7)	S64LAENRKJQ1	\$ 51,371	\$ 22,283	\$ 73,653.82	\$ 73,654	\$ -	\$ 73,654


EXHIBIT B (24154 - Carryover and Planning FY23-24)



USDE - Elementary & Secondary Education Act / Title II, Part A (24154) Carryover and PLANNING AWARD FY23-24

OBMS ENTITY CODE	LOCAL EDUCATION AGENCY	UEI #	FY 20-21, FY21-22, FY22-23 CARRYOVER	Amount of federal funds obligated by this sub-award to subrecipient	Total amount of federal funds obligated to subrecipient including current financial obligation	Total amount of the federal award committed to subrecipient	FY23-24 APPROVED BUDGET	TOTAL AMOUNT TO BAR
				FY23-24 PLANNING ALLOCATION	FY20-21, FY21-22, FY22-23-CARRYOVER & FY23-24 PLANNING ALLOCATION	TOTAL AWARD TO SUBRECIPIENT		
65	Farmington Municipal Schools	F9K3UXV5ARB1	\$ 359,251	\$ 490,092	\$ 849,343.04	\$ 849,343	\$ 626,343	\$ 223,000
59	Floyd Municipal Schools	J53KJL51D5Q2	\$ 2,482	\$ 3,101	\$ 5,583.29	\$ 5,583	\$ 8,137	\$ (2,554)
16	Fort Sumner Municipal Schools	N6DACNB83SX6	\$ 166	\$ 14,173	\$ 14,339.81	\$ 14,340	\$ 14,442	\$ (102)
19	Gadsden Independent Schools	HMQPC8FP4RA9	\$ 411,885	\$ 851,241	\$ 1,263,125.52	\$ 1,263,126	\$ 851,240	\$ 411,886
43	Gallup-McKinley County Schools	MZC6N49RJK8	\$ 93,817	\$ 875,887	\$ 969,703.90	\$ 969,704	\$ 875,887	\$ 93,817
15	Grady Municipal Schools	TDGPD85NKCJ9	\$ 4,738	\$ 1,989	\$ 6,726.11	\$ 6,726	\$ 1,989	\$ 4,738
88	Grants/Cibola County Schools	DQ5UMG72D8C5	\$ 88,122	\$ 257,108	\$ 345,229.72	\$ 345,230	\$ 289,299	\$ 55,931
5	Hagerman Municipal Schools	EYJ9VYLPDG5	\$ 8,233	\$ 19,148	\$ 27,380.83	\$ 27,381	\$ 19,277	\$ 8,104
18	Hatch Valley Public Schools	KZCMLFLXUKK3	\$ 24,778	\$ 68,943	\$ 93,720.37	\$ 93,720	\$ 90,292	\$ 3,428
33	Hobbs Municipal Schools	FL57DGXM1HN9	\$ 115,365	\$ 318,542	\$ 433,906.39	\$ 433,906	\$ 318,542	\$ 115,364
39	Hondo Valley Public Schools	CMASDCM321H3	\$ 5,676	\$ 5,585	\$ 11,261.61	\$ 11,262	\$ 5,585	\$ 5,676
50	House Municipal Schools	J83MHA9F8WM7	\$ 92	\$ 1,388	\$ 1,480.06	\$ 1,480	\$ 1,388	\$ 92
34	Jal Public Schools (REC 7)	K842RZQ9ME69	\$ 38,128	\$ 16,568	\$ 54,696.35	\$ 54,696	\$ -	\$ 54,696
56	Jemez Mountain Public Schools	D8KRZ72WNGH9	\$ 26,528	\$ 15,384	\$ 41,912.01	\$ 41,912	\$ 23,985	\$ 17,927
63	Jemez Valley Public Schools	ZYDETYXRGNU1	\$ 57,696	\$ 26,683	\$ 84,378.42	\$ 84,378	\$ 26,683	\$ 57,696
7	Lake Arthur Municipal Schools	EHEPNH14M9U3	\$ 13,263	\$ 6,283	\$ 19,545.78	\$ 19,546	\$ 13,562	\$ 5,984
17	Las Cruces Public Schools	CBBMXTJKLLQ8	\$ 543,157	\$ 1,041,749	\$ 1,584,906.42	\$ 1,584,906	\$ 1,041,749	\$ 543,157
69	Las Vegas City Public Schools	LJB2ZXYDH1H8	\$ 122,920	\$ 78,665	\$ 201,585.68	\$ 201,586	\$ 78,665	\$ 122,920
51	Logan Municipal Schools	VAFEH4LEWQF4	\$ 8,493	\$ 8,462	\$ 16,954.93	\$ 16,955	\$ 14,752	\$ 2,203
29	Lordsburg Municipal Schools	HM7BSWJXWTM5	\$ 19,115	\$ 27,473	\$ 46,588.18	\$ 46,588	\$ 27,473	\$ 19,115
41	Los Alamos Public Schools	PJQFWJPMV9R7	\$ 22,038	\$ 39,827	\$ 61,865.32	\$ 61,865	\$ 39,827	\$ 22,038
86	Los Lunas Public Schools	C3K9JREQYGJ4	\$ 311,835	\$ 323,586	\$ 635,421.08	\$ 635,421	\$ 429,406	\$ 206,015
21	Loving Municipal Schools	TNQXBN1K8AZ3	\$ 21,818	\$ 9,950	\$ 31,767.73	\$ 31,768	\$ 9,950	\$ 21,818
31	Lovington Municipal Schools	C8WLQGBRGJF8	\$ 155,195	\$ 104,481	\$ 259,676.13	\$ 259,676	\$ 104,481	\$ 155,195
75	Magdalena Municipal Schools	GAR2VNVQRFC4	\$ 87,913	\$ 45,470	\$ 133,382.32	\$ 133,382	\$ 127,489	\$ 5,894
11	Maxwell Municipal Schools	ZM4APJPB8A13	\$ 1,618	\$ 1,918	\$ 3,535.67	\$ 3,536	\$ 1,918	\$ 1,618
14	Melrose Municipal Schools	FELYMPGSDKE5	\$ 5,177	\$ 5,659	\$ 10,835.46	\$ 10,835	\$ 12,418	\$ (1,582)
78	Mesa Vista Consolidated Schools	XV58NTBZLER3	\$ 831	\$ 14,421	\$ 15,251.56	\$ 15,252	\$ 14,421	\$ 831
44	Mora Independent Schools	CD1ZKEKL29M5	\$ 15,329	\$ 20,267	\$ 35,596.03	\$ 35,596	\$ 20,267	\$ 15,329


EXHIBIT B (24154 - Carryover and Planning FY23-24)



USDE - Elementary & Secondary Education Act / Title II, Part A (24154) Carryover and PLANNING AWARD FY23-24

OBMS ENTITY CODE	LOCAL EDUCATION AGENCY	UEI #	FY 20-21, FY21-22, FY22-23 CARRYOVER	Amount of federal funds obligated by this sub-award to subrecipient	Total amount of federal funds obligated to subrecipient including current financial obligation	Total amount of the federal award committed to subrecipient		
				FY23-24 PLANNING ALLOCATION	FY20-21, FY21-22, FY22-23-CARRYOVER & FY23-24 PLANNING ALLOCATION	TOTAL AWARD TO SUBRECIPIENT	FY23-24 APPROVED BUDGET	TOTAL AMOUNT TO BAR
81	Moriarty-Edgewood School District	MKL6AMGSVS95	\$ 105,170	\$ 113,212	\$ 218,382.28	\$ 218,382	\$ 113,212	\$ 105,170
28	Mosquero Municipal Schools	WMMMV2FL6HL4	\$ 1,451	\$ 952	\$ 2,402.97	\$ 2,403	\$ 1,451	\$ 952
82	Mountainair Public Schools	L652ZDKDZLD1	\$ 34,897	\$ 11,350	\$ 46,247.38	\$ 46,247	\$ 39,218	\$ 7,029
70	Pecos Independent School District	W1K6NKFLH7B1	\$ 45,934	\$ 19,576	\$ 65,510.65	\$ 65,511	\$ 19,577	\$ 45,934
77	Peñasco Independent Schools	LYBFHC93LVG6	\$ 14,107	\$ 22,429	\$ 36,536.10	\$ 36,536	\$ 40,117	\$ (3,581)
72	Pojoaque Valley Public Schools	P5KAVKKRHMB5	\$ 85,262	\$ 54,312	\$ 139,573.80	\$ 139,574	\$ 161,919	\$ (22,345)
57	Portales Municipal Schools	PHAUQ2DZBFU1	\$ 325	\$ 130,733	\$ 131,058.26	\$ 131,058	\$ 130,733	\$ 325
3	Quemado Independent Schools	RSJPSF9DWYD3	\$ 5,045	\$ 10,379	\$ 15,424.44	\$ 15,424	\$ 10,379	\$ 5,045
79	Questa Independent Schools	MNMYNK9YTD66	\$ 43,820	\$ 19,970	\$ 63,790.02	\$ 63,790	\$ 19,970	\$ 43,820
9	Raton Public Schools	NMX9DKXL3N9	\$ 9,924	\$ 47,963	\$ 57,887.80	\$ 57,888	\$ 47,963	\$ 9,925
2	Reserve Independent Schools	PHSRMV4EG479	\$ 20,433	\$ 11,410	\$ 31,842.70	\$ 31,843	\$ 11,410	\$ 20,433
83	Rio Rancho Public Schools	HLMCBLZY6MY5	\$ 190,604	\$ 396,330	\$ 586,934.26	\$ 586,934	\$ 661,446	\$ (74,512)
4	Roswell Independent Schools	MAH8L9WC2YJ9	\$ 407,892	\$ 509,276	\$ 917,168.25	\$ 917,168	\$ 679,548	\$ 237,620
27	Roy Municipal Schools	LHUQPPABYJN6	\$ 2,417	\$ 1,507	\$ 3,923.70	\$ 3,924	\$ 3,994	\$ (70)
36	Ruidoso Municipal Schools	SL6MEK736S11	\$ 46,829	\$ 97,195	\$ 144,024.40	\$ 144,024	\$ 144,024	\$ 0
52	San Jon Municipal Schools	HLQPGBVT3LD3	\$ 7,434	\$ 3,393	\$ 10,826.61	\$ 10,827	\$ 3,293	\$ 7,534
71	Santa Fe Public Schools	MGFPHU7UFLC4	\$ 245,300	\$ 452,075	\$ 697,374.37	\$ 697,374	\$ 671,381	\$ 25,993
25	Santa Rosa Consolidated Schools	ZCP4AULV5HA3	\$ 8,852	\$ 33,289	\$ 42,140.45	\$ 42,140	\$ 33,289	\$ 8,852
23	Silver Consolidated School District	VLMFMX65NLJ4	\$ 37,534	\$ 124,946	\$ 162,479.39	\$ 162,479	\$ 124,945	\$ 37,534
74	Socorro Consolidated Schools	WKADYTEP8Q85	\$ 161,269	\$ 104,587	\$ 265,856.20	\$ 265,856	\$ 104,587	\$ 161,269
10	Springer Municipal Schools	QJ1WG6ZWQNB7	\$ 19,610	\$ 8,046	\$ 27,656.37	\$ 27,656	\$ 8,046	\$ 19,610
76	Taos Municipal Schools	GXFMLNAG5D56	\$ 122,258	\$ 109,758	\$ 232,016.41	\$ 232,016	\$ 109,758	\$ 122,258
35	Tatum Municipal Schools (REC 7)	H8DBJFPKR7E1	\$ 19,460	\$ 8,430	\$ 27,890.49	\$ 27,890	\$ -	\$ 27,890
13	Texico Municipal Schools	HG6BHDCZNVH3	\$ 12,159	\$ 17,152	\$ 29,311.52	\$ 29,312	\$ 27,549	\$ 1,763
73	Truth or Consequences Municipal Schools	LMJJWCKJMP3	\$ 161,140	\$ 75,275	\$ 236,415.28	\$ 236,415	\$ 75,275	\$ 161,140
49	Tucumcari Public Schools	EHWCVKKQVPAQ5	\$ 54,118	\$ 67,072	\$ 121,190.04	\$ 121,190	\$ 67,072	\$ 54,118
47	Tularosa Municipal Schools	NPP3J8DJM3K3	\$ 73,386	\$ 77,942	\$ 151,327.87	\$ 151,328	\$ 109,724	\$ 41,604
26	Vaughn Municipal Schools	DJZAMJ963WZ4	\$ 15,788	\$ 5,073	\$ 20,860.24	\$ 20,860	\$ 5,073	\$ 15,788
45	Wagon Mound Public Schools	GLY9SSWB74A3	\$ 12,581	\$ 4,820	\$ 17,400.79	\$ 17,401	\$ 4,820	\$ 12,581


EXHIBIT B (24154 - Carryover and Planning FY23-24)



USDE - Elementary & Secondary Education Act / Title II, Part A (24154) Carryover and PLANNING AWARD FY23-24

OBMS ENTITY CODE	LOCAL EDUCATION AGENCY	UEI #	FY 20-21, FY21-22, FY22-23 CARRYOVER	Amount of federal funds obligated by this sub-award to subrecipient	Total amount of federal funds obligated to subrecipient including current financial obligation	Total amount of the federal award committed to subrecipient	FY23-24 APPROVED BUDGET	TOTAL AMOUNT TO BAR
				FY23-24 PLANNING ALLOCATION	FY20-21, FY21-22, FY22-23-CARRYOVER & FY23-24 PLANNING ALLOCATION	TOTAL AWARD TO SUBRECIPIENT		
68	West Las Vegas Public Schools	JLANMKASDL69	\$ 18,352	\$ 74,424	\$ 92,775.41	\$ 92,775	\$ 74,423	\$ 18,352
89	Zuni Public School District	XU9NS37898M4	\$ 44,896	\$ 102,259	\$ 147,154.91	\$ 147,155	\$ 102,259	\$ 44,896
STATE CHARTERS								
580-001	21st Century Public Academy	TMY5QTLRR8V1	\$ 8,960	\$ 15,000	\$ 23,960.78	\$ 23,961	\$ 15,000	\$ 8,960
579-001	ACES Technical Charter School	CVFEQ5MQ26V7	\$ 10,707	\$ 9,524	\$ 20,231.11	\$ 20,231	\$ 9,524	\$ 10,707
528-001	Albuquerque Bilingual Academy	N1YCEGJGSJ69	\$ 42,879	\$ 20,431	\$ 63,310.37	\$ 63,310	\$ 20,431	\$ 42,879
574-001	Albuquerque Collegiate Charter School	CH65KADW1N29	\$ 13,581	\$ 9,959	\$ 23,540.29	\$ 23,540	\$ 15,334	\$ 8,206
524-001	AIMS @ UNM	JESBYAJUGH55	\$ 6,901	\$ 4,190	\$ 11,090.77	\$ 11,091	\$ -	\$ 11,091
516-001	Albuquerque School of Excellence	K2PNAF1FMK27	\$ 8,668	\$ 37,236	\$ 45,904.57	\$ 45,905	\$ 37,236	\$ 8,668
517-001	Albuquerque Sign Language Academy (The)	QT5SEMNS7VE7	\$ 11,458	\$ 5,852	\$ 17,309.65	\$ 17,310	\$ 5,852	\$ 11,458
532-001	Aldo Leopold High School	U72RT1D298F4	\$ 4,652	\$ 6,243	\$ 10,894.80	\$ 10,895	\$ 6,243	\$ 4,652
511-001	Alma d' arte Charter High School	Q22NV9GL3F19	\$ 10,721	\$ 5,143	\$ 15,863.78	\$ 15,864	\$ 5,143	\$ 10,721
575-001	Altura Preparatory School	JDPMEJPNHWJ1	\$ 7,931	\$ 3,608	\$ 11,538.54	\$ 11,539	\$ 3,608	\$ 7,931
525-001	Amy Biehl Charter High School	F2F8MLNJJUC7	\$ 5,704	\$ 7,385	\$ 13,088.73	\$ 13,089	\$ 7,385	\$ 5,704
520-001	ASK Academy (The)	GRJ6QZLK9EK8	\$ 18,723	\$ 11,146	\$ 29,869.74	\$ 29,870	\$ 24,079	\$ 5,790
512-001	Cesar Chavez Community School	M89CJESJ63K5	\$ 13,939	\$ 5,093	\$ 19,031.81	\$ 19,032	\$ 6,225	\$ 12,807
562-001	Dzit Dit Lool School of Empowerment, Action and Perseverance	CLKJX6KE5GM4	\$ 6,583	\$ 3,002	\$ 9,584.57	\$ 9,585	\$ 3,002	\$ 6,583
550-001	Estancia Valley Classical Academy	RARRGG8EJ327	\$ 6,162	\$ 16,049	\$ 22,210.18	\$ 22,210	\$ 16,049	\$ 6,162
557-001	Explore Academy	WEJ3ECH5P8D5	\$ 0	\$ 22,932	\$ 22,932.48	\$ 22,932	\$ 22,932	\$ 0
581-001	Explore Academy - Las Cruces	C4AKEYECETH7	\$ 9,441	\$ 8,139	\$ 17,579.87	\$ 17,580	\$ 8,139	\$ 9,441
503-001	Horizon Academy West	KWJ7ZX9KPUW3	\$ 8,168	\$ 16,595	\$ 24,762.75	\$ 24,763	\$ 16,595	\$ 8,168
573-001	Hózhó Academy	ZP2TF8RAKL48	\$ 17,330	\$ 25,874	\$ 43,204.32	\$ 43,204	\$ 25,874	\$ 17,330
535-001	J. Paul Taylor Academy	SF24Z81T6J31	\$ 5,091	\$ 6,161	\$ 11,251.65	\$ 11,252	\$ 6,161	\$ 5,091
560-001	La Academia Dolores Huerta	LDXMLL97LKF1	\$ 1,845	\$ 3,427	\$ 5,271.91	\$ 5,272	\$ 3,427	\$ 1,845
567-001	Las Montañas Charter School	FWLSKPN75P27	\$ 14,742	\$ 6,260	\$ 21,002.09	\$ 21,002	\$ 6,260	\$ 14,742
519-001	MASTERS Program (The)	FD3DS6MZYQZ3	\$ 6,237	\$ 6,001	\$ 12,238.05	\$ 12,238	\$ 6,000	\$ 6,238
547-001	McCurdy Charter School	M9X9GN9JNNB5	\$ 34,306	\$ 26,770	\$ 61,076.73	\$ 61,077	\$ 26,770	\$ 34,307
501-001	Media Arts Collaborative Charter School	FGDRPNXN8UQ7	\$ 659	\$ 7,155	\$ 7,814.56	\$ 7,815	\$ 7,155	\$ 659
578-001	Middle College High School	LYCFS2WXPFQ3	\$ 10,278	\$ 5,086	\$ 15,364.56	\$ 15,365	\$ 5,086	\$ 10,278


EXHIBIT B (24154 - Carryover and Planning FY23-24)



USDE - Elementary & Secondary Education Act / Title II, Part A (24154) Carryover and PLANNING AWARD FY23-24

OBMS ENTITY CODE	LOCAL EDUCATION AGENCY	UEI #	FY 20-21, FY21-22, FY22-23 CARRYOVER	Amount of federal funds obligated by this sub-award to subrecipient	Total amount of federal funds obligated to subrecipient including current financial obligation	Total amount of the federal award committed to subrecipient		
				FY23-24 PLANNING ALLOCATION	FY20-21, FY21-22, FY22-23-CARRYOVER & FY23-24 PLANNING ALLOCATION	TOTAL AWARD TO SUBRECIPIENT	FY23-24 APPROVED BUDGET	TOTAL AMOUNT TO BAR
542-001	Mission Achievement and Success Charter School	HVRFS8K3J5R8	\$ 25,431	\$ 119,276	\$ 144,707.18	\$ 144,707	\$ 119,276	\$ 25,431
564-001	Monte del Sol Charter School	JLQBBQ6ZZS93	\$ 9,830	\$ 12,105	\$ 21,935.28	\$ 21,935	\$ 20,209	\$ 1,726
529-001	Montessori Elementary School (The)	R31LVW4EY7G2	\$ 22,477	\$ 10,542	\$ 33,018.41	\$ 33,018	\$ -	\$ 33,018
549-001	New America School of Las Cruces	FMP4UNLQU286	\$ 9,912	\$ 5,832	\$ 15,744.02	\$ 15,744	\$ 5,832	\$ 9,912
554-001	New Mexico Connections Academy	L5LTKFTYMM61	\$ 78,248	\$ 54,216	\$ 132,464.00	\$ 132,464	\$ 54,216	\$ 78,248
509-001	New Mexico School for the Arts	H9E9JJBLSMM5	\$ 7,222	\$ 5,387	\$ 12,608.95	\$ 12,609	\$ 11,351	\$ 1,258
504-001	North Valley Academy	ST3GNJU3JJY5	\$ 2,232	\$ 16,178	\$ 18,409.60	\$ 18,410	\$ 16,177	\$ 2,233
005-020	Pecos Cyber Academy	MN8HKMQTJLH3	\$ 20,333	\$ 59,492	\$ 79,825.43	\$ 79,825	\$ 59,492	\$ 20,333
577-001	Raices del Saber Xinachtli Community School	U3CMKJ2HEP65	\$ 11,864	\$ 5,896	\$ 17,760.06	\$ 17,760	\$ 5,896	\$ 11,864
539-001	Red River Valley Charter School	GJ9WCNDXZA6	\$ 10,014	\$ 3,058	\$ 13,072.01	\$ 13,072	\$ 7,135	\$ 5,937
583-001	Rio Grande Academy of Fine Arts	V3BNPXU3EPP4	\$ 5,762	\$ 5,224	\$ 10,986.05	\$ 10,986	\$ 5,224	\$ 5,762
570-001	Roots and Wings Community School	LYQAXV8YCNL5	\$ 1	\$ 3,640	\$ 3,641.20	\$ 3,641	\$ 3,640	\$ 1
563-001	Sandoval Academy of Bilingual Education	CPWDBX87R7S5	\$ 497	\$ 6,453	\$ 6,949.05	\$ 6,949	\$ 6,452	\$ 497
505-001	School of Dreams Academy	XS13KKJ34R86	\$ 50,015	\$ 25,255	\$ 75,269.08	\$ 75,269	\$ 25,255	\$ 50,015
568-001	Six Directions Indigenous Charter School	KFYJG4K8ZMC4	\$ 3,834	\$ 4,066	\$ 7,900.10	\$ 7,900	\$ 4,066	\$ 3,834
576-001	Solare Collegiate Charter School	ZB1STNXGP567	\$ 23,604	\$ 15,018	\$ 38,622.19	\$ 38,622	\$ 15,018	\$ 23,604
515-001	South Valley Preparatory School	WKLRQ6WJFUQ5	\$ 24,458	\$ 12,004	\$ 36,462.26	\$ 36,462	\$ 12,004	\$ 24,458
544-001	Southwest Aeronautics, Mathematics, and Science Academy	E21FVZNRUR5	\$ 15,545	\$ 7,885	\$ 23,430.23	\$ 23,430	\$ 7,885	\$ 15,545
530-001	Southwest Preparatory Learning Center	UDDKJCVZXZA4	\$ 6,911	\$ 5,929	\$ 12,840.09	\$ 12,840	\$ 5,929	\$ 6,911
531-001	Southwest Secondary Learning Center	J8MCWUYXXVN7	\$ 6,737	\$ 4,411	\$ 11,147.34	\$ 11,147	\$ 4,411	\$ 6,736
510-001	Taos Academy	LBW4T1KCJ2Y8	\$ 8,912	\$ 13,162	\$ 22,074.04	\$ 22,074	\$ 13,162	\$ 8,912
521-001	Taos Integrated School of the Arts	U2RKZ3ZCGQQ9	\$ 15,464	\$ 13,961	\$ 29,425.74	\$ 29,426	\$ 13,961	\$ 15,464
555-001	Taos International Charter School	C1GXNKKEQ5J4	\$ 9,636	\$ 14,484	\$ 24,120.01	\$ 24,120	\$ 14,484	\$ 9,636
536-001	GREAT Academy (The)	SS8MM7XBQVE1	\$ 12,663	\$ 7,402	\$ 20,065.68	\$ 20,066	\$ 7,402	\$ 12,664
582-001	THRIVE Community School	D1AXDTJVGDN6	\$ 4,174	\$ 3,784	\$ 7,957.52	\$ 7,958	\$ 3,784	\$ 4,174
518-001	Tierra Adentro	R5NKMW6NWLZ3	\$ 13,501	\$ 10,230	\$ 23,730.86	\$ 23,731	\$ 10,230	\$ 13,501
565-001	Tierra Encantada Charter School	KRK7BW94TUN4	\$ 2,411	\$ 10,682	\$ 13,093.06	\$ 13,093	\$ 10,800	\$ 2,293
566-001	Turquoise Trail Charter School	J7KQPXL6M2K9	\$ 15,716	\$ 26,336	\$ 42,051.79	\$ 42,052	\$ 26,336	\$ 15,716
76555012	Vista Grande High School	HW3EPJK6QFF3	\$ 6,366	\$ 5,772	\$ 12,137.24	\$ 12,137	\$ 5,772	\$ 6,366

EXHIBIT B (24154 - Carryover and Planning FY23-24)



USDE - Elementary & Secondary Education Act / Title II, Part A (24154) Carryover and PLANNING AWARD FY23-24

				<i>Amount of federal funds obligated by this sub-award to subrecipient</i>	<i>Total amount of federal funds obligated to subrecipient including current financial obligation</i>	<i>Total amount of the federal award committed to subrecipient</i>		
OBMS ENTITY CODE	LOCAL EDUCATION AGENCY	UEI #	FY 20-21, FY21-22, FY22-23 CARRYOVER	FY23-24 PLANNING ALLOCATION	FY20-21, FY21-22, FY22-23-CARRYOVER & FY23-24 PLANNING ALLOCATION	TOTAL AWARD TO SUBRECIPIENT	FY23-24 APPROVED BUDGET	TOTAL AMOUNT TO BAR
552-001	Walatowa High Charter School	JJDLVLMJVK7	\$ 6,670	\$ 3,472	\$ 10,142.26	\$ 10,142	\$ 3,472	\$ 6,670
RURAL EDUCATION COOPERATIVES								
995-000	REC 7 (includes amounts for Eunice, Jal, Tatum)	J15BUPF57EE1	\$ 112,629	\$ 47,282	\$ 159,911.11	\$ 159,911	\$ 98,410	\$ 61,501
GRAND TOTAL			\$ 11,202,456	\$ 14,436,116	\$ 25,638,573	\$ 25,638,573	\$ 19,575,102	\$ 6,063,471