



EXHIBIT C (24330 - FINAL FY23-24)



USDE - American Rescue Plan Act\_ESSER III (24330) FINAL AWARD FY23-24

OBMS ENTITY CODE	LOCAL EDUCATION AGENCY	UEI #	FY22-23 CARRYOVER	Amount of federal funds obligated by this sub-award to subrecipient		Total amount of federal funds obligated to subrecipient including current financial obligation		Total amount of the federal award committed to subrecipient		TOTAL AMOUNT TO BAR
				FY23-24 FINAL ALLOCATION		FY22-23 CARRYOVER & FY23-24 FINAL ALLOCATION	TOTAL AWARD TO SUBRECIPIENT	FY23-24 APPROVED BUDGET	FY22-23 EXPENDITURES	
46	Alamogordo Public Schools	DGD9RLTTLRN5	\$ 8,951,246	\$ -	\$ 8,951,245.80	\$ 13,971,615	\$ 9,777,910	\$ 5,020,369	\$ (826,664)	
1	Albuquerque Public Schools	RHSNF9JSGLJ5	\$ 171,361,432	\$ -	\$ 171,361,432.16	\$ 242,163,693	\$ 204,735,817	\$ 70,802,261	\$ (33,374,385)	
30	Animas Public Schools	GHDFJ5EYDGH4	\$ 511,848	\$ -	\$ 511,847.91	\$ 511,848	\$ 511,848	\$ -	\$ (0)	
22	Artesia Public Schools	R163HN37CQB4	\$ 2,108,481	\$ -	\$ 2,108,480.67	\$ 5,420,063	\$ 1,934,320	\$ 3,311,582	\$ 174,161	
64	Aztec Municipal Schools	CJ25J5KWVLJ5	\$ 1,789,947	\$ -	\$ 1,789,946.88	\$ 3,476,801	\$ 1,064,357	\$ 1,686,854	\$ 725,590	
87	Belen Consolidated Schools	GPVFNCQ5CAW7	\$ 5,309,072	\$ -	\$ 5,309,072.11	\$ 10,003,682	\$ 4,881,000	\$ 4,694,610	\$ 428,072	
61	Bernalillo Public Schools	QJQLCDZ32KM5	\$ 4,830,217	\$ -	\$ 4,830,216.69	\$ 6,823,267	\$ 5,011,224	\$ 1,993,050	\$ (181,007)	
66	Bloomfield Schools	YRPHM8YCN495	\$ 4,787,138	\$ -	\$ 4,787,137.86	\$ 6,809,165	\$ 3,309,659	\$ 2,022,027	\$ 1,477,479	
40	Capitan Municipal Schools	PL4MS28VCSM6	\$ 980,870	\$ -	\$ 980,869.67	\$ 1,621,502	\$ 785,451	\$ 640,632	\$ 195,419	
20	Carlsbad Municipal Schools	FLH1JLF6JL3	\$ 5,575,576	\$ -	\$ 5,575,575.81	\$ 8,806,493	\$ 4,616,576	\$ 3,230,917	\$ 959,000	
37	Carrizozo Municipal Schools	EU8CHANWG677	\$ 497,632	\$ -	\$ 497,632.04	\$ 785,858	\$ 722,677	\$ 288,226	\$ (225,045)	
67	Central Consolidated Schools	CXQZVRZCCF41	\$ 15,890,280	\$ -	\$ 15,890,279.95	\$ 22,138,216	\$ 18,817,484	\$ 6,247,936	\$ (2,927,204)	
53	Chama Valley Independent Schools	PGGMA8XAW583	\$ 226,650	\$ -	\$ 226,650.11	\$ 675,188	\$ 207,187	\$ 448,538	\$ 19,463	
8	Cimarron Municipal Schools	CE7CGVFWPJM9	\$ 413,350	\$ -	\$ 413,350.12	\$ 946,874	\$ 419,212	\$ 533,523	\$ (5,862)	
84	Clayton Municipal Schools	SKJGSPT9K1B3	\$ 852,834	\$ -	\$ 852,833.73	\$ 1,136,043	\$ 898,000	\$ 283,209	\$ (45,166)	
48	Cloudcroft Municipal Schools	UA44RH8EGQH5	\$ 266,316	\$ -	\$ 266,315.89	\$ 1,305,603	\$ 348,647	\$ 1,039,287	\$ (82,331)	
12	Clovis Municipal Schools	RHLXA1JJC994	\$ 9,457,521	\$ -	\$ 9,457,521.07	\$ 17,291,786	\$ 10,000,000	\$ 7,834,265	\$ (542,479)	
24	Cobre Consolidated Schools	N276L1YAZL51	\$ 1,748,079	\$ -	\$ 1,748,078.98	\$ 3,128,789	\$ 227,797	\$ 1,380,710	\$ 1,520,282	
38	Corona Public Schools	NJSZM4TL9AN7	\$ 94,778	\$ -	\$ 94,778.21	\$ 94,778	\$ -	\$ -	\$ 94,778	
62	Cuba Independent Schools	MGPNE9CQBLN8	\$ 1,987,776	\$ -	\$ 1,987,775.79	\$ 5,319,597	\$ 1,847,000	\$ 3,331,822	\$ 140,776	
42	Deming Public Schools	XPL2VUTAG733	\$ 17,424,627	\$ -	\$ 17,424,627.22	\$ 21,863,687	\$ 10,996,282	\$ 4,439,060	\$ 6,428,345	
85	Des Moines Municipal Schools	D9TGE4DT49F6	\$ 127,262	\$ -	\$ 127,261.72	\$ 232,931	\$ 127,262	\$ 105,669	\$ (0)	
6	Dexter Consolidated Schools	VVWAJALJXRK6	\$ 614,291	\$ -	\$ 614,291.09	\$ 1,526,115	\$ 815,885	\$ 911,824	\$ (201,594)	
60	Dora Consolidated Schools	LADBKDFNDG3	\$ 86,405	\$ -	\$ 86,404.87	\$ 237,998	\$ 84,878	\$ 151,593	\$ 1,527	
54	Dulce Independent Schools	PQ2EJ5GKVRW3	\$ 2,007,739	\$ -	\$ 2,007,739.36	\$ 2,158,403	\$ 2,006,519	\$ 150,663	\$ 1,220	
58	Elida Municipal Schools	ZF7WQK38CB25	\$ 992	\$ -	\$ 991.51	\$ 89,668	\$ 2,902	\$ 88,677	\$ (1,911)	
55	Española Public Schools	UMKFJY7V6FX4	\$ 12,663,293	\$ -	\$ 12,663,292.75	\$ 12,852,243	\$ 12,852,343	\$ 188,950	\$ (189,050)	
80	Estancia Municipal Schools	F5TEUE2R44N4	\$ 295,523	\$ -	\$ 295,523.31	\$ 1,373,660	\$ 294,553	\$ 1,078,136	\$ 970	
32	Eunice Public Schools	S64LAENRKJQ1	\$ 637,368	\$ -	\$ 637,367.73	\$ 1,394,553	\$ 572,446	\$ 757,185	\$ 64,922	
65	Farmington Municipal Schools	F9K3UXV5ARB1	\$ 13,654,046	\$ -	\$ 13,654,046.34	\$ 19,967,085	\$ 14,909,539	\$ 6,313,038	\$ (1,255,493)	
59	Floyd Municipal Schools	J53KJL51D5Q2	\$ 225,146	\$ -	\$ 225,146.47	\$ 227,765	\$ 225,452	\$ 2,618	\$ (306)	


EXHIBIT C (24330 - FINAL FY23-24)



USDE - American Rescue Plan Act\_ESSER III (24330) FINAL AWARD FY23-24

OBMS ENTITY CODE	LOCAL EDUCATION AGENCY	UEI #	FY22-23 CARRYOVER	Amount of federal funds obligated by this sub-award to subrecipient		Total amount of federal funds obligated to subrecipient including current financial obligation		Total amount of the federal award committed to subrecipient		TOTAL AMOUNT TO BAR
				FY23-24 FINAL ALLOCATION		FY22-23 CARRYOVER & FY23-24 FINAL ALLOCATION	TOTAL AWARD TO SUBRECIPIENT	FY23-24 APPROVED BUDGET	FY22-23 EXPENDITURES	
16	Fort Sumner Municipal Schools	N6DACNB83SX6	\$ 522,044	\$ -	\$ 522,044.26	\$ 1,042,349	\$ 664,996	\$ 520,305	\$ (142,952)	
19	Gadsden Independent Schools	HMQPC8FP4RA9	\$ 43,937,149	\$ -	\$ 43,937,149.44	\$ 70,475,272	\$ 49,367,327	\$ 26,538,122	\$ (5,430,178)	
43	Gallup-McKinley County Schools	MZC6N49RJK8	\$ 25,593,747	\$ -	\$ 25,593,747.33	\$ 66,745,059	\$ 34,367,544	\$ 41,151,311	\$ (8,773,797)	
15	Grady Municipal Schools	TDGPD85NKCJ9	\$ 3	\$ -	\$ 3.31	\$ 10,607	\$ 3	\$ 10,604	\$ -	
88	Grants/Cibola County Schools	DQ5UMG72D8C5	\$ 3,105,183	\$ -	\$ 3,105,182.73	\$ 14,820,129	\$ 4,000,000	\$ 11,714,946	\$ (894,817)	
5	Hagerman Municipal Schools	EYJ9VYLPDG5	\$ 615,624	\$ -	\$ 615,624.30	\$ 876,168	\$ 576,970	\$ 260,544	\$ 38,654	
18	Hatch Valley Public Schools	KZCMLFLXUKK3	\$ 2,723,965	\$ -	\$ 2,723,964.58	\$ 5,844,940	\$ 2,879,241	\$ 3,120,975	\$ (155,276)	
33	Hobbs Municipal Schools	FL57DGXM1HN9	\$ 2,683,725	\$ -	\$ 2,683,725.14	\$ 18,619,996	\$ 3,559,712	\$ 15,936,271	\$ (875,987)	
39	Hondo Valley Public Schools	CMASDCM321H3	\$ 54,325	\$ -	\$ 54,325.32	\$ 342,198	\$ 8,417	\$ 287,873	\$ 45,908	
34	Jal Public Schools	K842RZQ9ME69	\$ 398,178	\$ -	\$ 398,177.56	\$ 639,826	\$ 386,850	\$ 241,649	\$ 11,328	
56	Jemez Mountain Public Schools	D8KRZ72WNGH9	\$ 1,141,264	\$ -	\$ 1,141,263.72	\$ 1,331,821	\$ 437,343	\$ 190,557	\$ 703,921	
63	Jemez Valley Public Schools	ZYDETYXRGNU1	\$ 1,023,540	\$ -	\$ 1,023,539.66	\$ 1,133,433	\$ 950,153	\$ 109,893	\$ 73,386	
7	Lake Arthur Municipal Schools	EHEPNH14M9U3	\$ 9,905	\$ -	\$ 9,904.82	\$ 260,586	\$ 9,905	\$ 250,681	\$ (0)	
17	Las Cruces Public Schools	CBBMXTJKLLQ8	\$ 49,718,491	\$ -	\$ 49,718,490.60	\$ 67,364,050	\$ 30,000,000	\$ 17,645,559	\$ 19,718,491	
69	Las Vegas City Public Schools	LJB2ZXYDH1H8	\$ 1,736,655	\$ -	\$ 1,736,655.16	\$ 4,353,252	\$ 1,770,936	\$ 2,616,597	\$ (34,281)	
51	Logan Municipal Schools	VAFEH4LEWQF4	\$ 163,462	\$ -	\$ 163,461.81	\$ 302,817	\$ 115,000	\$ 139,355	\$ 48,462	
29	Lordsburg Municipal Schools	HM7BSWJXWTM5	\$ 1,065,967	\$ -	\$ 1,065,966.84	\$ 1,836,900	\$ 1,007,000	\$ 770,933	\$ 58,967	
41	Los Alamos Public Schools	PJQFWJPMV9R7	\$ 112,949	\$ -	\$ 112,949.44	\$ 354,689	\$ 112,949	\$ 241,740	\$ (0)	
86	Los Lunas Public Schools	C3K9JREQYGJ4	\$ 11,799,497	\$ -	\$ 11,799,497.46	\$ 15,076,765	\$ 12,149,463	\$ 3,277,268	\$ (349,966)	
21	Loving Municipal Schools	TNQXBN1K8AZ3	\$ 420,702	\$ -	\$ 420,702.30	\$ 579,818	\$ 439,693	\$ 159,116	\$ (18,991)	
31	Lovington Municipal Schools	C8WLQGBRGJF8	\$ 1,138,560	\$ -	\$ 1,138,560.22	\$ 4,591,231	\$ 1,166,629	\$ 3,452,671	\$ (28,069)	
75	Magdalena Municipal Schools	GAR2VNVQRFC4	\$ 915,858	\$ -	\$ 915,858.01	\$ 2,670,655	\$ 719,592	\$ 1,754,797	\$ 196,266	
11	Maxwell Municipal Schools	ZM4APJPB8A13	\$ 87,332	\$ -	\$ 87,331.93	\$ 185,403	\$ 96,069	\$ 98,071	\$ (8,737)	
14	Melrose Municipal Schools	FELYMPGSDKE5	\$ 57,670	\$ -	\$ 57,669.58	\$ 278,769	\$ 58,000	\$ 221,100	\$ (330)	
78	Mesa Vista Consolidated Schools	XV58NTBZLER3	\$ 579,559	\$ -	\$ 579,558.69	\$ 1,007,661	\$ 578,502	\$ 428,102	\$ 1,057	
44	Mora Independent Schools	CD1ZKEKL29M5	\$ 675,966	\$ -	\$ 675,966.24	\$ 964,071	\$ 676,687	\$ 288,105	\$ (721)	
81	Moriarty-Edgewood School District	MKL6AMGSVS95	\$ 3,785,801	\$ -	\$ 3,785,800.77	\$ 5,181,377	\$ 4,378,534	\$ 1,395,576	\$ (592,733)	
82	Mountainair Public Schools	L652ZDKDZLD1	\$ 905,751	\$ -	\$ 905,750.74	\$ 1,527,011	\$ 905,046	\$ 621,260	\$ 705	
70	Pecos Independent School District	W1K6NKFLH7B1	\$ 956,803	\$ -	\$ 956,802.62	\$ 1,394,354	\$ 1,122,298	\$ 437,551	\$ (165,495)	
77	Peñasco Independent Schools	LYBFHC93LVG6	\$ 1,259,184	\$ -	\$ 1,259,183.96	\$ 1,600,486	\$ 1,025,192	\$ 341,302	\$ 233,992	
72	Pojoaque Valley Public Schools	P5KAVKKRHMB5	\$ 2,229,070	\$ -	\$ 2,229,070.11	\$ 2,349,630	\$ 2,150,727	\$ 120,560	\$ 78,343	


EXHIBIT C (24330 - FINAL FY23-24)



USDE - American Rescue Plan Act\_ESSER III (24330) FINAL AWARD FY23-24

OBMS ENTITY CODE	LOCAL EDUCATION AGENCY	UEI #	FY22-23 CARRYOVER	Amount of federal funds obligated by this sub-award to subrecipient		Total amount of federal funds obligated to subrecipient including current financial obligation		Total amount of the federal award committed to subrecipient		TOTAL AMOUNT TO BAR
				FY23-24 FINAL ALLOCATION		FY22-23 CARRYOVER & FY23-24 FINAL ALLOCATION	TOTAL AWARD TO SUBRECIPIENT	FY23-24 APPROVED BUDGET	FY22-23 EXPENDITURES	
57	Portales Municipal Schools	PHAUQ2DZBFU1	\$ 4,608,792	\$ -	\$ 4,608,791.78	\$ 8,134,761	\$ 4,712,566	\$ 3,525,969	\$ (103,774)	
3	Quemado Independent Schools	RSJPSF9DWYD3	\$ 585,070	\$ -	\$ 585,070.08	\$ 1,152,369	\$ 1,053,818	\$ 567,299	\$ (468,748)	
79	Questa Independent Schools	MNMYNK9YTD66	\$ 751,473	\$ -	\$ 751,472.61	\$ 1,278,645	\$ 753,523	\$ 527,173	\$ (2,050)	
9	Raton Public Schools	NMX9DKXL3N9	\$ 1,690,627	\$ -	\$ 1,690,627.30	\$ 2,383,061	\$ 1,634,439	\$ 692,434	\$ 56,188	
2	Reserve Independent Schools	PHSRMV4EG479	\$ 300,534	\$ -	\$ 300,533.63	\$ 575,418	\$ 300,751	\$ 274,885	\$ (217)	
83	Rio Rancho Public Schools	HLMCBLZY6MY5	\$ 7,009,076	\$ -	\$ 7,009,075.81	\$ 16,692,093	\$ 9,493,042	\$ 9,683,017	\$ (2,483,966)	
4	Roswell Independent Schools	MAH8L9WC2YJ9	\$ 15,447,738	\$ -	\$ 15,447,738.39	\$ 23,979,594	\$ 16,571,596	\$ 8,531,855	\$ (1,123,858)	
27	Roy Municipal Schools	LHUQPPABYJN6	\$ 8,822	\$ -	\$ 8,822.27	\$ 8,822	\$ -	\$ -	\$ 8,822	
36	Ruidoso Municipal Schools	SL6MEK736S11	\$ 3,224,052	\$ -	\$ 3,224,052.35	\$ 4,094,195	\$ 2,946,644	\$ 870,142	\$ 277,408	
52	San Jon Municipal Schools	HLQPGBVT3LD3	\$ 167,640	\$ -	\$ 167,639.65	\$ 226,416	\$ 186,505	\$ 58,777	\$ (18,865)	
71	Santa Fe Public Schools	MGFPHU7UFLC4	\$ 8,459,361	\$ -	\$ 8,459,361.39	\$ 21,065,782	\$ 8,271,477	\$ 12,606,421	\$ 187,884	
25	Santa Rosa Consolidated Schools	ZCP4AULV5HA3	\$ 943,526	\$ -	\$ 943,525.62	\$ 1,581,216	\$ 968,327	\$ 637,690	\$ (24,802)	
23	Silver Consolidated School District	VLMFMX65NLJ4	\$ 5,540,262	\$ -	\$ 5,540,262.25	\$ 7,221,289	\$ 4,200,000	\$ 1,681,027	\$ 1,340,262	
74	Socorro Consolidated Schools	WKADYTEP8Q85	\$ 3,607,241	\$ -	\$ 3,607,240.82	\$ 7,061,209	\$ 3,928,256	\$ 3,453,968	\$ (321,015)	
10	Springer Municipal Schools	QJ1WG6ZWQNB7	\$ 291,620	\$ -	\$ 291,619.74	\$ 474,849	\$ 293,855	\$ 183,229	\$ (2,235)	
76	Taos Municipal Schools	GXFMLNAG5D56	\$ 4,054,643	\$ -	\$ 4,054,643.03	\$ 7,645,805	\$ 4,314,830	\$ 3,591,162	\$ (260,187)	
35	Tatum Municipal Schools	H8DBJFPKR7E1	\$ 126,480	\$ -	\$ 126,480.31	\$ 449,474	\$ 129,718	\$ 322,994	\$ (3,238)	
13	Texico Municipal Schools	HG6BHDCZNVH3	\$ 482,894	\$ -	\$ 482,894.16	\$ 1,217,771	\$ 440,469	\$ 734,877	\$ 42,425	
73	Truth or Consequences Municipal Schools	LMJJJWCKJMP3	\$ 3,861,963	\$ -	\$ 3,861,962.65	\$ 5,629,173	\$ 3,430,636	\$ 1,767,210	\$ 431,327	
49	Tucumcari Public Schools	EHWCVKVPAQ5	\$ 2,340,093	\$ -	\$ 2,340,092.82	\$ 4,109,100	\$ 2,340,092	\$ 1,769,008	\$ 1	
47	Tularosa Municipal Schools	NPP3J8DJM3K3	\$ 2,239,501	\$ -	\$ 2,239,501.21	\$ 4,056,998	\$ 2,200,000	\$ 1,817,497	\$ 39,501	
26	Vaughn Municipal Schools	DJZAMJ963WZ4	\$ 148,333	\$ -	\$ 148,333.32	\$ 248,586	\$ 130,930	\$ 100,253	\$ 17,403	
45	Wagon Mound Public Schools	GLY9SSWB74A3	\$ 812,342	\$ -	\$ 812,341.86	\$ 912,717	\$ 710,857	\$ 100,375	\$ 101,485	
68	West Las Vegas Public Schools	JLANMKASDL69	\$ 2,337,315	\$ -	\$ 2,337,314.68	\$ 6,785,308	\$ 2,273,363	\$ 4,447,993	\$ 63,952	
89	Zuni Public School District	XU9NS37898M4	\$ 7,394,188	\$ -	\$ 7,394,187.67	\$ 8,120,131	\$ 7,284,160	\$ 725,943	\$ 110,028	
STATE CHARTERS										
580-001	21st Century Public Academy	TMY5QTLRR8V1	\$ 378,784	\$ -	\$ 378,784.33	\$ 803,461	\$ 72,768	\$ 424,676	\$ 306,016	
579-001	ACES Technical Charter School	CVFEQ5MQ26V7	\$ -	\$ -	\$ -	\$ 172,985	\$ 9,965	\$ 172,985	\$ (9,965)	
528-001	Albuquerque Bilingual Academy	N1YCEGJGSJ69	\$ 423,543	\$ -	\$ 423,542.95	\$ 1,349,446	\$ 336,037	\$ 925,903	\$ 87,506	
574-001	Albuquerque Collegiate Charter School	CH65KADW1N29	\$ 230,963	\$ -	\$ 230,963.44	\$ 537,944	\$ 239,667	\$ 306,980	\$ (8,704)	
524-001	AIMS @ UNM	JESBYAJUGH55	\$ 192,823	\$ -	\$ 192,823.31	\$ 233,341	\$ 195,836	\$ 40,518	\$ (3,013)	


EXHIBIT C (24330 - FINAL FY23-24)



USDE - American Rescue Plan Act\_ESSER III (24330) FINAL AWARD FY23-24

OBMS ENTITY CODE	LOCAL EDUCATION AGENCY	UEI #	FY22-23 CARRYOVER	Amount of federal funds obligated by this sub-award to subrecipient		Total amount of federal funds obligated to subrecipient including current financial obligation		Total amount of the federal award committed to subrecipient		TOTAL AMOUNT TO BAR
				FY23-24 FINAL ALLOCATION		FY22-23 CARRYOVER & FY23-24 FINAL ALLOCATION	TOTAL AWARD TO SUBRECIPIENT	FY23-24 APPROVED BUDGET	FY22-23 EXPENDITURES	
516-001	Albuquerque School of Excellence	K2PNAF1FMK27	\$ 1,785,974	\$ -	\$ 1,785,974.36	\$ 2,554,413	\$ 1,765,515	\$ 768,439	\$ 20,459	
517-001	Albuquerque Sign Language Academy (The)	QT5SEMNS7VE7	\$ 210,175	\$ -	\$ 210,175.45	\$ 350,727	\$ 189,720	\$ 140,552	\$ 20,455	
532-001	Aldo Leopold High School	U72RT1D298F4	\$ 81,708	\$ -	\$ 81,707.81	\$ 362,361	\$ -	\$ 280,654	\$ 81,708	
511-001	Alma d' arte Charter High School	Q22NV9GL3F19	\$ 82,541	\$ -	\$ 82,541.00	\$ 418,923	\$ 50,000	\$ 336,382	\$ 32,541	
575-001	Altura Preparatory School	JDPMEJPNHWJ1	\$ 135,291	\$ -	\$ 135,291.34	\$ 358,080	\$ 100,000	\$ 222,789	\$ 35,291	
525-001	Amy Biehl Charter High School	F2F8MLNXXUC7	\$ 271,491	\$ -	\$ 271,490.72	\$ 584,381	\$ 243,936	\$ 312,891	\$ 27,555	
520-001	ASK Academy (The)	GRJ6QZLK9EK8	\$ 29,033	\$ -	\$ 29,033.32	\$ 282,126	\$ 44,146	\$ 253,092	\$ (15,113)	
512-001	Cesar Chavez Community School	M89CJESJ63K5	\$ 242,368	\$ -	\$ 242,367.64	\$ 707,140	\$ 237,622	\$ 464,772	\$ 4,746	
562-001	Dzit Dit Lool School of Empowerment, Action and Perseverance	CLKJX6KE5GM4	\$ 139,750	\$ -	\$ 139,749.87	\$ 245,589	\$ 66,077	\$ 105,839	\$ 73,673	
550-001	Estancia Valley Classical Academy	RARRGG8EJ327	\$ 284,983	\$ -	\$ 284,982.76	\$ 684,274	\$ -	\$ 399,292	\$ 284,983	
557-001	Explore Academy	WEJ3ECH5P8D5	\$ -	\$ -	\$ -	\$ 1,046,724	\$ 280,632	\$ 1,046,724	\$ (280,632)	
581-001	Explore Academy - Las Cruces	C4AKEYECETH7	\$ 42,112	\$ -	\$ 42,112.35	\$ 220,200	\$ 42,112	\$ 178,088	\$ -	
503-001	Horizon Academy West	KWJ7ZX9KPUW3	\$ 232,212	\$ -	\$ 232,211.65	\$ 895,753	\$ 202,500	\$ 663,541	\$ 29,712	
573-001	Hózhó Academy	ZP2TF8RAKL48	\$ 568,065	\$ -	\$ 568,065.26	\$ 1,530,663	\$ 568,064	\$ 962,598	\$ 1	
535-001	J. Paul Taylor Academy	SF24Z81T6J31	\$ 89,263	\$ -	\$ 89,263.22	\$ 313,690	\$ 50,000	\$ 224,426	\$ 39,263	
560-001	La Academia Dolores Huerta	LDXMLL97LKF1	\$ 60,655	\$ -	\$ 60,654.82	\$ 314,068	\$ 58,648	\$ 253,413	\$ 2,007	
567-001	Las Montañas Charter School	FWLSKPN75P27	\$ 333,493	\$ -	\$ 333,493.18	\$ 635,146	\$ 420,447	\$ 301,652	\$ (86,954)	
547-001	McCurdy Charter School	M9X9GN9JNNB5	\$ 529,699	\$ -	\$ 529,698.99	\$ 988,242	\$ 525,585	\$ 458,543	\$ 4,114	
501-001	Media Arts Collaborative Charter School	FGDRPNXN8UQ7	\$ 202,843	\$ -	\$ 202,842.71	\$ 550,557	\$ 150,000	\$ 347,714	\$ 52,843	
578-001	Middle College High School	LYCFS2WXPQ3	\$ 62,000	\$ -	\$ 61,999.79	\$ 307,607	\$ 61,521	\$ 245,607	\$ 478	
542-001	Mission Achievement and Success Charter School	HVRFS8K3J5R8	\$ 2,275,558	\$ -	\$ 2,275,558.10	\$ 6,915,508	\$ 2,000,000	\$ 4,639,950	\$ 275,558	
564-001	Monte del Sol Charter School	JLQBBQ6ZZS93	\$ 154,340	\$ -	\$ 154,339.85	\$ 491,279	\$ 161,911	\$ 336,940	\$ (7,571)	
529-001	Montessori Elementary School (The)	R31LVW4EY7G2	\$ 43,708	\$ -	\$ 43,707.75	\$ 459,402	\$ 43,344	\$ 415,695	\$ 363	
549-001	New America School of Las Cruces	FMP4UNLQU286	\$ 239,816	\$ -	\$ 239,816.11	\$ 410,750	\$ 223,432	\$ 170,934	\$ 16,384	
554-001	New Mexico Connections Academy	L5LTKFTYMM61	\$ 1,158,784	\$ -	\$ 1,158,783.50	\$ 2,432,508	\$ 1,150,000	\$ 1,273,725	\$ 8,784	
509-001	New Mexico School for the Arts	H9E9JBL5MM5	\$ 41,377	\$ -	\$ 41,377.26	\$ 207,698	\$ 34,950	\$ 166,321	\$ 6,427	
504-001	North Valley Academy	ST3GNJU3JY5	\$ 554,033	\$ -	\$ 554,033.32	\$ 1,307,778	\$ 430,511	\$ 753,745	\$ 123,522	
577-001	Raices del Saber Xinachtli Community School	U3CMKJ2HEP65	\$ 180,277	\$ -	\$ 180,277.20	\$ 322,605	\$ 178,871	\$ 142,327	\$ 1,406	
539-001	Red River Valley Charter School	GJ9WCNDXZJA6	\$ 267,355	\$ -	\$ 267,354.60	\$ 345,557	\$ 280,255	\$ 78,202	\$ (12,900)	
570-001	Roots and Wings Community School	LYQAXV8YCNL5	\$ 107,119	\$ -	\$ 107,119.35	\$ 120,160	\$ 107,119	\$ 13,040	\$ 0	
563-001	Sandoval Academy of Bilingual Education	CPWDBX87R7S5	\$ 140,488	\$ -	\$ 140,487.74	\$ 378,482	\$ 149,493	\$ 237,994	\$ (9,005)	

EXHIBIT C (24330 - FINAL FY23-24)



USDE - American Rescue Plan Act\_ESSER III (24330) FINAL AWARD FY23-24

OBMS ENTITY CODE	LOCAL EDUCATION AGENCY	UEI #	FY22-23 CARRYOVER	Amount of federal funds obligated by this sub-award to subrecipient		Total amount of federal funds obligated to subrecipient including current financial obligation		Total amount of the federal award committed to subrecipient		TOTAL AMOUNT TO BAR
				FY23-24 FINAL ALLOCATION		FY22-23 CARRYOVER & FY23-24 FINAL ALLOCATION	TOTAL AWARD TO SUBRECIPIENT	FY23-24 APPROVED BUDGET	FY22-23 EXPENDITURES	
505-001	School of Dreams Academy	XS13KKJ34R86	\$ 49	\$ -	\$ 49.37	\$ 910,661	\$ -	\$ 910,611	\$ 49	
568-001	Six Directions Indigenous Charter School	KFYJG4K8ZMC4	\$ 173,195	\$ -	\$ 173,195.49	\$ 287,318	\$ 172,161	\$ 114,122	\$ 1,034	
576-001	Solare Collegiate Charter School	ZB1STNXGP567	\$ 970,266	\$ -	\$ 970,265.97	\$ 1,143,119	\$ 800,000	\$ 172,853	\$ 170,266	
515-001	South Valley Preparatory School	WKLQR6WJFUQ5	\$ 355,758	\$ -	\$ 355,758.36	\$ 704,277	\$ 342,853	\$ 348,519	\$ 12,905	
544-001	Southwest Aeronautics, Mathematics, and Science Academy	E21FVZNRUR5	\$ 140,655	\$ -	\$ 140,655.34	\$ 286,478	\$ 152,530	\$ 145,823	\$ (11,875)	
530-001	Southwest Preparatory Learning Center	UDDKJCVZXA4	\$ 260,917	\$ -	\$ 260,917.24	\$ 490,654	\$ 255,867	\$ 229,736	\$ 5,050	
531-001	Southwest Secondary Learning Center	J8MCWUYXXVN7	\$ 143,697	\$ -	\$ 143,696.76	\$ 316,648	\$ 130,000	\$ 172,951	\$ 13,697	
510-001	Taos Academy	LBW4T1KCJ2Y8	\$ 216,956	\$ -	\$ 216,955.92	\$ 414,719	\$ 215,939	\$ 197,763	\$ 1,017	
521-001	Taos Integrated School of the Arts	U2RKZ3ZCGQQ9	\$ 426,703	\$ -	\$ 426,703.31	\$ 449,190	\$ 440,846	\$ 22,487	\$ (14,143)	
555-001	Taos International Charter School	C1GXNKKEQ5J4	\$ 402,993	\$ -	\$ 402,992.88	\$ 678,508	\$ 426,995	\$ 275,515	\$ (24,002)	
536-001	GREAT Academy (The)	SS8MM7XBQVE1	\$ 134,192	\$ -	\$ 134,192.04	\$ 432,699	\$ 131,410	\$ 298,507	\$ 2,782	
518-001	Tierra Adentro	R5NKMW6NWLZ3	\$ 223,699	\$ -	\$ 223,698.92	\$ 700,405	\$ 210,799	\$ 476,706	\$ 12,900	
565-001	Tierra Encantada Charter School	KRK7BW94TUN4	\$ 51,388	\$ -	\$ 51,388.39	\$ 547,265	\$ 52,043	\$ 495,877	\$ (655)	
566-001	Turquoise Trail Charter School	J7KQPXL6M2K9	\$ 288,499	\$ -	\$ 288,499.42	\$ 1,088,838	\$ 312,815	\$ 800,339	\$ (24,316)	
552-001	Walatowa High Charter School	JJDLVLMJVK7	\$ 87,453	\$ -	\$ 87,453.00	\$ 110,487	\$ 86,640	\$ 23,034	\$ 813	
	<b>GRAND TOTAL</b>		<b>\$ 536,878,295</b>	<b>\$ -</b>	<b>\$ 536,878,295</b>	<b>\$ 881,621,903</b>	<b>\$ 561,656,442</b>	<b>\$ 344,743,607</b>	<b>\$ (24,778,147)</b>	