



EXHIBIT C (24153 -CARRYOVER & FINAL FY23-24)



Title III - English Language Acquisition (24153) CARRYOVER & FINAL AWARD FY23-24

OBMS ENTITY CODE	LOCAL EDUCATION AGENCY	UEI #	FY 20-21, FY21-22, FY22-23 CARRYOVER	Amount of federal funds obligated by this sub-award to subrecipient	Total amount of federal funds obligated to subrecipient including current financial obligation	Total amount of the federal award committed to subrecipient	FY23-24 APPROVED BUDGET	TOTAL AMOUNT TO BAR
				FY23-24 FINAL ALLOCATION	FY20-21, FY21-22, FY22-23-CARRYOVER & FY23-24 FINAL ALLOCATION	TOTAL AWARD TO SUBRECIPIENT		
46	Alamogordo Public Schools	DGD9RLTTLRN5	\$ 33,389	\$ 21,317	\$ 54,706.13	\$ 54,706	\$ 20,530	\$ 34,176
1	Albuquerque Public Schools	RHSNF9JSGLJ5	\$ 1,855,544	\$ 1,550,987	\$ 3,406,530.63	\$ 3,406,531	\$ 1,493,714	\$ 1,912,817
22	Artesia Public Schools	R163HN37CQB4	\$ 58,195	\$ 32,563	\$ 90,758.23	\$ 90,758	\$ 31,360	\$ 59,398
64	Aztec Municipal Schools	CJ25J5KWVLJ5	\$ 5,410	\$ 14,277	\$ 19,687.24	\$ 19,687	\$ 13,750	\$ 5,938
87	Belen Consolidated Schools	GPVFNQ5CAW7	\$ 118,004	\$ 47,524	\$ 165,528.49	\$ 165,528	\$ 137,786	\$ 27,742
61	Bernalillo Public Schools	QJQLCDZ32KM5	\$ 54,802	\$ 90,403	\$ 145,205.24	\$ 145,205	\$ 68,264	\$ 76,941
66	Bloomfield Schools	YRPHM8YCN495	\$ 43,653	\$ 21,953	\$ 65,606.29	\$ 65,606	\$ 21,142	\$ 44,464
20	Carlsbad Municipal Schools	FLH1JLF6JLJ3	\$ 9,536	\$ 84,683	\$ 94,219.08	\$ 94,219	\$ 81,556	\$ 12,663
67	Central Consolidated Schools	CXQZVRZCCF41	\$ 313,441	\$ 170,637	\$ 484,077.44	\$ 484,077	\$ 164,336	\$ 319,741
53	Chama Valley Independent Schools	PGGMA8XAW583	\$ -	\$ 4,694	\$ 4,693.74	\$ 4,694	\$ -	\$ 4,694
12	Clovis Municipal Schools	RHLXA1JJC994	\$ 148,809	\$ 108,054	\$ 256,862.68	\$ 256,863	\$ 104,064	\$ 152,799
24	Cobre Consolidated Schools	N276L1YAZL51	\$ -	\$ 6,894	\$ 6,893.93	\$ 6,894	\$ -	\$ 6,894
62	Cuba Independent Schools	MGPNE9CQBLN8	\$ 22,253	\$ 29,238	\$ 51,490.82	\$ 51,491	\$ 28,158	\$ 23,333
42	Deming Public Schools	XPL2VUTAG733	\$ 190,262	\$ 222,953	\$ 413,214.31	\$ 413,214	\$ 214,720	\$ 198,494
6	Dexter Consolidated Schools	VWWAJALJXRK6	\$ 9,132	\$ 18,677	\$ 27,809.59	\$ 27,810	\$ 17,987	\$ 9,823
54	Dulce Independent Schools	PQ2EJ5GKVRW3	\$ -	\$ 10,903	\$ 10,903.16	\$ 10,903	\$ -	\$ 10,903
55	Española Public Schools	UMKFJY7V6FX4	\$ 113,212	\$ 65,908	\$ 179,119.96	\$ 179,120	\$ 63,474	\$ 115,646
65	Farmington Municipal Schools	F9K3UXV5ARB1	\$ 108,842	\$ 132,843	\$ 241,684.97	\$ 241,685	\$ 127,937	\$ 113,748
19	Gadsden Independent Schools	HMQPC8FP4RA9	\$ 130,704	\$ 560,951	\$ 691,654.82	\$ 691,655	\$ 540,236	\$ 151,419
43	Gallup-McKinley County Schools	MZC6N49RJK8	\$ 208,517	\$ 378,530	\$ 587,047.48	\$ 587,047	\$ 364,553	\$ 222,494
88	Grants/Cibola County Schools	DQ5UMG72D8C5	\$ 51,205	\$ 39,652	\$ 90,857.19	\$ 90,857	\$ 38,188	\$ 52,669
18	Hatch Valley Public Schools	KZCMLFLXUKK3	\$ 5,634	\$ 59,552	\$ 65,186.21	\$ 65,186	\$ 57,353	\$ 7,833
33	Hobbs Municipal Schools	FL57DGXM1HN9	\$ 254,639	\$ 212,734	\$ 467,373.20	\$ 467,373	\$ 204,878	\$ 262,495
56	Jemez Mountain Public Schools	D8KRZ72WNGH9	\$ -	\$ 3,423	\$ 3,422.52	\$ 3,423	\$ -	\$ 3,423
17	Las Cruces Public Schools	CBBMXTJKLLQ8	\$ 446,153	\$ 363,667	\$ 809,820.02	\$ 809,820	\$ 350,237	\$ 459,583
69	Las Vegas City Public Schools	LJB2ZXYDH1H8	\$ -	\$ 11,245	\$ 11,245.41	\$ 11,245	\$ -	\$ 11,245
41	Los Alamos Public Schools	PJQFWJPMV9R7	\$ 17,378	\$ 14,668	\$ 32,046.00	\$ 32,046	\$ 14,126	\$ 17,920
86	Los Lunas Public Schools	C3K9JREQYGJ4	\$ 201,744	\$ 104,485	\$ 306,228.35	\$ 306,228	\$ 100,626	\$ 205,602
21	Loving Municipal Schools	TNQXBN1K8AZ3	\$ -	\$ 9,779	\$ 9,778.62	\$ 9,779	\$ -	\$ 9,779

EXHIBIT C (24153 -CARRYOVER & FINAL FY23-24)




NEW MEXICO

Public Education Department

Title III - English Language Acquisition (24153) CARRYOVER & FINAL AWARD FY23-24

OBMS ENTITY CODE	LOCAL EDUCATION AGENCY	UEI #	FY 20-21, FY21-22, FY22-23 CARRYOVER	Amount of federal funds obligated by this sub-award to subrecipient	Total amount of federal funds obligated to subrecipient including current financial obligation	Total amount of the federal award committed to subrecipient	FY23-24 APPROVED BUDGET	TOTAL AMOUNT TO BAR
				FY23-24 FINAL ALLOCATION	FY20-21, FY21-22, FY22-23-CARRYOVER & FY23-24 FINAL ALLOCATION	TOTAL AWARD TO SUBRECIPIENT		
31	Lovington Municipal Schools	C8WLQGBRGJF8	\$ 194,550	\$ 101,453	\$ 296,003.23	\$ 296,003	\$ 107,124	\$ 188,879
78	Mesa Vista Consolidated Schools	XV58NTBZLER3	\$ -	\$ 2,151	\$ 2,151.30	\$ 2,151	\$ -	\$ 2,151
81	Moriarty-Edgewood School District	MKL6AMGSVS95	\$ 14,385	\$ -	\$ 14,384.93	\$ 14,385	\$ -	\$ 14,385
70	Pecos Independent School District	W1K6NKFLH7B1	\$ -	\$ 5,085	\$ 5,084.88	\$ 5,085	\$ -	\$ 5,085
77	Peñasco Independent Schools	LYBFHC93LVG6	\$ -	\$ 1,613	\$ 1,613.47	\$ 1,613	\$ -	\$ 1,613
72	Pojoaque Valley Public Schools	P5KAVKKRHMB5	\$ 59,156	\$ 18,824	\$ 77,979.56	\$ 77,980	\$ 18,129	\$ 59,851
57	Portales Municipal Schools	PHAUQ2DZBFU1	\$ 54,208	\$ 33,003	\$ 87,210.71	\$ 87,211	\$ 31,785	\$ 55,426
79	Questa Independent Schools	MNMYNK9YTD66	\$ -	\$ 978	\$ 977.86	\$ 978	\$ -	\$ 978
9	Raton Public Schools	NMX9DKXLT3N9	\$ -	\$ 1,956	\$ 1,955.72	\$ 1,956	\$ -	\$ 1,956
83	Rio Rancho Public Schools	HLMCBLZY6MY5	\$ 3,128	\$ 87,030	\$ 90,157.24	\$ 90,157	\$ 83,816	\$ 6,341
4	Roswell Independent Schools	MAH8L9WC2YJ9	\$ 117,733	\$ 126,144	\$ 243,876.86	\$ 243,877	\$ 121,486	\$ 122,391
36	Ruidoso Municipal Schools	SL6MEK736S11	\$ 37,982	\$ 20,291	\$ 58,272.50	\$ 58,272	\$ 19,542	\$ 38,730
71	Santa Fe Public Schools	MGFPHU7UFLC4	\$ 578,242	\$ 343,425	\$ 921,667.04	\$ 921,667	\$ 330,744	\$ 590,923
76	Taos Municipal Schools	GXFMLNAG5D56	\$ 41,348	\$ 20,095	\$ 61,442.76	\$ 61,443	\$ 20,294	\$ 41,149
73	Truth or Consequences Municipal Schools	LMJJWCKJMP3	\$ -	\$ 10,463	\$ 10,463.12	\$ 10,463	\$ 10,077	\$ 386
45	Wagon Mound Public Schools	GLY9SSWB74A3	\$ -	\$ 587	\$ 586.72	\$ 587	\$ -	\$ 587
68	West Las Vegas Public Schools	JLANMKASDL69	\$ -	\$ 6,649	\$ 6,649.46	\$ 6,649	\$ -	\$ 6,649
89	Zuni Public School District	XU9NS37898M4	\$ 87,090	\$ 46,937	\$ 134,027.79	\$ 134,028	\$ 45,204	\$ 88,824
STATE CHARTERS								
580-001	21st Century Public Academy	TMY5QTLRR8V1	\$ -	\$ 4,156	\$ 4,155.91	\$ 4,156	\$ -	\$ 4,156
528-001	Albuquerque Bilingual Academy	N1YCEGJGSJ69	\$ 33,391	\$ 20,388	\$ 53,779.11	\$ 53,779	\$ 19,636	\$ 34,143
516-001	Albuquerque School of Excellence	K2PNAF1FMK27	\$ 26,173	\$ 16,086	\$ 42,258.81	\$ 42,259	\$ 15,492	\$ 26,767
542-001	Mission Achievement and Success Charter School	HVRFS8K3J5R8	\$ 3,133	\$ 68,890	\$ 72,023.81	\$ 72,024	\$ 66,347	\$ 5,677
564-001	Monte del Sol Charter School	JLQBBQ6ZZS93	\$ -	\$ 9,339	\$ 9,338.58	\$ 9,339	\$ -	\$ 9,339
549-001	New America School of Las Cruces	FMP4UNLQU286	\$ -	\$ 3,374	\$ 3,373.62	\$ 3,374	\$ -	\$ 3,374
005-020	Pecos Cyber Academy	MN8HKMQTJLH3	\$ -	\$ 5,867	\$ 5,867.17	\$ 5,867	\$ -	\$ 5,867
563-001	Sandoval Academy of Bilingual Education	CPWDBX87R7S5	\$ -	\$ 4,400	\$ 4,400.38	\$ 4,400	\$ -	\$ 4,400
505-001	School of Dreams Academy	XS13KKJ34R86	\$ 22,719	\$ 6,894	\$ 29,613.37	\$ 29,613	\$ -	\$ 29,613
555-001	Taos International Charter School	C1GXNKKEQ5J4	\$ -	\$ 1,956	\$ 1,955.72	\$ 1,956	\$ -	\$ 1,956

EXHIBIT C (24153 -CARRYOVER & FINAL FY23-24)



Title III - English Language Acquisition (24153) CARRYOVER & FINAL AWARD FY23-24

OBMS ENTITY CODE	LOCAL EDUCATION AGENCY	UEI #	FY 20-21, FY21-22, FY22-23 CARRYOVER	Amount of federal funds obligated by this sub-award to subrecipient	Total amount of federal funds obligated to subrecipient including current financial obligation	Total amount of the federal award committed to subrecipient	FY23-24 APPROVED BUDGET	TOTAL AMOUNT TO BAR
				FY23-24 FINAL ALLOCATION	FY20-21, FY21-22, FY22-23-CARRYOVER & FY23-24 FINAL ALLOCATION	TOTAL AWARD TO SUBRECIPIENT		
566-001	Turquoise Trail Charter School	J7KQPXL6M2K9	\$ 41,205	\$ 13,886	\$ 55,090.67	\$ 55,091	\$ 22,367	\$ 32,724
RURAL EDUCATION COOPERATIVES								
990-000	REC 2	PQQGTSEJL9X3	\$ 107,270	\$ -	\$ 107,269.79	\$ 107,270	\$ 66,246	\$ 41,023
999-000	REC 10	U6VPA3UNRNQ5	\$ 34,336	\$ -	\$ 34,336.19	\$ 34,336	\$ 12,473	\$ 21,864
GRAND TOTAL			\$ 5,856,508	\$ 5,375,112	\$ 11,231,620	\$ 11,231,620	\$ 5,249,737	\$ 5,981,883