



EXHIBIT B (24189 -Carryover and Planning Award FY23-24)



USDE - Elementary & Secondary Education Act/Title IV (24189) Carryover & Planning Award FY23-24

OBMS ENTITY CODE	LOCAL EDUCATION AGENCY	UEI #	FY 20-21, FY21-22, FY22-23 CARRYOVER	Amount of federal funds obligated by this sub-award to subrecipient	Total amount of federal funds obligated to subrecipient including current financial obligation	Total amount of the federal award committed to subrecipient	FY23-24 APPROVED BUDGET	TOTAL AMOUNT TO BAR
				FY23-24 PLANNING ALLOCATION	FY20-21, FY21-22, FY22-23-CARRYOVER & FY23-24 PLANNING ALLOCATION	TOTAL AWARD TO SUBRECIPIENT		
46	Alamogordo Public Schools	DGD9RLTTLRN5	\$ 89,825	\$ 152,407	\$ 242,231.66	\$ 242,232	\$ 188,354	\$ 53,878
1	Albuquerque Public Schools	RHSNF9JSGJ5	\$ 1,245,625	\$ 2,501,897	\$ 3,747,522.34	\$ 3,747,522	\$ 3,288,382	\$ 459,140
30	Animas Public Schools	GHDFJ5EYDGH4	\$ 2,970	\$ 10,000	\$ 12,970.09	\$ 12,970	\$ 12,970	\$ (0)
22	Artesia Public Schools	R163HN37CQB4	\$ 67,858	\$ 55,223	\$ 123,081.24	\$ 123,081	\$ 123,986	\$ (905)
64	Aztec Municipal Schools	CJ25J5KWVLJ5	\$ 13,122	\$ 87,401	\$ 100,523.54	\$ 100,524	\$ 93,426	\$ 7,097
87	Belen Consolidated Schools	GPVFNCQ5CAW7	\$ 176,297	\$ 102,198	\$ 278,495.49	\$ 278,495	\$ 242,758	\$ 35,737
61	Bernalillo Public Schools	QJQLCDZ32KM5	\$ 95,076	\$ 70,741	\$ 165,817.09	\$ 165,817	\$ 70,741	\$ 95,076
66	Bloomfield Schools	YRPHM8YCN495	\$ 2,276	\$ 113,240	\$ 115,515.15	\$ 115,515	\$ 92,680	\$ 22,836
40	Capitan Municipal Schools	PL4MS28VCSM6	\$ 20,536	\$ 14,424	\$ 34,960.19	\$ 34,960	\$ 20,124	\$ 14,836
20	Carlsbad Municipal Schools	FLH1JLF6JL3	\$ 740	\$ 89,968	\$ 90,707.97	\$ 90,708	\$ 99,563	\$ (8,855)
37	Carrizozo Municipal Schools	EU8CHANWG677	\$ 10,715	\$ 15,503	\$ 26,217.65	\$ 26,218	\$ 15,503	\$ 10,715
67	Central Consolidated Schools	CXQZVRZCCF41	\$ 241,587	\$ 237,334	\$ 478,920.76	\$ 478,921	\$ 628,851	\$ (149,930)
53	Chama Valley Independent Schools	PGGMA8XAW583	\$ 8,392	\$ 10,276	\$ 18,668.08	\$ 18,668	\$ 10,276	\$ 8,392
8	Cimarron Municipal Schools	CE7CGVFWPJM9	\$ 971	\$ 10,000	\$ 10,970.58	\$ 10,971	\$ 10,969	\$ 2
84	Clayton Municipal Schools	SKJGSPT9K1B3	\$ 19,450	\$ 16,529	\$ 35,979.55	\$ 35,980	\$ 23,649	\$ 12,331
48	Cloudcroft Municipal Schools	UA44RH8EGQH5	\$ 16,598	\$ 11,579	\$ 28,177.65	\$ 28,178	\$ 32,614	\$ (4,436)
12	Clovis Municipal Schools	RHLXA1JJC994	\$ 152,222	\$ 188,780	\$ 341,001.94	\$ 341,002	\$ 241,100	\$ 99,902
24	Cobre Consolidated Schools	N276L1YAZL51	\$ 61,404	\$ 28,255	\$ 89,659.13	\$ 89,659	\$ 80,000	\$ 9,659
38	Corona Public Schools	NJSZM4TL9AN7	\$ 3,886	\$ 10,000	\$ 13,885.64	\$ 13,886	\$ 10,000	\$ 3,886
62	Cuba Independent Schools	MGPNE9CQBLN8	\$ 21,535	\$ 54,345	\$ 75,880.23	\$ 75,880	\$ 94,777	\$ (18,897)
42	Deming Public Schools	XPL2VUTAG733	\$ 46,369	\$ 214,208	\$ 260,576.62	\$ 260,577	\$ 385,487	\$ (124,910)
85	Des Moines Municipal Schools	D9TGE4DT49F6	\$ 3,861	\$ 10,000	\$ 13,861.02	\$ 13,861	\$ 10,419	\$ 3,442
6	Dexter Consolidated Schools	VWWAJALJXRK6	\$ 24,109	\$ 20,792	\$ 44,901.09	\$ 44,901	\$ 34,039	\$ 10,862
60	Dora Consolidated Schools	LADBKDFHNDG3	\$ 439	\$ 10,000	\$ 10,438.95	\$ 10,439	\$ 10,547	\$ (108)
54	Dulce Independent Schools	PQ2EJ5GKVRW3	\$ 35,463	\$ 23,853	\$ 59,316.64	\$ 59,317	\$ 23,853	\$ 35,464
58	Elida Municipal Schools	ZF7WQK38CB25	\$ 7,556	\$ 10,000	\$ 17,556.33	\$ 17,556	\$ 19,311	\$ (1,755)
55	Española Public Schools	UMKFJY7V6FX4	\$ 90,632	\$ 138,133	\$ 228,765.27	\$ 228,765	\$ 138,133	\$ 90,632
80	Estancia Municipal Schools	F5TEUE2R44N4	\$ 976	\$ 18,761	\$ 19,736.18	\$ 19,736	\$ 18,760	\$ 976
32	Eunice Public Schools	S64LAENRKJQ1	\$ 394	\$ 11,253	\$ 11,646.93	\$ 11,647	\$ 11,259	\$ 388


EXHIBIT B (24189 -Carryover and Planning Award FY23-24)



USDE - Elementary & Secondary Education Act/Title IV (24189) Carryover & Planning Award FY23-24

OBMS ENTITY CODE	LOCAL EDUCATION AGENCY	UEI #	FY 20-21, FY21-22, FY22-23 CARRYOVER	Amount of federal funds obligated by this sub-award to subrecipient	Total amount of federal funds obligated to subrecipient including current financial obligation	Total amount of the federal award committed to subrecipient	FY23-24 APPROVED BUDGET	TOTAL AMOUNT TO BAR
				FY23-24 PLANNING ALLOCATION	FY20-21, FY21-22, FY22-23-CARRYOVER & FY23-24 PLANNING ALLOCATION	TOTAL AWARD TO SUBRECIPIENT		
65	Farmington Municipal Schools	F9K3UXV5ARB1	\$ 1	\$ 281,767	\$ 281,767.94	\$ 281,768	\$ 284,191	\$ (2,423)
59	Floyd Municipal Schools	J53KJL51D5Q2	\$ 10,000	\$ -	\$ 10,000.00	\$ 10,000	\$ -	\$ 10,000
16	Fort Sumner Municipal Schools	N6DACNB83SX6	\$ 0	\$ 10,034	\$ 10,033.96	\$ 10,034	\$ 10,034	\$ 0
19	Gadsden Independent Schools	HMQPC8FP4RA9	\$ 536,638	\$ 719,979	\$ 1,256,617.06	\$ 1,256,617	\$ 1,235,849	\$ 20,768
43	Gallup-McKinley County Schools	MZC6N49RJKA8	\$ 35,983	\$ 682,634	\$ 718,616.88	\$ 718,617	\$ 761,790	\$ (43,173)
15	Grady Municipal Schools	TDGPD85NKCJ9	\$ 18,545	\$ 10,000	\$ 28,545.09	\$ 28,545	\$ 23,177	\$ 5,368
88	Grants/Cibola County Schools	DQ5UMG72D8C5	\$ 0	\$ 163,230	\$ 163,230.19	\$ 163,230	\$ 163,230	\$ 0
5	Hagerman Municipal Schools	EYJ9VYLPDG5	\$ 2,778	\$ 10,000	\$ 12,777.72	\$ 12,778	\$ 10,000	\$ 2,778
18	Hatch Valley Public Schools	KZCMLFLXUKK3	\$ 6,408	\$ 57,161	\$ 63,568.91	\$ 63,569	\$ 66,161	\$ (2,592)
33	Hobbs Municipal Schools	FL57DGXM1HN9	\$ 64,721	\$ 174,463	\$ 239,184.68	\$ 239,185	\$ 363,952	\$ (124,767)
39	Hondo Valley Public Schools	CMASDCM321H3	\$ 4,415	\$ 10,000	\$ 14,415.23	\$ 14,415	\$ 11,239	\$ 3,176
34	Jal Public Schools	K842RZQ9ME69	\$ 10,000	\$ -	\$ 10,000.00	\$ 10,000	\$ -	\$ 10,000
56	Jemez Mountain Public Schools	D8KRZ72WNGH9	\$ 26,238	\$ 12,912	\$ 39,149.56	\$ 39,150	\$ 36,467	\$ 2,683
63	Jemez Valley Public Schools	ZYDETYXRGNU1	\$ 22,443	\$ 12,186	\$ 34,628.71	\$ 34,629	\$ 30,156	\$ 4,473
7	Lake Arthur Municipal Schools	EHEPNH14M9U3	\$ 5,714	\$ 10,000	\$ 15,714.18	\$ 15,714	\$ 14,341	\$ 1,373
17	Las Cruces Public Schools	CBBMXTJKLLQ8	\$ 88,766	\$ 734,743	\$ 823,508.96	\$ 823,509	\$ 821,756	\$ 1,753
69	Las Vegas City Public Schools	LJB2ZXYDH1H8	\$ 30,302	\$ 48,576	\$ 78,877.86	\$ 78,878	\$ 72,120	\$ 6,758
51	Logan Municipal Schools	VAFEH4LEWQF4	\$ 2	\$ 10,000	\$ 10,001.69	\$ 10,002	\$ 10,000	\$ 2
29	Lordsburg Municipal Schools	HM7BSWJXWTM5	\$ 876	\$ 18,766	\$ 19,641.49	\$ 19,641	\$ 18,766	\$ 875
41	Los Alamos Public Schools	PJQFWJPMV9R7	\$ 15,325	\$ 10,000	\$ 25,324.74	\$ 25,325	\$ 10,345	\$ 14,980
86	Los Lunas Public Schools	C3K9JREQYGJ4	\$ 117,955	\$ 168,020	\$ 285,974.45	\$ 285,974	\$ 168,020	\$ 117,955
21	Loving Municipal Schools	TNQXBN1K8AZ3	\$ 20,000	\$ 10,000	\$ 30,000.00	\$ 30,000	\$ 27,771	\$ 2,229
31	Lovington Municipal Schools	C8WLQGBRGJF8	\$ 5,561	\$ 48,672	\$ 54,232.64	\$ 54,233	\$ 48,672	\$ 5,561
75	Magdalena Municipal Schools	GAR2VNVQRFC4	\$ 363	\$ 38,388	\$ 38,751.43	\$ 38,751	\$ 38,388	\$ 363
11	Maxwell Municipal Schools	ZM4APJPB8A13	\$ 2	\$ 10,000	\$ 10,002.25	\$ 10,002	\$ 11,081	\$ (1,079)
14	Melrose Municipal Schools	FELYMPGSDKE5	\$ 5,553	\$ 10,000	\$ 15,553.45	\$ 15,553	\$ 15,732	\$ (179)
78	Mesa Vista Consolidated Schools	XV58NTBZLER3	\$ 48	\$ 10,000	\$ 10,048.00	\$ 10,048	\$ 10,000	\$ 48
44	Mora Independent Schools	CD1ZKEKL29M5	\$ 1,736	\$ 11,242	\$ 12,977.82	\$ 12,978	\$ 11,242	\$ 1,736
81	Moriarty-Edgewood School District	MKL6AMGSVS95	\$ 118,567	\$ 52,933	\$ 171,500.04	\$ 171,500	\$ 142,147	\$ 29,353


EXHIBIT B (24189 -Carryover and Planning Award FY23-24)



USDE - Elementary & Secondary Education Act/Title IV (24189) Carryover & Planning Award FY23-24

OBMS ENTITY CODE	LOCAL EDUCATION AGENCY	UEI #	FY 20-21, FY21-22, FY22-23 CARRYOVER	Amount of federal funds obligated by this sub-award to subrecipient	Total amount of federal funds obligated to subrecipient including current financial obligation	Total amount of the federal award committed to subrecipient	FY23-24 APPROVED BUDGET	TOTAL AMOUNT TO BAR
				FY23-24 PLANNING ALLOCATION	FY20-21, FY21-22, FY22-23-CARRYOVER & FY23-24 PLANNING ALLOCATION	TOTAL AWARD TO SUBRECIPIENT		
82	Mountainair Public Schools	L652ZDKDZLD1	\$ 30,236	\$ 15,052	\$ 45,288.11	\$ 45,288	\$ 15,052	\$ 30,236
70	Pecos Independent School District	W1K6NKFLH7B1	\$ 17,501	\$ 11,635	\$ 29,136.45	\$ 29,136	\$ 33,690	\$ (4,554)
77	Peñasco Independent Schools	LYBFHC93LVG6	\$ 17,506	\$ 15,840	\$ 33,346.49	\$ 33,346	\$ 44,191	\$ (10,845)
72	Pojoaque Valley Public Schools	P5KAVKKRHMB5	\$ 14,424	\$ 24,892	\$ 39,316.50	\$ 39,316	\$ 24,892	\$ 14,424
57	Portales Municipal Schools	PHAUQ2DZBFU1	\$ 328	\$ 84,015	\$ 84,343.29	\$ 84,343	\$ 102,916	\$ (18,573)
3	Quemado Independent Schools	RSJPSF9DWYD3	\$ 550	\$ 11,614	\$ 12,164.41	\$ 12,164	\$ 11,614	\$ 550
79	Questa Independent Schools	MNMYNK9YTD66	\$ 60	\$ 13,063	\$ 13,122.99	\$ 13,123	\$ 13,063	\$ 60
9	Raton Public Schools	NMX9DKXL3N9	\$ 21,155	\$ 27,622	\$ 48,776.97	\$ 48,777	\$ 52,751	\$ (3,974)
2	Reserve Independent Schools	PHSRMV4EG479	\$ 10,000	\$ 10,000	\$ 20,000.06	\$ 20,000	\$ 12,076	\$ 7,924
83	Rio Rancho Public Schools	HLMCBLZY6MY5	\$ 24,570	\$ 162,549	\$ 187,119.65	\$ 187,120	\$ 162,549	\$ 24,571
4	Roswell Independent Schools	MAH8L9WC2YJ9	\$ 133,268	\$ 297,121	\$ 430,388.30	\$ 430,388	\$ 415,560	\$ 14,828
27	Roy Municipal Schools	LHUQPPABYJN6	\$ 3,000	\$ 10,000	\$ 13,000.00	\$ 13,000	\$ 28,000	\$ (15,000)
36	Ruidoso Municipal Schools	SL6MEK736S11	\$ -	\$ 58,596	\$ 58,595.76	\$ 58,596	\$ 58,596	\$ (0)
52	San Jon Municipal Schools	HLQPGBVT3LD3	\$ 8,284	\$ 10,000	\$ 18,283.88	\$ 18,284	\$ 10,000	\$ 8,284
71	Santa Fe Public Schools	MGFPHU7UFLC4	\$ 98,712	\$ 229,617	\$ 328,329.45	\$ 328,329	\$ 335,231	\$ (6,902)
25	Santa Rosa Consolidated Schools	ZCP4AULV5HA3	\$ 22,765	\$ 21,109	\$ 43,874.95	\$ 43,875	\$ 48,981	\$ (5,107)
23	Silver Consolidated School District	VLMFMX65NLJ4	\$ 12,952	\$ 72,531	\$ 85,483.02	\$ 85,483	\$ 94,646	\$ (9,163)
74	Socorro Consolidated Schools	WKADYTEP8Q85	\$ 33,171	\$ 70,930	\$ 104,100.97	\$ 104,101	\$ 70,930	\$ 33,171
10	Springer Municipal Schools	QJ1WG6ZWQNB7	\$ 20,000	\$ 10,000	\$ 30,000.00	\$ 30,000	\$ 21,121	\$ 8,879
76	Taos Municipal Schools	GXFMLNAG5D56	\$ 15,770	\$ 70,014	\$ 85,784.26	\$ 85,784	\$ 77,969	\$ 7,815
35	Tatum Municipal Schools	H8DBJFPKR7E1	\$ 11,003	\$ 10,000	\$ 21,003.20	\$ 21,003	\$ 10,903	\$ 10,100
13	Texico Municipal Schools	HG6BHDCZNVH3	\$ 70	\$ 11,003	\$ 11,072.49	\$ 11,072	\$ 11,082	\$ (10)
73	Truth or Consequences Municipal Schools	LMJJWCKJMP3	\$ 122,889	\$ 57,508	\$ 180,396.93	\$ 180,397	\$ 132,244	\$ 48,153
49	Tucumcari Public Schools	EHWCVKVPAQ5	\$ 79,914	\$ 49,973	\$ 129,887.58	\$ 129,888	\$ 95,755	\$ 34,133
47	Tularosa Municipal Schools	NPP3J8DJM3K3	\$ 24,253	\$ 41,777	\$ 66,029.89	\$ 66,030	\$ 62,889	\$ 3,141
26	Vaughn Municipal Schools	DJZAMJ963WZ4	\$ 10,000	\$ 10,000	\$ 20,000.00	\$ 20,000	\$ 19,000	\$ 1,000
45	Wagon Mound Public Schools	GLY9SSWB74A3	\$ 6,735	\$ 10,087	\$ 16,822.02	\$ 16,822	\$ 11,347	\$ 5,475
68	West Las Vegas Public Schools	JLANMKASDL69	\$ 4,142	\$ 70,650	\$ 74,792.03	\$ 74,792	\$ 103,122	\$ (28,330)
89	Zuni Public School District	XU9NS37898M4	\$ 172,189	\$ 81,473	\$ 253,662.65	\$ 253,663	\$ 81,472	\$ 172,190


EXHIBIT B (24189 -Carryover and Planning Award FY23-24)



USDE - Elementary & Secondary Education Act/Title IV (24189) Carryover & Planning Award FY23-24


OBMS ENTITY CODE	LOCAL EDUCATION AGENCY	UEI #	FY 20-21, FY21-22, FY22-23 CARRYOVER	Amount of federal funds obligated by this sub-award to subrecipient	Total amount of federal funds obligated to subrecipient including current financial obligation	Total amount of the federal award committed to subrecipient	FY23-24 APPROVED BUDGET	TOTAL AMOUNT TO BAR
				FY23-24 PLANNING ALLOCATION	FY20-21, FY21-22, FY22-23-CARRYOVER & FY23-24 PLANNING ALLOCATION	TOTAL AWARD TO SUBRECIPIENT		
STATE CHARTERS								
580-001	21st Century Public Academy	TMY5QTLRR8V1	\$ -	\$ 10,744	\$ 10,743.66	\$ 10,744	\$ 10,744	\$ (0)
579-001	ACES Technical Charter School	CVFEQ5MQ26V7	\$ 10,000	\$ 10,000	\$ 20,000.00	\$ 20,000	\$ 10,000	\$ 10,000
528-001	Albuquerque Bilingual Academy	N1YCEGJGSJ69	\$ 63	\$ 15,850	\$ 15,912.67	\$ 15,913	\$ 15,850	\$ 63
574-001	Albuquerque Collegiate Charter School	CH65KADW1N29	\$ 7,579	\$ 10,000	\$ 17,579.00	\$ 17,579	\$ 10,000	\$ 7,579
524-001	AIMS @ UNM	JESBYAJUGH55	\$ -	\$ 10,000	\$ 10,000.00	\$ 10,000	\$ 10,000	\$ -
516-001	Albuquerque School of Excellence	K2PNAF1FMK27	\$ 120	\$ 27,233	\$ 27,352.81	\$ 27,353	\$ 27,233	\$ 120
517-001	Albuquerque Sign Language Academy (The)	QT5SEMNS7VE7	\$ 1,647	\$ 10,000	\$ 11,647.30	\$ 11,647	\$ 10,000	\$ 1,647
532-001	Aldo Leopold High School	U72RT1D298F4	\$ -	\$ 10,000	\$ 10,000.00	\$ 10,000	\$ 10,000	\$ -
511-001	Alma d' arte Charter High School	Q22NV9GL3F19	\$ 20,000	\$ 10,000	\$ 30,000.00	\$ 30,000	\$ 10,000	\$ 20,000
575-001	Altura Preparatory School	JDPMEJPNHWJ1	\$ 1	\$ 10,000	\$ 10,000.53	\$ 10,001	\$ 10,000	\$ 1
525-001	Amy Biehl Charter High School	F2F8MLNIXUC7	\$ 0	\$ 10,000	\$ 10,000.32	\$ 10,000	\$ 10,000	\$ 0
520-001	ASK Academy (The)	GRJ6QZLK9EK8	\$ 29	\$ 10,000	\$ 10,029.28	\$ 10,029	\$ 10,000	\$ 29
512-001	Cesar Chavez Community School	M89CJESJ63K5	\$ 206	\$ 10,000	\$ 10,206.49	\$ 10,206	\$ 10,000	\$ 206
562-001	Dzit Dit Lool School of Empowerment, Action and Perseverance	CLKJX6KE5GM4	\$ 1	\$ 10,000	\$ 10,000.74	\$ 10,001	\$ 15,978	\$ (5,977)
550-001	Estancia Valley Classical Academy	RARRGG8EJ327	\$ 4,459	\$ 10,000	\$ 14,459.09	\$ 14,459	\$ 10,000	\$ 4,459
557-001	Explore Academy	WEJ3ECH5P8D5	\$ -	\$ 12,077	\$ 12,076.84	\$ 12,077	\$ 12,077	\$ 0
581-001	Explore Academy - Las Cruces	C4AKEYECETH7	\$ -	\$ 10,000	\$ 10,000.00	\$ 10,000	\$ 10,000	\$ -
503-001	Horizon Academy West	KWJ7ZX9KPUW3	\$ 10,070	\$ 11,480	\$ 21,549.74	\$ 21,550	\$ 11,543	\$ 10,007
573-001	Hózhó Academy	ZP2TF8RAKL48	\$ 18,559	\$ 17,619	\$ 36,178.46	\$ 36,178	\$ 29,619	\$ 6,559
535-001	J. Paul Taylor Academy	SF24Z81T6J31	\$ 1,314	\$ 10,000	\$ 11,314.03	\$ 11,314	\$ 11,963	\$ (649)
560-001	La Academia Dolores Huerta	LDXMLL97LKF1	\$ -	\$ 10,000	\$ 10,000.00	\$ 10,000	\$ 10,000	\$ -
567-001	Las Montañas Charter School	FWLSKPN75P27	\$ 1,708	\$ 10,000	\$ 11,708.17	\$ 11,708	\$ 20,537	\$ (8,829)
547-001	McCurdy Charter School	M9X9GN9JNNB5	\$ 4,635	\$ 15,285	\$ 19,920.81	\$ 19,921	\$ 19,969	\$ (48)
501-001	Media Arts Collaborative Charter School	FGDRPNXN8UQ7	\$ 10,135	\$ 10,000	\$ 20,134.73	\$ 20,135	\$ 10,000	\$ 10,135
578-001	Middle College High School	LYCFS2WXPQ3	\$ 790	\$ 10,000	\$ 10,790.19	\$ 10,790	\$ 10,000	\$ 790
542-001	Mission Achievement and Success Charter School	HVRFS8K3J5R8	\$ 282	\$ 93,374	\$ 93,655.66	\$ 93,656	\$ 93,374	\$ 282
564-001	Monte del Sol Charter School	JLQBBQ6ZZS93	\$ 18,057	\$ 10,000	\$ 28,056.69	\$ 28,057	\$ 23,295	\$ 4,762
529-001	Montessori Elementary School (The)	R31LVW4EY7G2	\$ 20,000	\$ 10,000	\$ 30,000.00	\$ 30,000	\$ 28,000	\$ 2,000

EXHIBIT B (24189 -Carryover and Planning Award FY23-24)



USDE - Elementary & Secondary Education Act/Title IV (24189) Carryover & Planning Award FY23-24

OBMS ENTITY CODE	LOCAL EDUCATION AGENCY	UEI #	FY 20-21, FY21-22, FY22-23 CARRYOVER	Amount of federal funds obligated by this sub-award to subrecipient	Total amount of federal funds obligated to subrecipient including current financial obligation	Total amount of the federal award committed to subrecipient	FY23-24 APPROVED BUDGET	TOTAL AMOUNT TO BAR
				FY23-24 PLANNING ALLOCATION	FY20-21, FY21-22, FY22-23-CARRYOVER & FY23-24 PLANNING ALLOCATION	TOTAL AWARD TO SUBRECIPIENT		
549-001	New America School of Las Cruces	FMP4UNLQU286	\$ 12,935	\$ 10,000	\$ 22,934.87	\$ 22,935	\$ 10,000	\$ 12,935
554-001	New Mexico Connections Academy	L5LTKFTYMM61	\$ 45,791	\$ 33,833	\$ 79,623.72	\$ 79,624	\$ 74,756	\$ 4,868
509-001	New Mexico School for the Arts	H9E9JJBLSMM5	\$ 0	\$ 10,000	\$ 10,000.30	\$ 10,000	\$ 10,000	\$ 0
504-001	North Valley Academy	ST3GNJU3JJY5	\$ 1	\$ 13,360	\$ 13,361.53	\$ 13,362	\$ 13,945	\$ (583)
005-020	Pecos Cyber Academy	MN8HKMQTJLH3	\$ -	\$ 37,584	\$ 37,584.21	\$ 37,584	\$ 37,584	\$ 0
577-001	Raices del Saber Xinachtli Community School	U3CMKJ2HEP65	\$ 258	\$ 10,000	\$ 10,257.84	\$ 10,258	\$ 19,371	\$ (9,113)
539-001	Red River Valley Charter School	GJ9WCNDXZJA6	\$ 3,607	\$ 10,000	\$ 13,607.34	\$ 13,607	\$ 13,606	\$ 1
583-001	Rio Grande Academy of Fine Arts	V3BNPXU3EPP4	\$ -	\$ 10,000	\$ 10,000.00	\$ 10,000	\$ 10,000	\$ -
570-001	Roots and Wings Community School	LYQAXV8YCNL5	\$ 45	\$ 10,000	\$ 10,044.86	\$ 10,045	\$ 10,780	\$ (735)
563-001	Sandoval Academy of Bilingual Education	CPWDBX87R7S5	\$ 9,303	\$ 10,000	\$ 19,303.14	\$ 19,303	\$ 23,938	\$ (4,635)
505-001	School of Dreams Academy	XS13KKJ34R86	\$ 3,000	\$ 13,637	\$ 16,636.88	\$ 16,637	\$ 31,637	\$ (15,000)
568-001	Six Directions Indigenous Charter School	KFYJG4K8ZMC4	\$ 11,309	\$ 10,000	\$ 21,309.20	\$ 21,309	\$ 28,000	\$ (6,691)
576-001	Solare Collegiate Charter School	ZB1STNXGP567	\$ 797	\$ 11,861	\$ 12,657.67	\$ 12,658	\$ 11,861	\$ 797
515-001	South Valley Preparatory School	WKLRO6WJFUQ5	\$ 10,621	\$ 10,000	\$ 20,620.77	\$ 20,621	\$ 10,559	\$ 10,062
544-001	Southwest Aeronautics, Mathematics, and Science Academy	E21FVZNRURY5	\$ -	\$ 10,000	\$ 10,000.00	\$ 10,000	\$ 10,000	\$ -
530-001	Southwest Preparatory Learning Center	UDDKJCVZXZA4	\$ 416	\$ 10,000	\$ 10,415.86	\$ 10,416	\$ 10,000	\$ 416
531-001	Southwest Secondary Learning Center	J8MCWUYXXVN7	\$ -	\$ 10,000	\$ 10,000.00	\$ 10,000	\$ 10,000	\$ -
510-001	Taos Academy	LBW4T1KCJ2Y8	\$ 1,110	\$ 10,000	\$ 11,109.50	\$ 11,110	\$ 10,999	\$ 111
521-001	Taos Integrated School of the Arts	U2RKZ3ZCGQQ9	\$ 2,987	\$ 10,000	\$ 12,987.06	\$ 12,987	\$ 12,987	\$ (0)
555-001	Taos International Charter School	C1GXNKKEQ5J4	\$ 2,955	\$ 10,000	\$ 12,955.12	\$ 12,955	\$ 10,000	\$ 2,955
536-001	GREAT Academy (The)	SS8MM7XBQVE1	\$ 1,116	\$ 10,000	\$ 11,115.55	\$ 11,116	\$ 14,036	\$ (2,920)
582-001	THRIVE Community School	D1AXDTJVGDN6	\$ -	\$ 10,000	\$ 10,000.00	\$ 10,000	\$ 10,000	\$ -
518-001	Tierra Adentro	R5NKMW6NWLZ3	\$ 8,380	\$ 10,000	\$ 18,379.71	\$ 18,380	\$ 10,159	\$ 8,221
565-001	Tierra Encantada Charter School	KRK7BW94TUN4	\$ 11,506	\$ 10,000	\$ 21,506.35	\$ 21,506	\$ -	\$ 21,506
566-001	Turquoise Trail Charter School	J7KQPXL6M2K9	\$ 15,335	\$ 14,113	\$ 29,448.02	\$ 29,448	\$ 29,787	\$ (339)
7655012	Vista Grande High School	HW3EPJK6QFF3	\$ -	\$ 10,000	\$ 10,000.00	\$ 10,000	\$ 10,000	\$ -
552-001	Walatowa High Charter School	JJDLVLMJVK7	\$ 9,090	\$ 10,000	\$ 19,089.87	\$ 19,090	\$ 15,836	\$ 3,254
RURAL EDUCATION COOPERATIVES								



NEW MEXICO

Public Education Department

USDE - Elementary & Secondary Education Act/Title IV (24189) Carryover & Planning Award FY23-24

				<i>Amount of federal funds obligated by this sub-award to subrecipient</i>	<i>Total amount of federal funds obligated to subrecipient including current financial obligation</i>	<i>Total amount of the federal award committed to subrecipient</i>		
OBMS ENTITY CODE	LOCAL EDUCATION AGENCY	UEI #	FY 20-21, FY21-22, FY22-23 CARRYOVER	FY23-24 PLANNING ALLOCATION	FY20-21, FY21-22, FY22-23-CARRYOVER & FY23-24 PLANNING ALLOCATION	TOTAL AWARD TO SUBRECIPIENT	FY23-24 APPROVED BUDGET	TOTAL AMOUNT TO BAR
	GRAND TOTAL		\$ 4,805,489	\$ 9,879,530	\$ 14,685,019	\$ 14,685,019	\$ 13,540,824	\$ 1,144,195