



**GADSDEN INDEPENDENT  
SCHOOL DISTRICT**

**Monthly Budget Report**

**for the**

**Month Ended February 28, 2017**



**Board of Education Meeting**

**April 6, 2017**

## Table of Contents

- ITEM I: Executive Summary
- ITEM II: Cash Report – February 28, 2017
- ITEM III: Summary of Investments As of  
February 28, 2017
- ITEM IV: Graphs
- Revenues By Fund
  - Expenditures By Fund
  - Operational Fund Expenditures  
and Encumbrances
  - Cash Balance/Temporary Loan  
Balance Trend
  - Outstanding Reimbursements
- ITEM V: Revenue Report – All Funds  
February 1, 2017 – February 28, 2017
- ITEM VI: Budget and Exp Report – Fund Totals  
February 1, 2017 – February 28, 2017

**Executive Summary  
February 28, 2017  
Monthly Budget Report**

1. Operational Fund Revenues as of February 28, 2017 - \$67,823,566 which represents 67.85% of budgeted Revenues.

February 28, 2017		
Fiscal Year	Received to Date	Percent of Budget
15-16	\$68,083,709	67.28%
16-17	\$67,823,566	67.85%

2. Operational Fund Expenditures as of February 28, 2017 - \$62,109,875 which represents 53.02% of budgeted Expenditures.

February 28, 2017		
Fiscal Year	Expended to Date	Percent of Budget
15-16	\$60,872,790	50.01%
16-17	\$62,109,875	53.02%

3. The February 28, 2017 Operational Fund Cash Balance before loans was \$32,810,249. The cash balance after temporary loans of \$1,022,276 to the grant funds was \$31,787,973. Grant funds that reported a negative cash balance as of February 28, 2017 totaled \$1,022,276 which represents a decrease of \$208,268 from the January 31, 2017 negative balances.
4. As of February 28, 2017, the PED and other grant funding agencies owed the District approximately \$1,312,406 for current year grant fund expenditures, \$889,885 for Student Nutrition and \$847,754 for capital project expenditures. These amounts are not reflected in the temporary loans noted in Item 3 above. The negative cash balances noted in Item 3 are a result of the outstanding amounts owed to the District.
5. Total Revenues for all funds as of February 28, 2017 - \$115,747,971. Of the total revenues received, the Operational Fund accounted for 58.60%, the Grant Funds 12.61%, Building Funds 11.93%, Debt Service Funds 7.46%, Student Nutrition 5.09% and all the other funds 4.31%.
6. Total Expenditures for all funds as of February 28, 2017- \$105,607,880. Of the total expenditures incurred, the Operational Fund accounted for 58.81%, the Grant Funds 8.78%, Building Funds 10.88%, Debt Service 12.98%, Student Nutrition 5.07% and all other funds 3.48%.
7. Direct Instruction expenditures plus encumbrances for the Operational Fund as of February 28, 2017 were \$64,051,789 or 63.54% of the total Operational Fund expenditures.
8. As of February 28, 2017 the District had investments in Certificates of Deposit (CD's) totaling \$1,140,061. The CD's are currently earning interest at a rate of 0.01% with a 60 or 90 day term.
9. Pledged collateral – All bank accounts in compliance at February 28, 2017. See separate report attached Item III Summary of Investments.

For the month of February 28, 2017, three schools were randomly selected for review. The review focused on deposit activity and purchasing transactions. For each of the schools selected, deposit activity for the month was reviewed for timeliness of deposit. Purchase orders for the same three schools were reviewed for "after-the-fact POs". Procurement card purchases were reviewed for compliance with District procedures.

**Summary of results below:**

	Bank Deposits in excess of 24 hours		After the Fact POs		Findings on Procurement Card purchases	
	Number	Percentage	Number	Percentage	Number	Percentage
Elementary School	2	18%	0	0%	0	0%
Elementary School	0	0%	0	0%	0	0%
High School	2	1%	0	0%	0	0%

n/a = no activity for the month

**Selected items from January 31, 2017 Report:**

1. Operational Fund Revenues as of January 31, 2017 - \$59,636,158 which represents 59.65% of budgeted Revenues.
2. Operational Fund Expenditures as of January 31, 2017 - \$59,457,994 which represents 45.63% of budgeted Expenditures.
3. Total Revenues for all funds as of January 31, 2017 - \$101,747,057. Of the total revenues received, the Operational Fund accounted for 58.61%, the Grant Funds 11.69%, Building Funds 13.00%, Debt Service Funds 7.91%, Student Nutrition 4.30% and all the other funds 4.49%.
4. Total Expenditures for all funds as of January 31, 2017- \$93,616,910. Of the total expenditures incurred, the Operational Fund accounted for 57.10%, the Grant Funds 8.44%, Building Funds 11.62%, Debt Service 14.14%, Student Nutrition 4.87% and all other funds 3.83%.
5. Direct Instruction expenditures plus encumbrances for the Operational Fund as of January 31, 2017 were \$63,432,243 or 63.60% of the total Operational Fund expenditures.

School District: GADSDEN INDEPENDENT SCHOOL DISTRICT  
 Charter Name:  
 Month/Quarter 2/28/2017

**PED Cash Report  
 for 2016-2017 Fiscal Year**

County: Dona Ana  
 PED No.: 019

Previous Year Report ending date	06/30/2016 2/28/2017	OPERATIONAL FUND 11000	TEACHERAGE FUND 12000	TRANSPORTATION FUND 13000	INST. MATERIALS FUND 14000	FOOD SERVICES FUND 21000	ATHLETICS FUND 22000	NON-INSTRUCT. FUND 23000
<b>Refer to "Instructions for PED Cash Report" for details on how to properly complete this form.</b>								
Total Cash Balance 06/30/2016	+OR-	27,096,558.29	0.00	168.94	809,690.30	13,138,182.89	597,608.34	552,179.30
Current Year Rev. to Date (Per Receipts Report-excluding Refunds & including any Deposits in Transit)	+	67,823,565.75	0.00	3,694,537.00	741,149.89	5,892,739.03	129,400.81	431,883.09
Prior Year Warrants Voided	+	0.00	0.00	0.00	0.00	0.00	0.00	0.00
Total Resources to Date for Current Year 2/28/2017	=	94,920,124.04	0.00	3,694,705.94	1,550,840.19	19,030,921.92	727,009.15	984,062.39
Current Year Expenditures to Date Enter as a Minus (Per Expenditure Report)	-	(62,109,874.60)	0.00	(3,151,314.04)	(218,617.99)	(5,358,347.05)	(2,618.20)	(294,002.45)
Permanent Cash Transfers/Reversions * Provide Full Explanation on Last Page	+OR-	0.00	0.00	0.00	(122,033.06)	0.00	0.00	0.00
Total Cash	=	32,810,249.44	0.00	543,391.90	1,210,189.14	13,672,574.87	724,390.95	690,059.94
<b>Other Reconciling Items</b>								
Payroll Liabilities	+	2,707,195.44	0.00	2,552.60	0.00	102,576.44	0.00	0.00
**Adjustments - Provide Full Explanation on Last Page	+OR-	(495,148.41)	0.00	0.00	0.00	0.00	0.00	0.00
TOTAL RECONCILED CASH BALANCE 2/28/2017	=	35,022,296.47	0.00	545,944.50	1,210,189.14	13,775,151.31	724,390.95	690,059.94
Total Outstanding Loans *** Provide Full Explanation on Last Page	+OR-	(1,022,275.91)	0.00	0.00	0.00	0.00	0.00	0.00
Total Ending Cash 2/28/2017	+OR-	34,000,020.56 (0.00)	0.00	545,944.50	1,210,189.14	13,775,151.31	724,390.95	690,059.94 0.00

School District: GADSDEN INDEPENDENT SCHOOL DISTRICT  
 Charter Name:  
 Month/Quarter 2/28/2017

**PED Cash Report  
 for 2016-2017 Fiscal Year**

County: Dona Ana  
 PED No.: 019

	FEDERAL FLOWTHROUGH FUND 24000	FEDERAL DIRECT FUND 25000	LOCAL GRANTS FUND 26000	STATE FLOWTHROUGH FUND 27000	STATE DIRECT FUND 28000	LOCAL OR STATE FUND 29000	BOND BUILDING FUND 31100
Total Cash Balance 06/30/2016	=	(4,153,337.59)	1,060,433.73	1,476,395.46	(789,439.64)	(109,609.79)	21,227,056.22
Current Year Rev. to Date (Per Receipts Report-excluding Refunds & including any Deposits in Transit)	+	9,619,976.81	1,712,148.09	532,861.17	2,396,128.86	246,481.67	9,549,295.18
Prior Year Warrants Voided	+	0.00	0.00	0.00	0.00	0.00	0.00
Total Resources to Date for Current Year 2/28/2017	=	5,466,639.22	2,772,581.82	2,009,256.63	1,606,689.22	136,871.88	30,776,351.40
Current Year Expenditures to Date Enter as a Minus (Per Expenditure Report)	-	(6,503,123.00)	(509,825.98)	(224,112.69)	(1,821,118.20)	(197,527.58)	(7,429,176.15)
Permanent Cash Transfers/Reversions * Provide Full Explanation on Last Page	+OR-	0.00	0.00	0.00	0.00	0.00	0.00
Total Cash	=	(1,036,483.78)	2,262,755.84	1,785,143.94	(214,428.98)	(60,655.70)	23,347,175.25
<b>Other Reconciling Items</b>							
Payroll Liabilities	+	240,270.61	22,502.44	1,225.52	41,138.00	7,883.94	0.00
**Adjustments - Provide Full Explanation on Last Page	-	0.00	0.00	0.00	0.00	0.00	0.00
TOTAL RECONCILED CASH BALANCE 2/28/2017	=	(796,213.17)	2,285,258.28	1,786,369.46	(173,290.98)	(52,771.76)	23,347,175.25
Total Outstanding Loans *** Provide Full Explanation on Last Page	+OR-	796,213.17	0.00	0.00	173,290.98	52,771.76	0.00
Total Ending Cash 2/28/2017	+OR-	0.00	2,285,258.28	1,786,369.46	(0.00)	0.00	23,347,175.25



School District: GADSDEN INDEPENDENT SCHOOL DISTRICT  
 Charter Name:  
 Month/Quarter 2/28/2017

**PED Cash Report  
 for 2016-2017 Fiscal Year**

County: Dona Ana  
 PED No.: 019

		ENERGY EFFICIENCY 31800	ED. TECH EQUIP ACT 31900	PSCOC 20% FUND 32100	DEBT SERVICE FUND 41000	DEFERRED SICK LEAVE FUND 42000	ED TECH DEBT SERVICE FUND 43000	GRAND TOTAL ALL FUNDS
Total Cash Balance 06/30/2016	=	0.00	98,144.15	0.00	8,695,634.58	0.00	4,112,965.16	77,937,593.88
Current Year Rev. to Date (Per Receipts Report-excluding Refunds & including any Deposits in Transit)	+	0.00	2,000,000.00	0.00	7,232,241.96	0.00	1,399,181.18	115,747,970.56
Prior Year Warrants Voided	+	0.00	0.00	0.00	0.00	0.00	0.00	0.00
Total Resources to Date for Current Year 2/28/2017	=	0.00	2,098,144.15	0.00	15,927,876.54	0.00	5,512,146.34	193,685,564.44
Current Year Expenditures to Date Enter as a Minus (Per Expenditure Report)	-	0.00	(1,731,498.75)	0.00	(9,692,599.99)	0.00	(4,020,024.03)	(105,607,879.83)
Permanent Cash Transfers/Reversions * Provide Full Explanation on Last Page	+OR-	0.00	0.00	0.00	0.00	0.00	0.00	(122,033.06)
Total Cash	=	0.00	366,645.40	0.00	6,235,276.55	0.00	1,492,122.31	87,955,651.55
<b>Other Reconciling Items</b>								
Payroll Liabilities	+	0.00	0.00	0.00	0.00	0.00	0.00	3,125,344.99
**Adjustments - Provide Full Explanation on Last Page	-	0.00	0.00	0.00	0.00	0.00	0.00	(495,148.41)
TOTAL RECONCILED CASH BALANCE 2/28/2017	=	0.00	366,645.40	0.00	6,235,276.55	0.00	1,492,122.31	90,585,848.13
Total Outstanding Loans	+OR-	0.00	0.00	0.00	0.00	0.00	0.00	(0.00)
*** Provide Full Explanation on Last Page	+OR-	0.00	366,645.40	0.00	6,235,276.55	0.00	1,492,122.31	90,585,848.13
Total Ending Cash 2/28/2017	+OR-	0.00	366,645.40	0.00	6,235,276.55	0.00	1,492,122.31	90,585,848.13



School District: GADSDEN INDEPENDENT SCHOOL DISTRICT  
 Charter Name:  
 Month/Quarter 2/28/2017

**PED Cash Report  
 for 2016-2017 Fiscal Year**

COUNTY: Dona Ana  
 PED No.: 019

B Account Name/Type	C Bank	D +	E +	F +OR-	G +OR-	H +	I Description	J +OR-
		Statement Balance	Overnight Investments	Net Outstanding Items (Checks) Deposits	Outstanding Interbank transfers	Adjusted Bank Balance	From line 12 Grand Total All	Adjustment Amount
<b>From Bank Statements</b>								
<b>Adjustments to Bank Statements</b>								
<b>Adjusted Bank Balance</b>								
<b>Totals</b>								<b>90,585,848.13</b>
Gadsden ISD Accounts Payable (A/P Clearing)	Wells Fargo	0.00	0.00	(40,692.04)	41,799.29	1,107.25	*Agency Funds Cash	814,775.55
Gadsden ISD Payroll (Payroll Clearing)	Wells Fargo	0.00	0.00	(114,626.32)	164,786.13	50,159.81	*Change Fund	(5,385.00)
Gadsden ISD (Operational/Federal Funds)	Wells Fargo	9,878,106.00	29,720,714.04	(161,102.14)	(206,585.42)	39,231,132.48		
Gadsden ISD School Lunch Program (Food Services Fund)	Wells Fargo	0.00	13,615,088.97	159,084.79	0.00	13,774,173.76		
Gadsden ISD Principal Funds (Activity/Agency Funds)	Wells Fargo	1,473,744.62	0.00	20,846.94	0.00	1,494,591.56		
Gadsden ISD Athletic Fund Account (Athletics Fund)	Wells Fargo	591,875.31	0.00	975.00	0.00	592,850.31		
Gadsden ISD Building (Building Funds)	Wells Fargo	0.00	19,842,310.50	0.00	0.00	19,842,310.50		
Gadsden ISD Debt Service (Debt Service Funds)	Bank of the West	7,727,398.86	0.00	0.00	0.00	7,727,398.86		
Gadsden ISD Principal Funds (Activity/Agency Funds)	First American Bank	12,907.64	0.00	(2,907.64)	0.00	10,000.00		
Gadsden ISD Building (Building Funds)	First American Bank	200,000.00	2,308,927.01	0.00	0.00	2,508,927.01		
Student Lunch Program CD	Wells Fargo	0.00	0.00	0.00	0.00	0.00		
Operational Fund CD	Wells Fargo	1,013,520.66	0.00	0.00	0.00	1,013,520.66		
Athletics Fund CD	Wells Fargo	126,540.64	0.00	0.00	0.00	126,540.64		
Activity Funds CD	Wells Fargo	0.00	0.00	0.00	0.00	0.00		
Building Bond Fund (US Treasury Bills)	Wells Fargo Securities, LLC	0.00	0.00	0.00	0.00	0.00		
Building Fund Government Money Market	Wells Fargo Trust Services	0.00	0.00	0.00	0.00	0.00		
Building Fund - Savings Account	Wells Fargo	5,022,525.84	0.00	0.00	0.00	5,022,525.84		
<b>Totals</b>		<b>26,046,619.57</b>	<b>65,487,040.52</b>	<b>(138,421.41)</b>	<b>0.00</b>	<b>91,395,238.68</b>		<b>0.00</b>

Please provide Page 1 of each of your Bank Statement(s).

**Total Cash Balance** 91,533,660.09

NOTE: Total Column H must equal total Column J

**\* PERMANENT CASH TRANSFERS/REVERSIONS (LINE 6)**

Please identify all cash transfers and reversions per school district general ledger. Enter the name or fund number on the FROM FUND and TO FUND columns. Please list each transaction separately.

FROM FUND	AMOUNT FROM	TO FUND	Explicit Explanation
14000	(122,033.06)		Reversion of Instructional Material Funds to PED as per Senate Bill 9
<b>Sub-Total</b>	<b>(122,033.06)</b>		

**\*\* OTHER RECONCILING ITEMS (LINE 8 & 9)**

Please identify all reconciling adjustments per school district general ledger. Enter the name or fund number on the FROM FUND and TO FUND columns. Please list each transaction separately.

FROM FUND	AMOUNT FROM	TO FUND	Explicit Explanation
11000	2,707,195.44	Outside Agencies	Payroll liabilities due to outside agencies
13000	2,552.60	Outside Agencies	Payroll liabilities due to outside agencies
21000	102,576.44	Outside Agencies	Payroll liabilities due to outside agencies
23000	-	Outside Agencies	Payroll liabilities due to outside agencies
24000	240,270.61	Outside Agencies	Payroll liabilities due to outside agencies
25000	22,502.44	Outside Agencies	Payroll liabilities due to outside agencies
26000	1,225.52	Outside Agencies	Payroll liabilities due to outside agencies
27000	41,138.00	Outside Agencies	Payroll liabilities due to outside agencies
28000	7,883.94	Outside Agencies	Payroll liabilities due to outside agencies
<b>Sub-Total (per line 8)</b>	<b>3,125,344.99</b>		
11000	22,516.61	Outside Vendors	Accounts Payable
Various Funds	(519,659.32)	11000	Unreimbursed Workers Compensation Premium
11000	1,994.30	Wageworks	Accounts Payable
<b>Sub-Total (per line 9)</b>	<b>(495,148.41)</b>		

\*\*\* TOTAL OUTSTANDING LOANS (LINE 11)

Please identify all outstanding loans per school district general ledger. Enter the name or fund number on the FROM FUND and TO FUND columns. Please list each transaction separately.

	FROM FUND	AMOUNT FROM	TO FUND	Explicit Explanation	
11000		(796,213.17)	24000	(1,022,275.91)	0.00
11000		0.00	25000		
11000		0.00	26000		
11000		(173,290.98)	27000		
11000		(52,771.76)	28000		
11000		0.00	29000		
11000		0.00	12000		
11000		0.00	13000		
11000		0.00	14000		
11000		0.00	21000		
11000		0.00	22000		
11000		0.00	31100		
11000		0.00	31900		
24000		796,213.17	11000	796,213.17	-
25000		0.00	11000	-	-
26000		0.00	11000	-	-
27000		173,290.98	11000	173,290.98	-
28000		52,771.76	11000	52,771.76	-
29000		0.00	11000	-	-
12000		0.00	11000	-	-
13000		0.00	11000	-	-
14000		0.00	11000	-	-
21000		0.00	11000	-	-
22000		0.00	11000	-	-
23000		0.00	29000	-	-
31100		0.00	11000	-	-
31400		0.00	11000	-	-
31500		0.00	11000	-	-
31600		0.00	11000	-	-
31700		213,743.39	11000	213,743.39	-
31701		(213,743.39)	11000	(213,743.39)	-
31900		0.00	11000	-	-
		<u>0.00</u>		<u>(0.00)</u>	<u>0.00</u>

I, hereby, certify that the information contained in this cash report reconciles to the General Ledger.

\_\_\_\_\_  
Signature of Licenced Business Manager

\_\_\_\_\_  
Date

**Summary of Investments  
As of February 28, 2017**

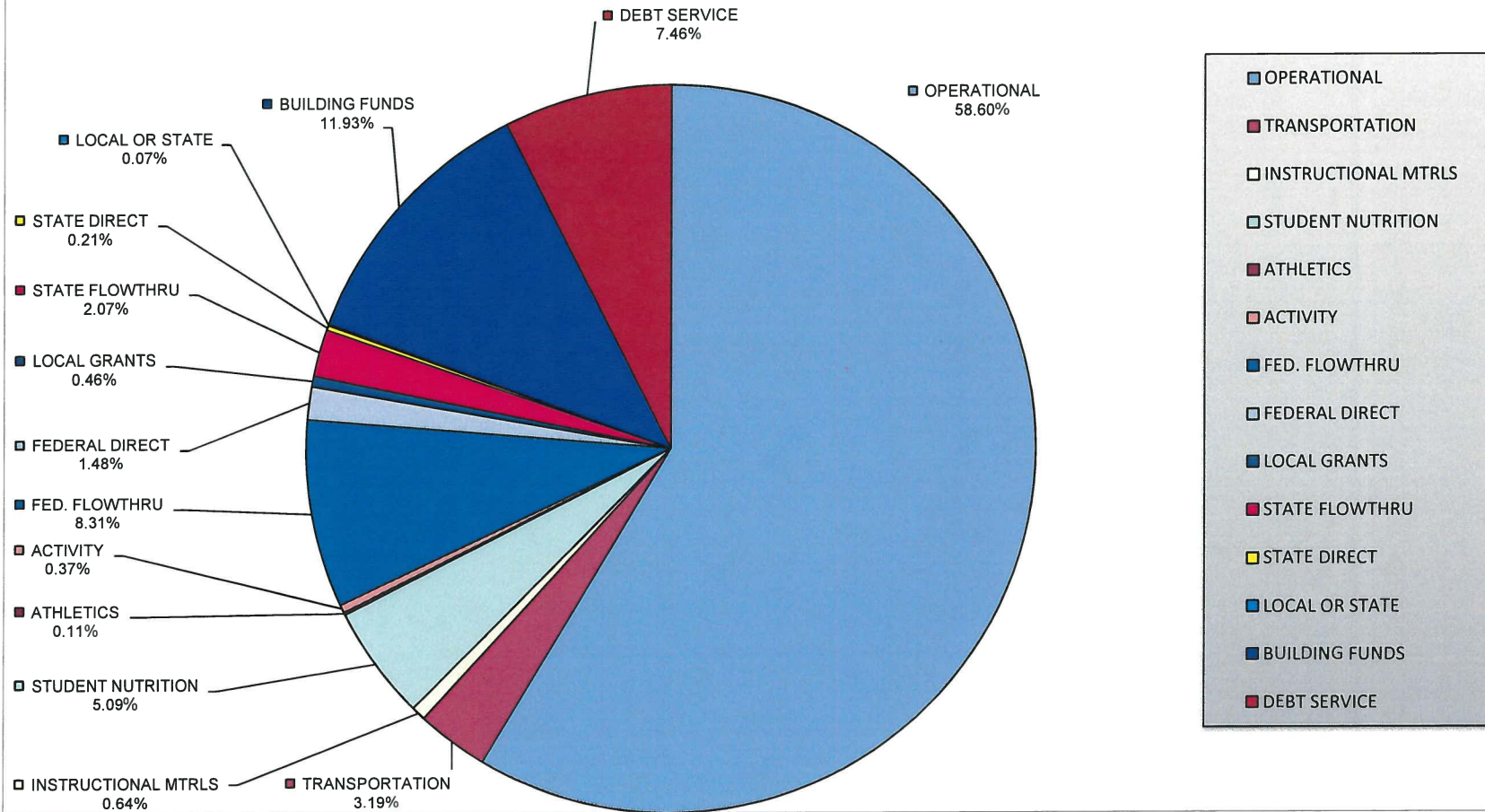
**Uninsured / Uncollateralized Funds:**

	Wells Fargo Bank			Bank of the West	First American Bank		Total
	Deposit & Savings Accounts and CDs	Repo Accounts	Wells Fargo Trust Services	Deposit Account	Deposit Account	Repo Account	
Deposits, CDs and Treasury Bills	18,106,313.07	63,178,113.51	-	7,727,398.86	212,907.64	2,308,927.01	91,533,660.09
Less FDIC insurance	500,000.00	-	-	250,000.00	250,000.00	-	
Less investments in US Obligations	-	-	-	-	-	-	
Uninsured public funds	17,606,313.07	63,178,113.51	-	7,477,398.86	-	2,308,927.01	
50%/102% collateral requirement	8,803,156.54	64,441,675.78	-	3,738,699.43	-	2,355,105.55	
Pledged Security - Market Value	9,615,556.23	64,441,677.15	-	5,741,509.00	-	2,997,333.16	
Over (under) - Collateralized	812,399.70	1.36	-	2,002,809.57	-	642,227.61	
Uninsured / Uncollateralized Funds	7,990,756.84			1,735,889.86			9,726,646.70

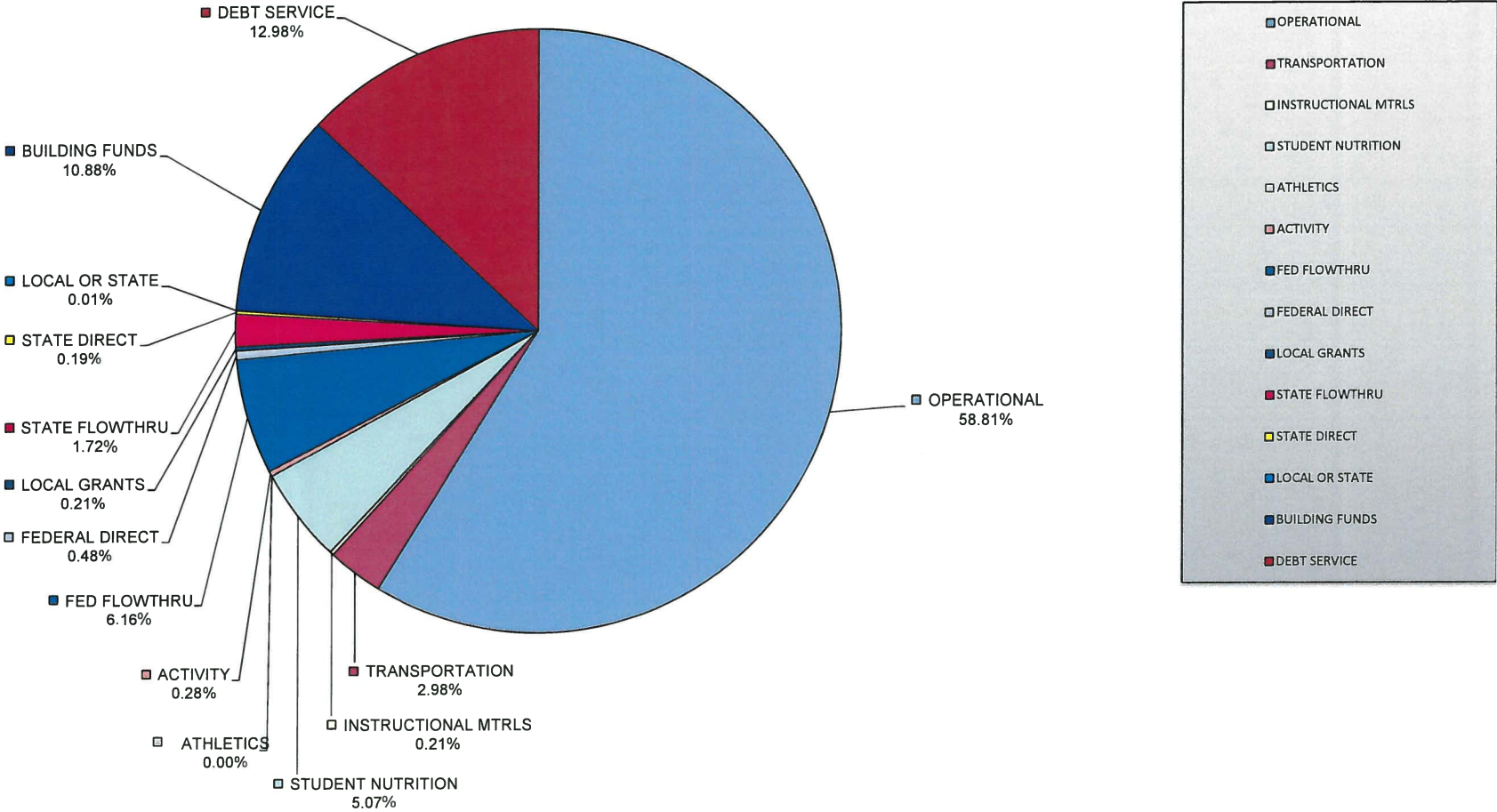
**Investments in CDs:**

Certificates of Deposit			
Account Name	Interest Rate	Maturity Date	Bank Balance
Operational - 7658	0.01%	6/15/2017	\$ 1,013,520.66
Activity - 1138	0.00%		\$ -
Athletics - 3928	0.00%		\$ -
Athletics - 7690	0.01%	5/3/2017	\$ 101,347.97
Athletics - 9305	0.01%	5/4/2017	\$ 25,192.67
			<b>\$ 1,140,061.30</b>

## GISD 2016-17 REVENUES BY FUND FEBRUARY 2017



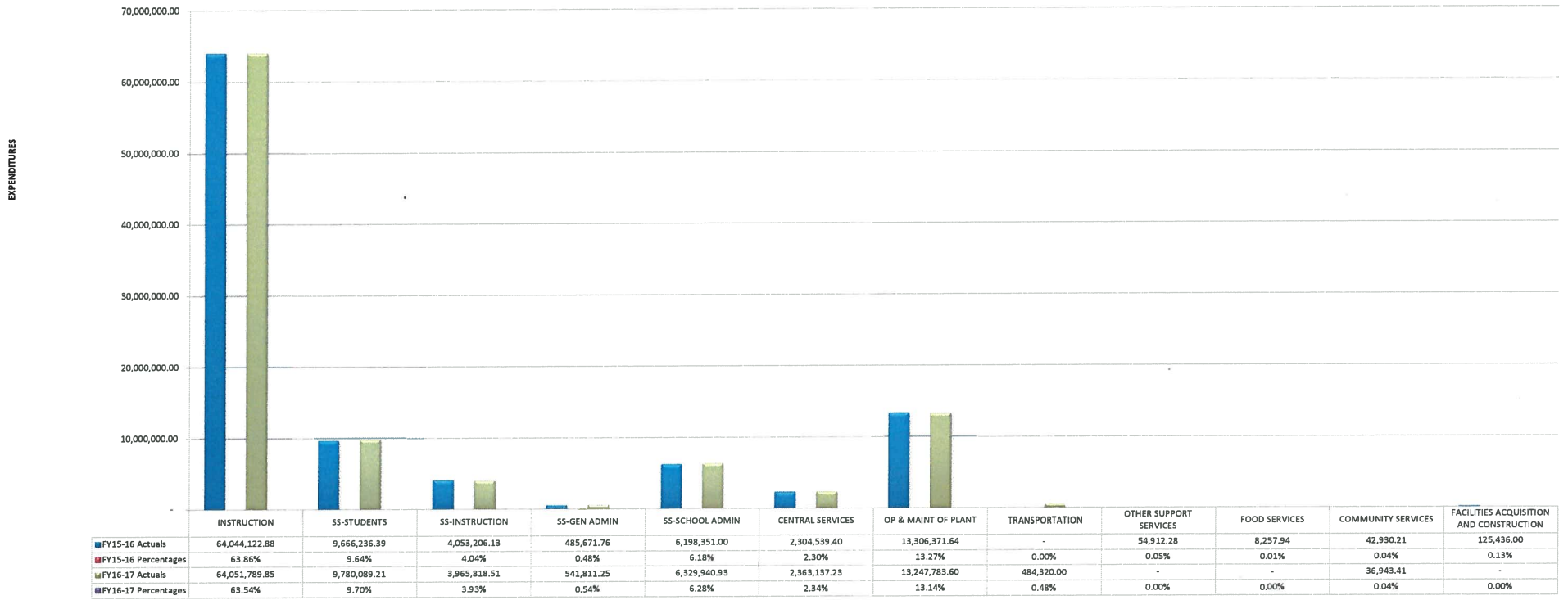
# GISD 2016-17 EXPENDITURES BY FUND FEBRUARY 2017



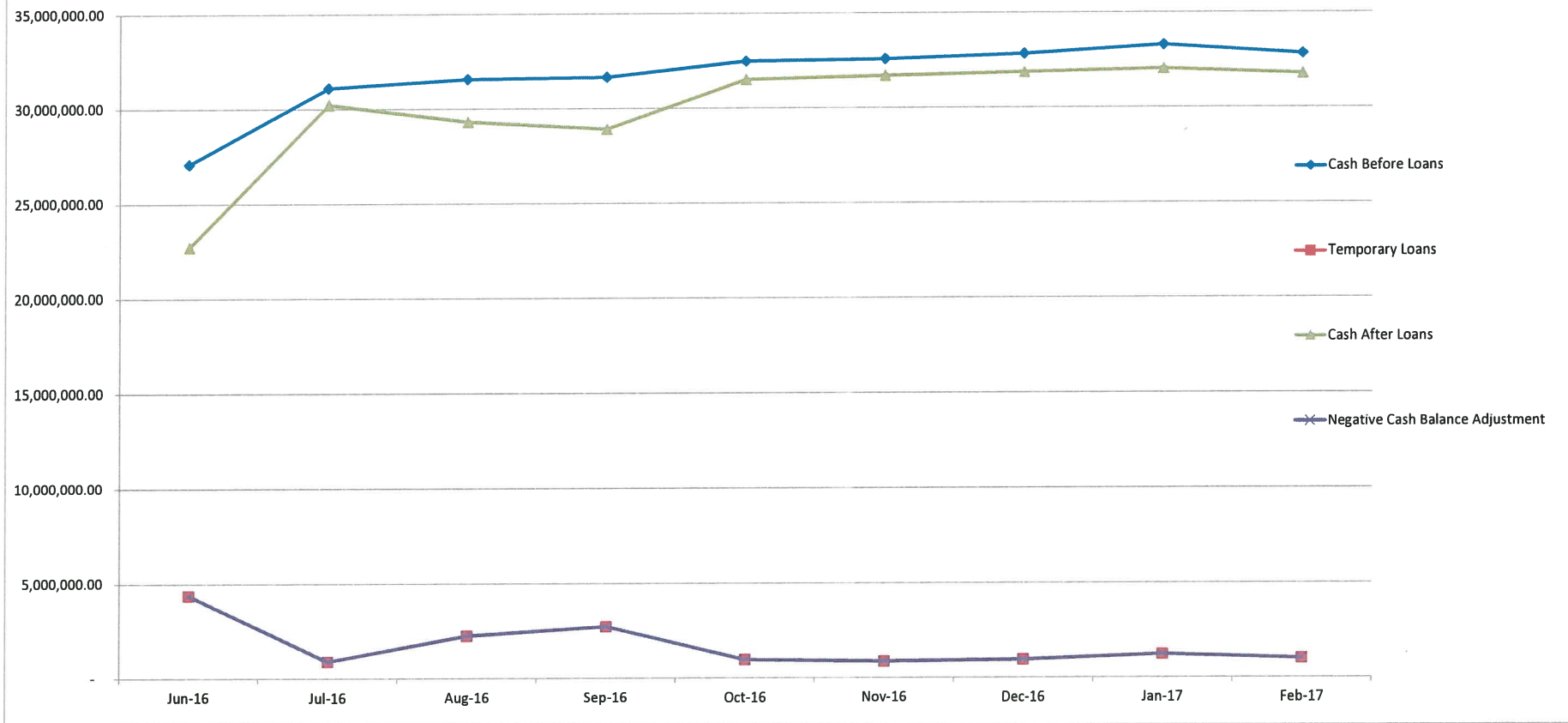
- OPERATIONAL
- TRANSPORTATION
- INSTRUCTIONAL MTRLS
- STUDENT NUTRITION
- ATHLETICS
- ACTIVITY
- FED FLOWTHRU
- FEDERAL DIRECT
- LOCAL GRANTS
- STATE FLOWTHRU
- STATE DIRECT
- LOCAL OR STATE
- BUILDING FUNDS
- DEBT SERVICE



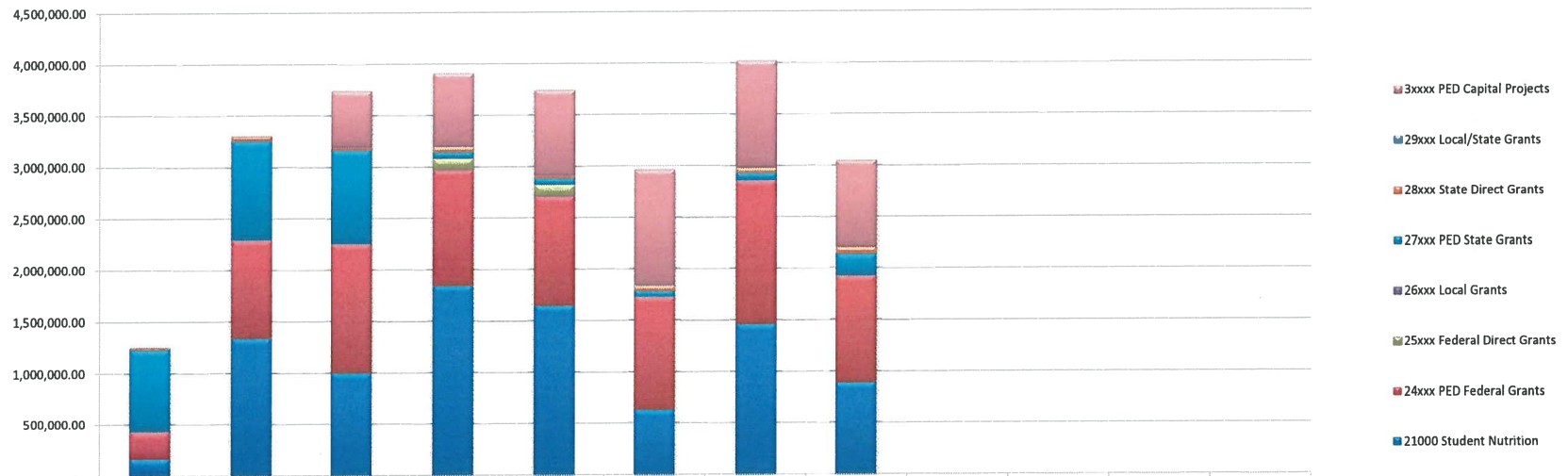
**OPERATIONAL FUND EXPENDITURES AND ENCUMBRANCES FOR FEBRUARY 2017  
COMPARED TO FEBRUARY 2016**



**GISD 2016-17 Cash Balance / Temporary Loan Balance Trend**  
**JUNE 2016 - FEBRUARY 2017**



### GISD 2016-17 Outstanding Reimbursements FEBRUARY 2017



	Jul-16	Aug-16	Sep-16	Oct-16	Nov-16	Dec-16	Jan-17	Feb-17	Mar-17	Apr-17	May-17	Jun-17
3xxxx PED Capital Projects	-	-	549,242.28	718,503.45	832,079.53	1,127,936.38	1,039,194.20	847,753.88	-	-	-	-
29xxx Local/State Grants	-	-	-	-	-	-	-	-	-	-	-	-
28xxx State Direct Grants	21,165.98	42,099.62	21,179.17	46,812.63	21,652.82	47,959.63	49,857.72	60,655.70	-	-	-	-
27xxx PED State Grants	799,471.11	969,537.49	916,872.74	62,664.75	64,151.29	61,383.96	74,272.66	214,428.98	-	-	-	-
26xxx Local Grants	-	-	-	-	-	-	-	-	-	-	-	-
25xxx Federal Direct Grants	-	-	-	113,699.10	113,699.10	-	-	-	-	-	-	-
24xxx PED Federal Grants	265,809.41	952,686.17	1,253,497.36	1,127,003.77	1,065,589.07	1,097,778.94	1,397,144.07	1,037,321.68	-	-	-	-
21000 Student Nutrition	166,226.31	1,339,805.76	1,000,278.66	1,845,686.64	1,646,407.68	629,675.16	1,462,073.96	889,885.20	-	-	-	-



# Gadsden Independent Schools

## Revenue Report - All Funds

From Date: 2/1/2017

To Date: 2/28/2017

Fiscal Year: 2016-2017

- Include pre encumbrance       Print accounts with zero balance       Filter Encumbrance Detail by Date Range  
 Exclude inactive accounts with zero balance

Account Number	Description	Budget	Adjustments	GL Budget	Current	YTD	Balance	Encumbrance	Budget Bal	% Rem
11000.0000.41110.0000.000000.0000.00.0000	AD VALOREM TAXES - SCHOOL DISTRICT	(\$368,616.00)	\$0.00	(\$368,616.00)	(\$16,211.90)	(\$233,370.62)	(\$135,245.38)	\$0.00	(\$135,245.38)	36.69%
11000.0000.41500.0000.000000.0000.00.0000	INVESTMENT INCOME	(\$4,000.00)	\$0.00	(\$4,000.00)	(\$253.93)	(\$3,271.51)	(\$728.49)	\$0.00	(\$728.49)	18.21%
11000.0000.41701.0000.000000.0000.00.0000	FEES - ACTIVITIES	\$0.00	\$0.00	\$0.00	\$0.00	(\$22,352.90)	\$22,352.90	\$0.00	\$22,352.90	0.00%
11000.0000.41702.0000.000000.0000.00.0000	FEES - EDUCATIONAL	\$0.00	\$0.00	\$0.00	\$0.00	\$0.00	\$0.00	\$0.00	\$0.00	0.00%
11000.0000.41705.0000.000000.0000.00.0000	FEES - USERS	\$0.00	\$0.00	\$0.00	(\$27.00)	(\$199.13)	\$199.13	\$0.00	\$199.13	0.00%
11000.0000.41706.0000.000000.0000.00.0000	FEES - SUMMER SCHOOL	\$0.00	\$0.00	\$0.00	\$0.00	(\$1,716.47)	\$1,716.47	\$0.00	\$1,716.47	0.00%
11000.0000.41900.0000.000000.0000.00.0000	OTHER REVENUE FROM LOCAL SOURCES	\$0.00	\$0.00	\$0.00	(\$60.90)	(\$4,835.77)	\$4,835.77	\$0.00	\$4,835.77	0.00%
11000.0000.41910.0000.000000.0000.00.0000	RENTALS	(\$25,000.00)	\$0.00	(\$25,000.00)	(\$5,072.08)	(\$32,785.53)	\$7,785.53	\$0.00	\$7,785.53	-31.14%
11000.0000.41920.0000.000000.0000.00.0000	CONTRIBUTIONS AND DONATIONS FROM PRIVATE	\$0.00	\$0.00	\$0.00	\$0.00	\$0.00	\$0.00	\$0.00	\$0.00	0.00%
11000.0000.41923.0000.000000.0000.00.0000	ADMINISTRATION - CATEGORICAL	\$0.00	\$0.00	\$0.00	\$0.00	\$0.00	\$0.00	\$0.00	\$0.00	0.00%
11000.0000.41953.0000.000000.0000.00.0000	INSURANCE RECOVERIES	\$0.00	\$0.00	\$0.00	\$0.00	\$0.00	\$0.00	\$0.00	\$0.00	0.00%
11000.0000.41980.0000.000000.0000.00.0000	REFUND OF PRIOR YEAR'S EXPENDITURES	\$0.00	\$0.00	\$0.00	\$0.00	(\$11,381.34)	\$11,381.34	\$0.00	\$11,381.34	0.00%
11000.0000.43101.0000.000000.0000.00.0000	STATE EQUALIZATION GUARANTEE	(\$100,858,612.00)	\$1,529,129.00	(\$99,329,483.00)	(\$8,145,782.00)	(\$66,746,354.00)	(\$32,583,129.00)	\$0.00	(\$32,583,129.00)	32.80%
11000.0000.43104.0000.000000.0000.00.0000	EMERGENCY - SUPPLEMENTAL	\$0.00	\$0.00	\$0.00	\$0.00	\$0.00	\$0.00	\$0.00	\$0.00	0.00%
11000.0000.43120.0000.000000.0000.00.0000	CHARTER SCHOOL ADMIN REVENUE	\$0.00	\$0.00	\$0.00	\$0.00	\$0.00	\$0.00	\$0.00	\$0.00	0.00%
11000.0000.43202.0000.000000.0000.00.0000	RESTRICTED GRANTS - STATE SOURCES	\$0.00	\$0.00	\$0.00	\$0.00	\$0.00	\$0.00	\$0.00	\$0.00	0.00%
11000.0000.43212.0000.000000.0000.00.0000	STATE FLOWTHROUGH - INDIRECT COSTS	(\$9,000.00)	\$0.00	(\$9,000.00)	(\$1,585.42)	(\$8,942.23)	(\$57.77)	\$0.00	(\$57.77)	0.64%
11000.0000.43213.0000.000000.0000.00.0000	OTHER GRANTS - INDIRECT COSTS	(\$7,000.00)	\$0.00	(\$7,000.00)	(\$956.35)	(\$7,167.00)	\$167.00	\$0.00	\$167.00	-2.39%
11000.0000.43216.0000.000000.0000.00.0000	FEES - GOVERNMENTAL AGENCIES	(\$80,000.00)	\$0.00	(\$80,000.00)	\$0.00	(\$92,810.70)	\$12,810.70	\$0.00	\$12,810.70	-16.01%
11000.0000.44107.0000.000000.0000.00.0000	FEDERAL DIRECT - INDIRECT COSTS	(\$10,000.00)	\$0.00	(\$10,000.00)	(\$1,166.41)	(\$8,670.00)	(\$1,330.00)	\$0.00	(\$1,330.00)	13.30%
11000.0000.44205.0000.000000.0000.00.0000	FEDERAL FLOWTHROUGH - INDIRECT COSTS	(\$124,000.00)	\$0.00	(\$124,000.00)	(\$16,291.28)	(\$102,882.58)	(\$21,117.42)	\$0.00	(\$21,117.42)	17.03%
11000.0000.45304.0000.000000.0000.00.0000	SALE OF PERSONAL PROPERTY/EQUIPMENT	\$0.00	\$0.00	\$0.00	\$0.00	(\$9,739.50)	\$9,739.50	\$0.00	\$9,739.50	0.00%
11000.0000.46100.0000.000000.0000.00.0000	ACCESS BOARD (E-RATE)	\$0.00	\$0.00	\$0.00	\$0.00	(\$537,086.47)	\$537,086.47	\$0.00	\$537,086.47	0.00%
Function: REVENUE/BALANCE SHEET - 0000		(\$101,486,228.00)	\$1,529,129.00	(\$99,957,099.00)	(\$8,187,407.27)	(\$67,823,565.75)	(\$32,133,533.25)	\$0.00	(\$32,133,533.25)	32.15%
Fund: OPERATIONAL - 11000		(\$101,486,228.00)	\$1,529,129.00	(\$99,957,099.00)	(\$8,187,407.27)	(\$67,823,565.75)	(\$32,133,533.25)	\$0.00	(\$32,133,533.25)	32.15%
13000.0000.41500.0000.000000.0000.00.0000	INVESTMENT INCOME	\$0.00	\$0.00	\$0.00	\$0.00	\$0.00	\$0.00	\$0.00	\$0.00	0.00%
13000.0000.43104.0000.000000.0000.00.0000	EMERGENCY - SUPPLEMENTAL	\$0.00	\$0.00	\$0.00	\$0.00	\$0.00	\$0.00	\$0.00	\$0.00	0.00%
13000.0000.43206.0000.000000.0000.00.0000	TRANSPORTATION DISTRIBUTION	(\$5,052,871.00)	\$341,071.00	(\$4,711,800.00)	(\$339,088.00)	(\$3,694,537.00)	(\$1,017,263.00)	\$0.00	(\$1,017,263.00)	21.59%
Function: REVENUE/BALANCE SHEET - 0000		(\$5,052,871.00)	\$341,071.00	(\$4,711,800.00)	(\$339,088.00)	(\$3,694,537.00)	(\$1,017,263.00)	\$0.00	(\$1,017,263.00)	21.59%
Fund: PUPIL TRANSPORTATION - 13000		(\$5,052,871.00)	\$341,071.00	(\$4,711,800.00)	(\$339,088.00)	(\$3,694,537.00)	(\$1,017,263.00)	\$0.00	(\$1,017,263.00)	21.59%
14000.0000.41953.0000.000000.0000.00.0000	INSURANCE RECOVERIES	\$0.00	\$0.00	\$0.00	\$0.00	\$0.00	\$0.00	\$0.00	\$0.00	0.00%
14000.0000.41980.0000.000000.0000.00.0000	REFUND OF PRIOR YEAR'S EXPENDITURES	\$0.00	\$0.00	\$0.00	\$0.00	(\$952.56)	\$952.56	\$0.00	\$952.56	0.00%
14000.0000.43102.0000.000000.0000.00.0000	SDE STATE FLOWTHROUGH GRANTS	\$0.00	\$0.00	\$0.00	\$0.00	\$0.00	\$0.00	\$0.00	\$0.00	0.00%

## Gadsden Independent Schools

### Revenue Report - All Funds

From Date: 2/1/2017

To Date: 2/28/2017

Fiscal Year: 2016-2017

Include pre encumbrance

Print accounts with zero balance

Filter Encumbrance Detail by Date Range

Exclude inactive accounts with zero balance

Account Number	Description	Budget	Adjustments	GL Budget	Current	YTD	Balance	Encumbrance	Budget Bal	% Rem
14000.0000.43207.0000.000000.0000.00.0000	INSTRUCTIONAL MATERIALS - CREDIT	(\$370,099.00)	\$61,017.00	(\$309,082.00)	\$0.00	(\$370,099.33)	\$61,017.33	\$0.00	\$61,017.33	-19.74%
14000.0000.43211.0000.000000.0000.00.0000	INSTRUCTIONAL MATERIALS - CASH	(\$370,098.00)	\$61,017.00	(\$309,081.00)	\$0.00	(\$370,098.00)	\$61,017.00	\$0.00	\$61,017.00	-19.74%
	Function: REVENUE/BALANCE SHEET - 0000	(\$740,197.00)	\$122,034.00	(\$618,163.00)	\$0.00	(\$741,149.89)	\$122,986.89	\$0.00	\$122,986.89	-19.90%
	Fund: INSTRUCTIONAL MATERIALS - 14000	(\$740,197.00)	\$122,034.00	(\$618,163.00)	\$0.00	(\$741,149.89)	\$122,986.89	\$0.00	\$122,986.89	-19.90%
21000.0000.41500.0000.000000.0000.00.0000	INVESTMENT INCOME	(\$1,000.00)	\$0.00	(\$1,000.00)	(\$102.12)	(\$868.68)	(\$131.32)	\$0.00	(\$131.32)	13.13%
21000.0000.41603.0000.000000.0000.00.0000	FEES-ADULTS/FOOD SERVICES	(\$70,000.00)	\$0.00	(\$70,000.00)	(\$4,809.75)	(\$62,020.95)	(\$7,979.05)	\$0.00	(\$7,979.05)	11.40%
21000.0000.41605.0000.000000.0000.00.0000	FEES - OTHER/FOOD SERVICES	(\$70,000.00)	\$0.00	(\$70,000.00)	(\$26,080.83)	(\$69,681.11)	(\$318.89)	\$0.00	(\$318.89)	0.46%
21000.0000.41980.0000.000000.0000.00.0000	REFUND OF PRIOR YEAR'S EXPENDITURES	\$0.00	\$0.00	\$0.00	\$0.00	(\$777.60)	\$777.60	\$0.00	\$777.60	0.00%
21000.0000.43203.0000.000000.0000.00.0000	STATE DIRECT GRANTS	(\$150,000.00)	\$0.00	(\$150,000.00)	(\$24,576.03)	(\$138,797.27)	(\$11,202.73)	\$0.00	(\$11,202.73)	7.47%
21000.0000.43215.0000.000000.0000.00.0000	INTER GOVERNMENTAL CONTRACT REVENUE	\$0.00	\$0.00	\$0.00	\$0.00	\$0.00	\$0.00	\$0.00	\$0.00	0.00%
21000.0000.43216.0000.000000.0000.00.0000	FEES - GOVERNMENTAL AGENCIES	\$0.00	\$0.00	\$0.00	\$0.00	\$0.00	\$0.00	\$0.00	\$0.00	0.00%
21000.0000.44500.0000.000000.0000.00.0000	RESTRICTED GRANTS-IN-AID FROM THE FEDERAL	(\$8,000,000.00)	\$0.00	(\$8,000,000.00)	(\$1,462,073.96)	(\$5,620,593.42)	(\$2,379,406.58)	\$0.00	(\$2,379,406.58)	29.74%
	Function: REVENUE/BALANCE SHEET - 0000	(\$8,291,000.00)	\$0.00	(\$8,291,000.00)	(\$1,517,642.69)	(\$5,892,739.03)	(\$2,398,260.97)	\$0.00	(\$2,398,260.97)	28.93%
	Fund: FOOD SERVICES - 21000	(\$8,291,000.00)	\$0.00	(\$8,291,000.00)	(\$1,517,642.69)	(\$5,892,739.03)	(\$2,398,260.97)	\$0.00	(\$2,398,260.97)	28.93%
22000.0000.41500.0000.000000.0000.00.0000	INVESTMENT INCOME	\$0.00	\$0.00	\$0.00	(\$1.07)	(\$317.71)	\$317.71	\$0.00	\$317.71	0.00%
22000.0000.41701.0000.000000.0000.00.0000	FEES - ACTIVITIES	\$0.00	\$0.00	\$0.00	(\$552.00)	(\$1,685.00)	\$1,685.00	\$0.00	\$1,685.00	0.00%
22000.0000.41705.0000.000000.0000.00.0000	FEES - USERS	(\$110,000.00)	\$0.00	(\$110,000.00)	(\$10,018.00)	(\$127,398.10)	\$17,398.10	\$0.00	\$17,398.10	-15.82%
22000.0000.41980.0000.000000.0000.00.0000	REFUND OF PRIOR YEAR'S EXPENDITURES	\$0.00	\$0.00	\$0.00	\$0.00	\$0.00	\$0.00	\$0.00	\$0.00	0.00%
	Function: REVENUE/BALANCE SHEET - 0000	(\$110,000.00)	\$0.00	(\$110,000.00)	(\$10,571.07)	(\$129,400.81)	\$19,400.81	\$0.00	\$19,400.81	-17.64%
	Fund: ATHLETICS - 22000	(\$110,000.00)	\$0.00	(\$110,000.00)	(\$10,571.07)	(\$129,400.81)	\$19,400.81	\$0.00	\$19,400.81	-17.64%
23000.0000.41500.0000.000000.0000.00.0000	INVESTMENT INCOME	\$0.00	\$0.00	\$0.00	\$0.00	(\$373.38)	\$373.38	\$0.00	\$373.38	0.00%
23000.0000.41701.0000.000000.0000.00.0000	FEES - ACTIVITIES	(\$380,000.00)	\$0.00	(\$380,000.00)	(\$77,205.18)	(\$397,721.69)	\$17,721.69	\$0.00	\$17,721.69	-4.66%
23000.0000.41705.0000.000000.0000.00.0000	FEES - USERS	\$0.00	\$0.00	\$0.00	\$0.00	(\$74.00)	\$74.00	\$0.00	\$74.00	0.00%
23000.0000.41706.0000.000000.0000.00.0000	FEES - SUMMER SCHOOL	\$0.00	\$0.00	\$0.00	\$0.00	(\$80.00)	\$80.00	\$0.00	\$80.00	0.00%
23000.0000.41920.0000.000000.0000.00.0000	CONTRIBUTIONS AND DONATIONS FROM PRIVATE	(\$40,000.00)	\$0.00	(\$40,000.00)	(\$2,930.00)	(\$26,335.99)	(\$13,664.01)	\$0.00	(\$13,664.01)	34.16%
23000.0000.41953.0000.000000.0000.00.0000	INSURANCE RECOVERIES	\$0.00	\$0.00	\$0.00	\$0.00	\$0.00	\$0.00	\$0.00	\$0.00	0.00%
23000.0000.41980.0000.000000.0000.00.0000	REFUND OF PRIOR YEAR'S EXPENDITURES	\$0.00	\$0.00	\$0.00	(\$6,968.03)	(\$7,298.03)	\$7,298.03	\$0.00	\$7,298.03	0.00%
	Function: REVENUE/BALANCE SHEET - 0000	(\$420,000.00)	\$0.00	(\$420,000.00)	(\$87,103.21)	(\$431,883.09)	\$11,883.09	\$0.00	\$11,883.09	-2.83%
	Fund: NON-INSTRUCTIONAL SUPPORT - 23000	(\$420,000.00)	\$0.00	(\$420,000.00)	(\$87,103.21)	(\$431,883.09)	\$11,883.09	\$0.00	\$11,883.09	-2.83%
24101.0000.41980.0000.000000.0000.00.0000	REFUND OF PRIOR YEAR'S EXPENDITURES	\$0.00	\$0.00	\$0.00	\$0.00	(\$99.00)	\$99.00	\$0.00	\$99.00	0.00%
24101.0000.43216.0000.000000.0000.00.0000	FEES - GOVERNMENTAL AGENCIES	\$0.00	\$0.00	\$0.00	\$0.00	\$0.00	\$0.00	\$0.00	\$0.00	0.00%
24101.0000.44500.0000.000000.0000.00.0000	RESTRICTED GRANTS-IN-AID FROM THE FEDERAL	(\$7,807,127.00)	\$0.00	(\$7,807,127.00)	(\$638,204.34)	(\$5,398,234.85)	(\$2,408,892.15)	\$0.00	(\$2,408,892.15)	30.86%

Gadsden Independent Schools

Revenue Report - All Funds

From Date: 2/1/2017

To Date: 2/28/2017

Fiscal Year: 2016-2017

- Include pre encumbrance       Print accounts with zero balance       Filter Encumbrance Detail by Date Range  
 Exclude inactive accounts with zero balance

Account Number	Description	Budget	Adjustments	GL Budget	Current	YTD	Balance	Encumbrance	Budget Bal	% Rem
Function: REVENUE/BALANCE SHEET - 0000		(\$7,807,127.00)	\$0.00	(\$7,807,127.00)	(\$638,204.34)	(\$5,398,333.85)	(\$2,408,793.15)	\$0.00	(\$2,408,793.15)	30.85%
Fund: TITLE I - IASA - 24101		(\$7,807,127.00)	\$0.00	(\$7,807,127.00)	(\$638,204.34)	(\$5,398,333.85)	(\$2,408,793.15)	\$0.00	(\$2,408,793.15)	30.85%
24103.0000.41980.0000.000000.0000.00.0000	REFUND OF PRIOR YEAR'S EXPENDITURES	\$0.00	\$0.00	\$0.00	\$0.00	\$0.00	\$0.00	\$0.00	\$0.00	0.00%
24103.0000.44500.0000.000000.0000.00.0000	RESTRICTED GRANTS-IN-AID FROM THE FEDERAL	(\$107,936.00)	(\$129,858.00)	(\$237,794.00)	(\$2,204.05)	(\$54,196.11)	(\$183,597.89)	\$0.00	(\$183,597.89)	77.21%
Function: REVENUE/BALANCE SHEET - 0000		(\$107,936.00)	(\$129,858.00)	(\$237,794.00)	(\$2,204.05)	(\$54,196.11)	(\$183,597.89)	\$0.00	(\$183,597.89)	77.21%
Fund: MIGRANT CHILDREN EDUCATION - 24103		(\$107,936.00)	(\$129,858.00)	(\$237,794.00)	(\$2,204.05)	(\$54,196.11)	(\$183,597.89)	\$0.00	(\$183,597.89)	77.21%
24106.0000.41924.0000.000000.0000.00.0000	FLOWTHROUGH GRANTS FROM DISTRICT	\$0.00	\$0.00	\$0.00	\$0.00	\$0.00	\$0.00	\$0.00	\$0.00	0.00%
24106.0000.41980.0000.000000.0000.00.0000	REFUND OF PRIOR YEAR'S EXPENDITURES	\$0.00	\$0.00	\$0.00	\$0.00	(\$739.00)	\$739.00	\$0.00	\$739.00	0.00%
24106.0000.44500.0000.000000.0000.00.0000	RESTRICTED GRANTS-IN-AID FROM THE FEDERAL	(\$2,851,750.00)	\$0.00	(\$2,851,750.00)	(\$580,517.92)	(\$2,420,671.62)	(\$431,078.38)	\$0.00	(\$431,078.38)	15.12%
Function: REVENUE/BALANCE SHEET - 0000		(\$2,851,750.00)	\$0.00	(\$2,851,750.00)	(\$580,517.92)	(\$2,421,410.62)	(\$430,339.38)	\$0.00	(\$430,339.38)	15.09%
Fund: ENTITLEMENT IDEA-B - 24106		(\$2,851,750.00)	\$0.00	(\$2,851,750.00)	(\$580,517.92)	(\$2,421,410.62)	(\$430,339.38)	\$0.00	(\$430,339.38)	15.09%
24107.0000.44500.0000.000000.0000.00.0000	RESTRICTED GRANTS-IN-AID FROM THE FEDERAL	\$0.00	\$0.00	\$0.00	\$0.00	\$0.00	\$0.00	\$0.00	\$0.00	0.00%
Function: REVENUE/BALANCE SHEET - 0000		\$0.00	\$0.00	\$0.00	\$0.00	\$0.00	\$0.00	\$0.00	\$0.00	0.00%
Fund: DISCRETIONARY IDEA-B - 24107		\$0.00	\$0.00	\$0.00	\$0.00	\$0.00	\$0.00	\$0.00	\$0.00	0.00%
24108.0000.41980.0000.000000.0000.00.0000	REFUND OF PRIOR YEAR'S EXPENDITURES	\$0.00	\$0.00	\$0.00	\$0.00	\$0.00	\$0.00	\$0.00	\$0.00	0.00%
24108.0000.44500.0000.000000.0000.00.0000	RESTRICTED GRANTS-IN-AID FROM THE FEDERAL	\$0.00	\$0.00	\$0.00	\$0.00	(\$1,944.84)	\$1,944.84	\$0.00	\$1,944.84	0.00%
Function: REVENUE/BALANCE SHEET - 0000		\$0.00	\$0.00	\$0.00	\$0.00	(\$1,944.84)	\$1,944.84	\$0.00	\$1,944.84	0.00%
Fund: NEW MEXICO AUTISM PROJECT - 24108		\$0.00	\$0.00	\$0.00	\$0.00	(\$1,944.84)	\$1,944.84	\$0.00	\$1,944.84	0.00%
24109.0000.44500.0000.000000.0000.00.0000	RESTRICTED GRANTS-IN-AID FROM THE FEDERAL	(\$72,271.00)	\$0.00	(\$72,271.00)	(\$4,094.80)	(\$44,296.35)	(\$27,974.65)	\$0.00	(\$27,974.65)	38.71%
Function: REVENUE/BALANCE SHEET - 0000		(\$72,271.00)	\$0.00	(\$72,271.00)	(\$4,094.80)	(\$44,296.35)	(\$27,974.65)	\$0.00	(\$27,974.65)	38.71%
Fund: PRESCHOOL IDEA-B - 24109		(\$72,271.00)	\$0.00	(\$72,271.00)	(\$4,094.80)	(\$44,296.35)	(\$27,974.65)	\$0.00	(\$27,974.65)	38.71%
24112.0000.44500.0000.000000.0000.00.0000	RESTRICTED GRANTS-IN-AID FROM THE FEDERAL	\$0.00	\$0.00	\$0.00	\$0.00	\$0.00	\$0.00	\$0.00	\$0.00	0.00%
Function: REVENUE/BALANCE SHEET - 0000		\$0.00	\$0.00	\$0.00	\$0.00	\$0.00	\$0.00	\$0.00	\$0.00	0.00%
Fund: EARLY INTERVENTION SERVICES-IDEA B - 24112		\$0.00	\$0.00	\$0.00	\$0.00	\$0.00	\$0.00	\$0.00	\$0.00	0.00%
24113.0000.44500.0000.000000.0000.00.0000	RESTRICTED GRANTS-IN-AID FROM THE FEDERAL	(\$23,369.00)	\$0.00	(\$23,369.00)	\$0.00	(\$17,291.65)	(\$6,077.35)	\$0.00	(\$6,077.35)	26.01%
Function: REVENUE/BALANCE SHEET - 0000		(\$23,369.00)	\$0.00	(\$23,369.00)	\$0.00	(\$17,291.65)	(\$6,077.35)	\$0.00	(\$6,077.35)	26.01%
Fund: EDUCATION OF HOMELESS - 24113		(\$23,369.00)	\$0.00	(\$23,369.00)	\$0.00	(\$17,291.65)	(\$6,077.35)	\$0.00	(\$6,077.35)	26.01%
24115.0000.44500.0000.000000.0000.00.0000	RESTRICTED GRANTS-IN-AID FROM THE FEDERAL	\$0.00	\$0.00	\$0.00	\$0.00	\$0.00	\$0.00	\$0.00	\$0.00	0.00%
Function: REVENUE/BALANCE SHEET - 0000		\$0.00	\$0.00	\$0.00	\$0.00	\$0.00	\$0.00	\$0.00	\$0.00	0.00%

## Gadsden Independent Schools

### Revenue Report - All Funds

From Date: 2/1/2017

To Date: 2/28/2017

Fiscal Year: 2016-2017

Include pre encumbrance

Print accounts with zero balance

Filter Encumbrance Detail by Date Range

Exclude inactive accounts with zero balance

Account Number	Description	Budget	Adjustments	GL Budget	Current	YTD	Balance	Encumbrance	Budget Bal	% Rem
Fund: IDEA B PRIVATE SCHOOLS SHARE - 24115										
24118.0000.41500.0000.000000.0000.00.0000	INVESTMENT INCOME	\$0.00	\$0.00	\$0.00	\$0.00	\$0.00	\$0.00	\$0.00	\$0.00	0.00%
24118.0000.44500.0000.000000.0000.00.0000	RESTRICTED GRANTS-IN-AID FROM THE FEDERAL	\$0.00	(\$377,698.00)	(\$377,698.00)	(\$35,193.00)	(\$179,599.16)	(\$198,098.84)	\$0.00	(\$198,098.84)	52.45%
	Function: REVENUE/BALANCE SHEET - 0000	\$0.00	(\$377,698.00)	(\$377,698.00)	(\$35,193.00)	(\$179,599.16)	(\$198,098.84)	\$0.00	(\$198,098.84)	52.45%
Fund: FRUIT & VEGETABLE PROGRAM - 24118										
24119.0000.41980.0000.000000.0000.00.0000	REFUND OF PRIOR YEAR'S EXPENDITURES	\$0.00	\$0.00	\$0.00	\$0.00	\$0.00	\$0.00	\$0.00	\$0.00	0.00%
24119.0000.44500.0000.000000.0000.00.0000	RESTRICTED GRANTS-IN-AID FROM THE FEDERAL	\$0.00	\$0.00	\$0.00	\$0.00	(\$111,675.98)	\$111,675.98	\$0.00	\$111,675.98	0.00%
	Function: REVENUE/BALANCE SHEET - 0000	\$0.00	\$0.00	\$0.00	\$0.00	(\$111,675.98)	\$111,675.98	\$0.00	\$111,675.98	0.00%
Fund: 21ST CENTURY CLC - 24119										
24120.0000.44500.0000.000000.0000.00.0000	RESTRICTED GRANTS-IN-AID FROM THE FEDERAL	\$0.00	\$0.00	\$0.00	\$0.00	\$0.00	\$0.00	\$0.00	\$0.00	0.00%
	Function: REVENUE/BALANCE SHEET - 0000	\$0.00	\$0.00	\$0.00	\$0.00	\$0.00	\$0.00	\$0.00	\$0.00	0.00%
Fund: IDEA-B RISK POOL - 24120										
24124.0000.44500.0000.000000.0000.00.0000	RESTRICTED GRANTS-IN-AID FROM THE FEDERAL	\$0.00	\$0.00	\$0.00	\$0.00	\$0.00	\$0.00	\$0.00	\$0.00	0.00%
	Function: REVENUE/BALANCE SHEET - 0000	\$0.00	\$0.00	\$0.00	\$0.00	\$0.00	\$0.00	\$0.00	\$0.00	0.00%
Fund: TITLE 1 1003G - 24124										
24125.0000.44500.0000.000000.0000.00.0000	RESTRICTED GRANTS-IN-AID FROM THE FEDERAL	\$0.00	\$0.00	\$0.00	\$0.00	\$0.00	\$0.00	\$0.00	\$0.00	0.00%
	Function: REVENUE/BALANCE SHEET - 0000	\$0.00	\$0.00	\$0.00	\$0.00	\$0.00	\$0.00	\$0.00	\$0.00	0.00%
Fund: TITLE I FAMILY LITERACY IASA - 24125										
24126.0000.44500.0000.000000.0000.00.0000	RESTRICTED GRANTS-IN-AID FROM THE FEDERAL	\$0.00	\$0.00	\$0.00	\$0.00	\$0.00	\$0.00	\$0.00	\$0.00	0.00%
	Function: REVENUE/BALANCE SHEET - 0000	\$0.00	\$0.00	\$0.00	\$0.00	\$0.00	\$0.00	\$0.00	\$0.00	0.00%
Fund: LEARN & SERVICES (CNCS) - 24126										
24128.0000.44500.0000.000000.0000.00.0000	RESTRICTED GRANTS-IN-AID FROM THE FEDERAL	\$0.00	\$0.00	\$0.00	\$0.00	\$0.00	\$0.00	\$0.00	\$0.00	0.00%
	Function: REVENUE/BALANCE SHEET - 0000	\$0.00	\$0.00	\$0.00	\$0.00	\$0.00	\$0.00	\$0.00	\$0.00	0.00%
Fund: TITLE IV DRUG FREE SCHOOLS & COMM/ED - 24128										
24133.0000.44500.0000.000000.0000.00.0000	RESTRICTED GRANTS-IN-AID FROM THE FEDERAL	\$0.00	\$0.00	\$0.00	\$0.00	\$0.00	\$0.00	\$0.00	\$0.00	0.00%
	Function: REVENUE/BALANCE SHEET - 0000	\$0.00	\$0.00	\$0.00	\$0.00	\$0.00	\$0.00	\$0.00	\$0.00	0.00%
Fund: ENHANCING ED THRU TECH- (E2T2-F) - 24133										
24149.0000.41980.0000.000000.0000.00.0000	REFUND OF PRIOR YEAR'S EXPENDITURES	\$0.00	\$0.00	\$0.00	\$0.00	\$0.00	\$0.00	\$0.00	\$0.00	0.00%
24149.0000.44500.0000.000000.0000.00.0000	RESTRICTED GRANTS-IN-AID FROM THE FEDERAL	\$0.00	\$0.00	\$0.00	\$0.00	\$0.00	\$0.00	\$0.00	\$0.00	0.00%

# Gadsden Independent Schools

## Revenue Report - All Funds

From Date: 2/1/2017

To Date: 2/28/2017

Fiscal Year: 2016-2017

- Include pre encumbrance       Print accounts with zero balance       Filter Encumbrance Detail by Date Range  
 Exclude inactive accounts with zero balance

Account Number	Description	Budget	Adjustments	GL Budget	Current	YTD	Balance	Encumbrance	Budget Bal	% Rem
	Function: REVENUE/BALANCE SHEET - 0000	\$0.00	\$0.00	\$0.00	\$0.00	\$0.00	\$0.00	\$0.00	\$0.00	0.00%
	Fund: ENHANCING ED THRU TECH (E2T2-C) - 24149	\$0.00	\$0.00	\$0.00	\$0.00	\$0.00	\$0.00	\$0.00	\$0.00	0.00%
24150.0000.44500.0000.000000.0000.00.0000	RESTRICTED GRANTS-IN-AID FROM THE FEDERAL	\$0.00	\$0.00	\$0.00	\$0.00	\$0.00	\$0.00	\$0.00	\$0.00	0.00%
	Function: REVENUE/BALANCE SHEET - 0000	\$0.00	\$0.00	\$0.00	\$0.00	\$0.00	\$0.00	\$0.00	\$0.00	0.00%
	Fund: TITLE V-PART A INNOVATIVE ED PRO STRATEGIES - 24150	\$0.00	\$0.00	\$0.00	\$0.00	\$0.00	\$0.00	\$0.00	\$0.00	0.00%
24153.0000.41980.0000.000000.0000.00.0000	REFUND OF PRIOR YEAR'S EXPENDITURES	\$0.00	\$0.00	\$0.00	\$0.00	\$0.00	\$0.00	\$0.00	\$0.00	0.00%
24153.0000.44101.0000.000000.0000.00.0000	DIRECT FEDERAL GRANTS	\$0.00	\$0.00	\$0.00	\$0.00	\$0.00	\$0.00	\$0.00	\$0.00	0.00%
24153.0000.44500.0000.000000.0000.00.0000	RESTRICTED GRANTS-IN-AID FROM THE FEDERAL	(\$404,677.00)	\$0.00	(\$404,677.00)	(\$3,459.91)	(\$681,261.60)	\$276,584.60	\$0.00	\$276,584.60	-68.35%
	Function: REVENUE/BALANCE SHEET - 0000	(\$404,677.00)	\$0.00	(\$404,677.00)	(\$3,459.91)	(\$681,261.60)	\$276,584.60	\$0.00	\$276,584.60	-68.35%
	Fund: ENGLISH LANGUAGE ACQUISITION - 24153	(\$404,677.00)	\$0.00	(\$404,677.00)	(\$3,459.91)	(\$681,261.60)	\$276,584.60	\$0.00	\$276,584.60	-68.35%
24154.0000.41980.0000.000000.0000.00.0000	REFUND OF PRIOR YEAR'S EXPENDITURES	\$0.00	\$0.00	\$0.00	\$0.00	\$0.00	\$0.00	\$0.00	\$0.00	0.00%
24154.0000.44500.0000.000000.0000.00.0000	RESTRICTED GRANTS-IN-AID FROM THE FEDERAL	(\$905,971.00)	\$0.00	(\$905,971.00)	(\$123,360.02)	(\$559,787.13)	(\$346,183.87)	\$0.00	(\$346,183.87)	38.21%
	Function: REVENUE/BALANCE SHEET - 0000	(\$905,971.00)	\$0.00	(\$905,971.00)	(\$123,360.02)	(\$559,787.13)	(\$346,183.87)	\$0.00	(\$346,183.87)	38.21%
	Fund: TEACHER/PRINCIPAL TRAINING & RECRUITING - 24154	(\$905,971.00)	\$0.00	(\$905,971.00)	(\$123,360.02)	(\$559,787.13)	(\$346,183.87)	\$0.00	(\$346,183.87)	38.21%
24162.0000.44500.0000.000000.0000.00.0000	RESTRICTED GRANTS-IN-AID FROM THE FEDERAL	\$0.00	\$0.00	\$0.00	\$0.00	\$0.00	\$0.00	\$0.00	\$0.00	0.00%
	Function: REVENUE/BALANCE SHEET - 0000	\$0.00	\$0.00	\$0.00	\$0.00	\$0.00	\$0.00	\$0.00	\$0.00	0.00%
	Fund: TITLE I SCHOOL IMPROVEMENT - 24162	\$0.00	\$0.00	\$0.00	\$0.00	\$0.00	\$0.00	\$0.00	\$0.00	0.00%
24163.0000.41980.0000.000000.0000.00.0000	REFUND OF PRIOR YEAR'S EXPENDITURES	\$0.00	\$0.00	\$0.00	\$0.00	\$0.00	\$0.00	\$0.00	\$0.00	0.00%
24163.0000.44500.0000.000000.0000.00.0000	RESTRICTED GRANTS-IN-AID FROM THE FEDERAL	\$0.00	\$0.00	\$0.00	\$0.00	(\$38,582.32)	\$38,582.32	\$0.00	\$38,582.32	0.00%
	Function: REVENUE/BALANCE SHEET - 0000	\$0.00	\$0.00	\$0.00	\$0.00	(\$38,582.32)	\$38,582.32	\$0.00	\$38,582.32	0.00%
	Fund: IMMIGRANT FUNDING - TITLE III - 24163	\$0.00	\$0.00	\$0.00	\$0.00	(\$38,582.32)	\$38,582.32	\$0.00	\$38,582.32	0.00%
24168.0000.44500.0000.000000.0000.00.0000	RESTRICTED GRANTS-IN-AID FROM THE FEDERAL	\$0.00	\$0.00	\$0.00	\$0.00	\$0.00	\$0.00	\$0.00	\$0.00	0.00%
	Function: REVENUE/BALANCE SHEET - 0000	\$0.00	\$0.00	\$0.00	\$0.00	\$0.00	\$0.00	\$0.00	\$0.00	0.00%
	Fund: CARL D PERKINS TECH PREP - CURRENT - 24168	\$0.00	\$0.00	\$0.00	\$0.00	\$0.00	\$0.00	\$0.00	\$0.00	0.00%
24174.0000.41500.0000.000000.0000.00.0000	INVESTMENT INCOME	\$0.00	\$0.00	\$0.00	\$0.00	\$0.00	\$0.00	\$0.00	\$0.00	0.00%
24174.0000.44500.0000.000000.0000.00.0000	RESTRICTED GRANTS-IN-AID FROM THE FEDERAL	(\$192,845.00)	\$0.00	(\$192,845.00)	(\$9,072.67)	(\$72,382.38)	(\$120,462.62)	\$0.00	(\$120,462.62)	62.47%
	Function: REVENUE/BALANCE SHEET - 0000	(\$192,845.00)	\$0.00	(\$192,845.00)	(\$9,072.67)	(\$72,382.38)	(\$120,462.62)	\$0.00	(\$120,462.62)	62.47%
	Fund: CARL D PERKINS SECONDARY - CURRENT - 24174	(\$192,845.00)	\$0.00	(\$192,845.00)	(\$9,072.67)	(\$72,382.38)	(\$120,462.62)	\$0.00	(\$120,462.62)	62.47%
24175.0000.44500.0000.000000.0000.00.0000	RESTRICTED GRANTS-IN-AID FROM THE FEDERAL	\$0.00	\$0.00	\$0.00	\$0.00	\$0.00	\$0.00	\$0.00	\$0.00	0.00%

## Gadsden Independent Schools

### Revenue Report - All Funds

From Date: 2/1/2017

To Date: 2/28/2017

Fiscal Year: 2016-2017

Include pre encumbrance

Print accounts with zero balance

Filter Encumbrance Detail by Date Range

Exclude inactive accounts with zero balance

Account Number	Description	Budget	Adjustments	GL Budget	Current	YTD	Balance	Encumbrance	Budget Bal	% Rem
	Function: REVENUE/BALANCE SHEET - 0000	\$0.00	\$0.00	\$0.00	\$0.00	\$0.00	\$0.00	\$0.00	\$0.00	0.00%
ARL D PERKINS SECONDARY - PY UNLIQ. OBLIGATIONS - 24175		\$0.00	\$0.00	\$0.00	\$0.00	\$0.00	\$0.00	\$0.00	\$0.00	0.00%
24176.0000.41980.0000.000000.0000.00.0000	REFUND OF PRIOR YEAR'S EXPENDITURES	\$0.00	\$0.00	\$0.00	\$0.00	\$0.00	\$0.00	\$0.00	\$0.00	0.00%
24176.0000.44500.0000.000000.0000.00.0000	RESTRICTED GRANTS-IN-AID FROM THE FEDERAL	\$0.00	(\$11,388.00)	(\$11,388.00)	\$0.00	(\$39,214.82)	\$27,826.82	\$0.00	\$27,826.82	-244.35%
	Function: REVENUE/BALANCE SHEET - 0000	\$0.00	(\$11,388.00)	(\$11,388.00)	\$0.00	(\$39,214.82)	\$27,826.82	\$0.00	\$27,826.82	-244.35%
	Fund: CARL PERKINS REDISTRIBUTION - 24176	\$0.00	(\$11,388.00)	(\$11,388.00)	\$0.00	(\$39,214.82)	\$27,826.82	\$0.00	\$27,826.82	-244.35%
24180.0000.41980.0000.000000.0000.00.0000	REFUND OF PRIOR YEAR'S EXPENDITURES	\$0.00	\$0.00	\$0.00	\$0.00	\$0.00	\$0.00	\$0.00	\$0.00	0.00%
24180.0000.44500.0000.000000.0000.00.0000	RESTRICTED GRANTS-IN-AID FROM THE FEDERAL	\$0.00	\$0.00	\$0.00	\$0.00	\$0.00	\$0.00	\$0.00	\$0.00	0.00%
	Function: REVENUE/BALANCE SHEET - 0000	\$0.00	\$0.00	\$0.00	\$0.00	\$0.00	\$0.00	\$0.00	\$0.00	0.00%
	Fund: HIGH SCHOOLS THAT WORK - 24180	\$0.00	\$0.00	\$0.00	\$0.00	\$0.00	\$0.00	\$0.00	\$0.00	0.00%
24181.0000.44500.0000.000000.0000.00.0000	RESTRICTED GRANTS-IN-AID FROM THE FEDERAL	\$0.00	\$0.00	\$0.00	\$0.00	\$0.00	\$0.00	\$0.00	\$0.00	0.00%
	Function: REVENUE/BALANCE SHEET - 0000	\$0.00	\$0.00	\$0.00	\$0.00	\$0.00	\$0.00	\$0.00	\$0.00	0.00%
H SCHOOLS THAT WORK UNLIQUIDATED OBLIGATIONS - 24181		\$0.00	\$0.00	\$0.00	\$0.00	\$0.00	\$0.00	\$0.00	\$0.00	0.00%
24182.0000.44500.0000.000000.0000.00.0000	RESTRICTED GRANTS-IN-AID FROM THE FEDERAL	\$0.00	\$0.00	\$0.00	\$0.00	\$0.00	\$0.00	\$0.00	\$0.00	0.00%
	Function: REVENUE/BALANCE SHEET - 0000	\$0.00	\$0.00	\$0.00	\$0.00	\$0.00	\$0.00	\$0.00	\$0.00	0.00%
	Fund: CARL PERKINS HSTW REDISTRIBUTION 09-10 - 24182	\$0.00	\$0.00	\$0.00	\$0.00	\$0.00	\$0.00	\$0.00	\$0.00	0.00%
24187.0000.41980.0000.000000.0000.00.0000	REFUND OF PRIOR YEAR'S EXPENDITURES	\$0.00	\$0.00	\$0.00	\$0.00	\$0.00	\$0.00	\$0.00	\$0.00	0.00%
24187.0000.44500.0000.000000.0000.00.0000	RESTRICTED GRANTS-IN-AID FROM THE FEDERAL	\$0.00	\$0.00	\$0.00	\$0.00	\$0.00	\$0.00	\$0.00	\$0.00	0.00%
	Function: REVENUE/BALANCE SHEET - 0000	\$0.00	\$0.00	\$0.00	\$0.00	\$0.00	\$0.00	\$0.00	\$0.00	0.00%
	Fund: MIGRANT REGIONAL RECRUITING - 24187	\$0.00	\$0.00	\$0.00	\$0.00	\$0.00	\$0.00	\$0.00	\$0.00	0.00%
24201.0000.41980.0000.000000.0000.00.0000	REFUND OF PRIOR YEAR'S EXPENDITURES	\$0.00	\$0.00	\$0.00	\$0.00	\$0.00	\$0.00	\$0.00	\$0.00	0.00%
24201.0000.44500.0000.000000.0000.00.0000	RESTRICTED GRANTS-IN-AID FROM THE FEDERAL	\$0.00	\$0.00	\$0.00	\$0.00	\$0.00	\$0.00	\$0.00	\$0.00	0.00%
	Function: REVENUE/BALANCE SHEET - 0000	\$0.00	\$0.00	\$0.00	\$0.00	\$0.00	\$0.00	\$0.00	\$0.00	0.00%
	Fund: TITLE I STIMULUS - 24201	\$0.00	\$0.00	\$0.00	\$0.00	\$0.00	\$0.00	\$0.00	\$0.00	0.00%
24206.0000.44500.0000.000000.0000.00.0000	RESTRICTED GRANTS-IN-AID FROM THE FEDERAL	\$0.00	\$0.00	\$0.00	\$0.00	\$0.00	\$0.00	\$0.00	\$0.00	0.00%
	Function: REVENUE/BALANCE SHEET - 0000	\$0.00	\$0.00	\$0.00	\$0.00	\$0.00	\$0.00	\$0.00	\$0.00	0.00%
	Fund: IDEA B STIMULUS - 24206	\$0.00	\$0.00	\$0.00	\$0.00	\$0.00	\$0.00	\$0.00	\$0.00	0.00%
24209.0000.44500.0000.000000.0000.00.0000	RESTRICTED GRANTS-IN-AID FROM THE FEDERAL	\$0.00	\$0.00	\$0.00	\$0.00	\$0.00	\$0.00	\$0.00	\$0.00	0.00%
	Function: REVENUE/BALANCE SHEET - 0000	\$0.00	\$0.00	\$0.00	\$0.00	\$0.00	\$0.00	\$0.00	\$0.00	0.00%

# Gadsden Independent Schools

## Revenue Report - All Funds

From Date: 2/1/2017

To Date: 2/28/2017

Fiscal Year: 2016-2017

- Include pre encumbrance       Print accounts with zero balance       Filter Encumbrance Detail by Date Range  
 Exclude inactive accounts with zero balance

Account Number	Description	Budget	Adjustments	GL Budget	Current	YTD	Balance	Encumbrance	Budget Bal	% Rem
Fund: PRESCHOOL STIMULUS - 24209		\$0.00	\$0.00	\$0.00	\$0.00	\$0.00	\$0.00	\$0.00	\$0.00	0.00%
24212.0000.44500.0000.000000.0000.00.0000	RESTRICTED GRANTS-IN-AID FROM THE FEDERAL	\$0.00	\$0.00	\$0.00	\$0.00	\$0.00	\$0.00	\$0.00	\$0.00	0.00%
Function: REVENUE/BALANCE SHEET - 0000		\$0.00	\$0.00	\$0.00	\$0.00	\$0.00	\$0.00	\$0.00	\$0.00	0.00%
Fund: EARLY INTERVENING SERVICES-IDEA B STIMULUS - 24212		\$0.00	\$0.00	\$0.00	\$0.00	\$0.00	\$0.00	\$0.00	\$0.00	0.00%
24213.0000.41980.0000.000000.0000.00.0000	REFUND OF PRIOR YEAR'S EXPENDITURES	\$0.00	\$0.00	\$0.00	\$0.00	\$0.00	\$0.00	\$0.00	\$0.00	0.00%
24213.0000.44500.0000.000000.0000.00.0000	RESTRICTED GRANTS-IN-AID FROM THE FEDERAL	\$0.00	\$0.00	\$0.00	\$0.00	\$0.00	\$0.00	\$0.00	\$0.00	0.00%
Function: REVENUE/BALANCE SHEET - 0000		\$0.00	\$0.00	\$0.00	\$0.00	\$0.00	\$0.00	\$0.00	\$0.00	0.00%
Fund: HOMELESS STIMULUS - 24213		\$0.00	\$0.00	\$0.00	\$0.00	\$0.00	\$0.00	\$0.00	\$0.00	0.00%
24294.0000.44500.0000.000000.0000.00.0000	RESTRICTED GRANTS-IN-AID FROM THE FEDERAL	\$0.00	\$0.00	\$0.00	\$0.00	\$0.00	\$0.00	\$0.00	\$0.00	0.00%
Function: REVENUE/BALANCE SHEET - 0000		\$0.00	\$0.00	\$0.00	\$0.00	\$0.00	\$0.00	\$0.00	\$0.00	0.00%
Fund: GADSDEN ISD STEM PROGRAM - 24294		\$0.00	\$0.00	\$0.00	\$0.00	\$0.00	\$0.00	\$0.00	\$0.00	0.00%
25149.0000.44301.0000.000000.0000.00.0000	OTHER RESTRICTED GRANTS - FEDERAL DIRECT	\$0.00	\$0.00	\$0.00	\$0.00	\$0.00	\$0.00	\$0.00	\$0.00	0.00%
Function: REVENUE/BALANCE SHEET - 0000		\$0.00	\$0.00	\$0.00	\$0.00	\$0.00	\$0.00	\$0.00	\$0.00	0.00%
Fund: GRADS CHILD CARE CYFD - 25149		\$0.00	\$0.00	\$0.00	\$0.00	\$0.00	\$0.00	\$0.00	\$0.00	0.00%
25153.0000.41980.0000.000000.0000.00.0000	REFUND OF PRIOR YEAR'S EXPENDITURES	\$0.00	\$0.00	\$0.00	\$0.00	\$0.00	\$0.00	\$0.00	\$0.00	0.00%
25153.0000.44101.0000.000000.0000.00.0000	DIRECT FEDERAL GRANTS	\$0.00	\$0.00	\$0.00	\$0.00	\$0.00	\$0.00	\$0.00	\$0.00	0.00%
25153.0000.44301.0000.000000.0000.00.0000	OTHER RESTRICTED GRANTS - FEDERAL DIRECT	(\$700,000.00)	\$0.00	(\$700,000.00)	(\$1,212,004.82)	(\$1,712,148.09)	\$1,012,148.09	\$0.00	\$1,012,148.09	-144.59%
Function: REVENUE/BALANCE SHEET - 0000		(\$700,000.00)	\$0.00	(\$700,000.00)	(\$1,212,004.82)	(\$1,712,148.09)	\$1,012,148.09	\$0.00	\$1,012,148.09	-144.59%
Fund: TITLE XIX MEDICAID 3/21 YEARS - 25153		(\$700,000.00)	\$0.00	(\$700,000.00)	(\$1,212,004.82)	(\$1,712,148.09)	\$1,012,148.09	\$0.00	\$1,012,148.09	-144.59%
25158.0000.44101.0000.000000.0000.00.0000	DIRECT FEDERAL GRANTS	\$0.00	\$0.00	\$0.00	\$0.00	\$0.00	\$0.00	\$0.00	\$0.00	0.00%
25158.0000.44301.0000.000000.0000.00.0000	OTHER RESTRICTED GRANTS - FEDERAL DIRECT	\$0.00	\$0.00	\$0.00	\$0.00	\$0.00	\$0.00	\$0.00	\$0.00	0.00%
Function: REVENUE/BALANCE SHEET - 0000		\$0.00	\$0.00	\$0.00	\$0.00	\$0.00	\$0.00	\$0.00	\$0.00	0.00%
Fund: CAREER ACCESS PROGRAM NSF - 25158		\$0.00	\$0.00	\$0.00	\$0.00	\$0.00	\$0.00	\$0.00	\$0.00	0.00%
25162.0000.44101.0000.000000.0000.00.0000	DIRECT FEDERAL GRANTS	\$0.00	\$0.00	\$0.00	\$0.00	\$0.00	\$0.00	\$0.00	\$0.00	0.00%
25162.0000.44301.0000.000000.0000.00.0000	OTHER RESTRICTED GRANTS - FEDERAL DIRECT	\$0.00	\$0.00	\$0.00	\$0.00	\$0.00	\$0.00	\$0.00	\$0.00	0.00%
Function: REVENUE/BALANCE SHEET - 0000		\$0.00	\$0.00	\$0.00	\$0.00	\$0.00	\$0.00	\$0.00	\$0.00	0.00%
Fund: TANF/GRADS HSD - 25162		\$0.00	\$0.00	\$0.00	\$0.00	\$0.00	\$0.00	\$0.00	\$0.00	0.00%
25249.0000.44301.0000.000000.0000.00.0000	OTHER RESTRICTED GRANTS - FEDERAL DIRECT	\$0.00	\$0.00	\$0.00	\$0.00	\$0.00	\$0.00	\$0.00	\$0.00	0.00%
Function: REVENUE/BALANCE SHEET - 0000		\$0.00	\$0.00	\$0.00	\$0.00	\$0.00	\$0.00	\$0.00	\$0.00	0.00%

## Gadsden Independent Schools

### Revenue Report - All Funds

From Date: 2/1/2017

To Date: 2/28/2017

Fiscal Year: 2016-2017

Include pre encumbrance

Print accounts with zero balance

Filter Encumbrance Detail by Date Range

Exclude inactive accounts with zero balance

Account Number	Description	Budget	Adjustments	GL Budget	Current	YTD	Balance	Encumbrance	Budget Bal	% Rem
und: EMERGENCY MANAGEMENT FOR SCHOOL GRANT - 25249		\$0.00	\$0.00	\$0.00	\$0.00	\$0.00	\$0.00	\$0.00	\$0.00	0.00%
25250.0000.43120.0000.000000.0000.00.0000	CHARTER SCHOOL ADMIN REVENUE	\$0.00	\$0.00	\$0.00	\$0.00	\$0.00	\$0.00	\$0.00	\$0.00	0.00%
25250.0000.44301.0000.000000.0000.00.0000	OTHER RESTRICTED GRANTS - FEDERAL DIRECT	\$0.00	\$0.00	\$0.00	\$0.00	\$0.00	\$0.00	\$0.00	\$0.00	0.00%
Function: REVENUE/BALANCE SHEET - 0000		\$0.00	\$0.00	\$0.00	\$0.00	\$0.00	\$0.00	\$0.00	\$0.00	0.00%
Fund: SEG-FEDERAL STIMULUS - 25250		\$0.00	\$0.00	\$0.00	\$0.00	\$0.00	\$0.00	\$0.00	\$0.00	0.00%
25255.0000.44301.0000.000000.0000.00.0000	OTHER RESTRICTED GRANTS - FEDERAL DIRECT	\$0.00	\$0.00	\$0.00	\$0.00	\$0.00	\$0.00	\$0.00	\$0.00	0.00%
Function: REVENUE/BALANCE SHEET - 0000		\$0.00	\$0.00	\$0.00	\$0.00	\$0.00	\$0.00	\$0.00	\$0.00	0.00%
Fund: EDUCATION JOBS FUND - 25255		\$0.00	\$0.00	\$0.00	\$0.00	\$0.00	\$0.00	\$0.00	\$0.00	0.00%
26103.0000.41921.0000.000000.0000.00.0000	INSTRUCTIONAL - CATEGORICAL	\$0.00	\$0.00	\$0.00	\$0.00	\$0.00	\$0.00	\$0.00	\$0.00	0.00%
Function: REVENUE/BALANCE SHEET - 0000		\$0.00	\$0.00	\$0.00	\$0.00	\$0.00	\$0.00	\$0.00	\$0.00	0.00%
Fund: ENLACE-UNM - 26103		\$0.00	\$0.00	\$0.00	\$0.00	\$0.00	\$0.00	\$0.00	\$0.00	0.00%
26121.0000.41922.0000.000000.0000.00.0000	INSTRUCTIONAL SUPPORT - CATEGORICAL	\$0.00	\$0.00	\$0.00	\$0.00	\$0.00	\$0.00	\$0.00	\$0.00	0.00%
Function: REVENUE/BALANCE SHEET - 0000		\$0.00	\$0.00	\$0.00	\$0.00	\$0.00	\$0.00	\$0.00	\$0.00	0.00%
Fund: KELLOGG FUND/KELLOGG FOUNDATION - 26121		\$0.00	\$0.00	\$0.00	\$0.00	\$0.00	\$0.00	\$0.00	\$0.00	0.00%
26123.0000.41921.0000.000000.0000.00.0000	INSTRUCTIONAL - CATEGORICAL	\$0.00	\$0.00	\$0.00	\$0.00	\$0.00	\$0.00	\$0.00	\$0.00	0.00%
Function: REVENUE/BALANCE SHEET - 0000		\$0.00	\$0.00	\$0.00	\$0.00	\$0.00	\$0.00	\$0.00	\$0.00	0.00%
Fund: PNM FOUNDATION INC - 26123		\$0.00	\$0.00	\$0.00	\$0.00	\$0.00	\$0.00	\$0.00	\$0.00	0.00%
26125.0000.41922.0000.000000.0000.00.0000	INSTRUCTIONAL SUPPORT - CATEGORICAL	\$0.00	\$0.00	\$0.00	\$0.00	\$0.00	\$0.00	\$0.00	\$0.00	0.00%
Function: REVENUE/BALANCE SHEET - 0000		\$0.00	\$0.00	\$0.00	\$0.00	\$0.00	\$0.00	\$0.00	\$0.00	0.00%
Fund: WALLACE FOUNDATION - 26125		\$0.00	\$0.00	\$0.00	\$0.00	\$0.00	\$0.00	\$0.00	\$0.00	0.00%
26143.0000.41921.0000.000000.0000.00.0000	INSTRUCTIONAL - CATEGORICAL	\$0.00	\$0.00	\$0.00	\$0.00	\$0.00	\$0.00	\$0.00	\$0.00	0.00%
26143.0000.41980.0000.000000.0000.00.0000	REFUND OF PRIOR YEAR'S EXPENDITURES	\$0.00	\$0.00	\$0.00	\$0.00	\$0.00	\$0.00	\$0.00	\$0.00	0.00%
Function: REVENUE/BALANCE SHEET - 0000		\$0.00	\$0.00	\$0.00	\$0.00	\$0.00	\$0.00	\$0.00	\$0.00	0.00%
Fund: SAVE THE CHILDREN - 26143		\$0.00	\$0.00	\$0.00	\$0.00	\$0.00	\$0.00	\$0.00	\$0.00	0.00%
26153.0000.41920.0000.000000.0000.00.0000	CONTRIBUTIONS AND DONATIONS FROM PRIVATE	\$0.00	\$0.00	\$0.00	\$0.00	\$0.00	\$0.00	\$0.00	\$0.00	0.00%
26153.0000.41921.0000.000000.0000.00.0000	INSTRUCTIONAL - CATEGORICAL	\$0.00	\$0.00	\$0.00	\$0.00	\$0.00	\$0.00	\$0.00	\$0.00	0.00%
Function: REVENUE/BALANCE SHEET - 0000		\$0.00	\$0.00	\$0.00	\$0.00	\$0.00	\$0.00	\$0.00	\$0.00	0.00%
Fund: PASO DEL NORTE HEALTH FOUNDATION - 26153		\$0.00	\$0.00	\$0.00	\$0.00	\$0.00	\$0.00	\$0.00	\$0.00	0.00%
26155.0000.41920.0000.000000.0000.00.0000	CONTRIBUTIONS AND DONATIONS FROM PRIVATE	\$0.00	\$0.00	\$0.00	\$0.00	\$0.00	\$0.00	\$0.00	\$0.00	0.00%



**Gadsden Independent Schools**

**Revenue Report - All Funds**

From Date: 2/1/2017

To Date: 2/28/2017

Fiscal Year: 2016-2017

- Include pre encumbrance       Print accounts with zero balance       Filter Encumbrance Detail by Date Range  
 Exclude inactive accounts with zero balance

Account Number	Description	Budget	Adjustments	GL Budget	Current	YTD	Balance	Encumbrance	Budget Bal	% Rem
	Function: REVENUE/BALANCE SHEET - 0000	\$0.00	\$0.00	\$0.00	\$0.00	\$0.00	\$0.00	\$0.00	\$0.00	0.00%
	Fund: CENTER FOR SERVICES LEARNING OPP IN ED - 26155	\$0.00	\$0.00	\$0.00	\$0.00	\$0.00	\$0.00	\$0.00	\$0.00	0.00%
26167.0000.41921.0000.000000.0000.00.0000	INSTRUCTIONAL - CATEGORICAL	\$0.00	\$0.00	\$0.00	\$0.00	\$0.00	\$0.00	\$0.00	\$0.00	0.00%
	Function: REVENUE/BALANCE SHEET - 0000	\$0.00	\$0.00	\$0.00	\$0.00	\$0.00	\$0.00	\$0.00	\$0.00	0.00%
	Fund: TOYOTA TAPESTRY - 26167	\$0.00	\$0.00	\$0.00	\$0.00	\$0.00	\$0.00	\$0.00	\$0.00	0.00%
26170.0000.41921.0000.000000.0000.00.0000	INSTRUCTIONAL - CATEGORICAL	\$0.00	\$0.00	\$0.00	\$0.00	\$0.00	\$0.00	\$0.00	\$0.00	0.00%
	Function: REVENUE/BALANCE SHEET - 0000	\$0.00	\$0.00	\$0.00	\$0.00	\$0.00	\$0.00	\$0.00	\$0.00	0.00%
	Fund: MICROSOFT SETTLEMENT FUNDS - 26170	\$0.00	\$0.00	\$0.00	\$0.00	\$0.00	\$0.00	\$0.00	\$0.00	0.00%
26175.0000.41921.0000.000000.0000.00.0000	INSTRUCTIONAL - CATEGORICAL	\$0.00	\$0.00	\$0.00	\$0.00	\$0.00	\$0.00	\$0.00	\$0.00	0.00%
	Function: REVENUE/BALANCE SHEET - 0000	\$0.00	\$0.00	\$0.00	\$0.00	\$0.00	\$0.00	\$0.00	\$0.00	0.00%
	Fund: QWEST FOUNDATION HOMEWORK HOTLINE - 26175	\$0.00	\$0.00	\$0.00	\$0.00	\$0.00	\$0.00	\$0.00	\$0.00	0.00%
26176.0000.41921.0000.000000.0000.00.0000	INSTRUCTIONAL - CATEGORICAL	\$0.00	\$0.00	\$0.00	\$0.00	\$0.00	\$0.00	\$0.00	\$0.00	0.00%
	Function: REVENUE/BALANCE SHEET - 0000	\$0.00	\$0.00	\$0.00	\$0.00	\$0.00	\$0.00	\$0.00	\$0.00	0.00%
	Fund: NM COMMUNITY FOUNDATION GRANT - 26176	\$0.00	\$0.00	\$0.00	\$0.00	\$0.00	\$0.00	\$0.00	\$0.00	0.00%
26179.0000.41921.0000.000000.0000.00.0000	INSTRUCTIONAL - CATEGORICAL	\$0.00	\$0.00	\$0.00	\$0.00	\$0.00	\$0.00	\$0.00	\$0.00	0.00%
	Function: REVENUE/BALANCE SHEET - 0000	\$0.00	\$0.00	\$0.00	\$0.00	\$0.00	\$0.00	\$0.00	\$0.00	0.00%
	Fund: A+ FOR ENERGY GRANT - 26179	\$0.00	\$0.00	\$0.00	\$0.00	\$0.00	\$0.00	\$0.00	\$0.00	0.00%
26204.0000.41921.0000.000000.0000.00.0000	INSTRUCTIONAL - CATEGORICAL	\$0.00	\$0.00	\$0.00	(\$875.08)	(\$532,632.67)	\$532,632.67	\$0.00	\$532,632.67	0.00%
26204.0000.41980.0000.000000.0000.00.0000	REFUND OF PRIOR YEAR'S EXPENDITURES	\$0.00	\$0.00	\$0.00	\$0.00	(\$228.50)	\$228.50	\$0.00	\$228.50	0.00%
	Function: REVENUE/BALANCE SHEET - 0000	\$0.00	\$0.00	\$0.00	(\$875.08)	(\$532,861.17)	\$532,861.17	\$0.00	\$532,861.17	0.00%
	Fund: SPACEPORT GRT GRANT - 26204	\$0.00	\$0.00	\$0.00	(\$875.08)	(\$532,861.17)	\$532,861.17	\$0.00	\$532,861.17	0.00%
26215.0000.41921.0000.000000.0000.00.0000	INSTRUCTIONAL - CATEGORICAL	\$0.00	\$0.00	\$0.00	\$0.00	\$0.00	\$0.00	\$0.00	\$0.00	0.00%
	Function: REVENUE/BALANCE SHEET - 0000	\$0.00	\$0.00	\$0.00	\$0.00	\$0.00	\$0.00	\$0.00	\$0.00	0.00%
	Fund: THE BRIDGE OF SOUTHERN NEW MEXICO - 26215	\$0.00	\$0.00	\$0.00	\$0.00	\$0.00	\$0.00	\$0.00	\$0.00	0.00%
27102.0000.43202.0000.000000.0000.00.0000	RESTRICTED GRANTS - STATE SOURCES	\$0.00	\$0.00	\$0.00	\$0.00	\$0.00	\$0.00	\$0.00	\$0.00	0.00%
	Function: REVENUE/BALANCE SHEET - 0000	\$0.00	\$0.00	\$0.00	\$0.00	\$0.00	\$0.00	\$0.00	\$0.00	0.00%
	Fund: NEW SCHOOL DEVELOPMENT - 27102	\$0.00	\$0.00	\$0.00	\$0.00	\$0.00	\$0.00	\$0.00	\$0.00	0.00%
27103.0000.43202.0000.000000.0000.00.0000	RESTRICTED GRANTS - STATE SOURCES	\$0.00	(\$32,402.00)	(\$32,402.00)	\$0.00	(\$30,407.00)	(\$1,995.00)	\$0.00	(\$1,995.00)	6.16%
	Function: REVENUE/BALANCE SHEET - 0000	\$0.00	(\$32,402.00)	(\$32,402.00)	\$0.00	(\$30,407.00)	(\$1,995.00)	\$0.00	(\$1,995.00)	6.16%

## Gadsden Independent Schools

### Revenue Report - All Funds

From Date: 2/1/2017

To Date: 2/28/2017

Fiscal Year: 2016-2017

- Include pre encumbrance       Print accounts with zero balance       Filter Encumbrance Detail by Date Range  
 Exclude inactive accounts with zero balance

Account Number	Description	Budget	Adjustments	GL Budget	Current	YTD	Balance	Encumbrance	Budget Bal	% Rem
Fund: 2009 DUAL CREDIT INSTRUCTIONAL MATERIALS - 27103		\$0.00	(\$32,402.00)	(\$32,402.00)	\$0.00	(\$30,407.00)	(\$1,995.00)	\$0.00	(\$1,995.00)	6.16%
27105.0000.43202.0000.000000.0000.00.0000	RESTRICTED GRANTS - STATE SOURCES	\$0.00	\$0.00	\$0.00	\$0.00	\$0.00	\$0.00	\$0.00	\$0.00	0.00%
	Function: REVENUE/BALANCE SHEET - 0000	\$0.00	\$0.00	\$0.00	\$0.00	\$0.00	\$0.00	\$0.00	\$0.00	0.00%
Fund: GO BONDS-STUDENT LIBRARY FUND - 27105		\$0.00	\$0.00	\$0.00	\$0.00	\$0.00	\$0.00	\$0.00	\$0.00	0.00%
27106.0000.43202.0000.000000.0000.00.0000	RESTRICTED GRANTS - STATE SOURCES	\$0.00	\$0.00	\$0.00	\$0.00	\$0.00	\$0.00	\$0.00	\$0.00	0.00%
	Function: REVENUE/BALANCE SHEET - 0000	\$0.00	\$0.00	\$0.00	\$0.00	\$0.00	\$0.00	\$0.00	\$0.00	0.00%
Fund: GO BONDS STUDENT LIBRARY FUND SB-1 - 27106		\$0.00	\$0.00	\$0.00	\$0.00	\$0.00	\$0.00	\$0.00	\$0.00	0.00%
27107.0000.43202.0000.000000.0000.00.0000	RESTRICTED GRANTS - STATE SOURCES	\$0.00	\$0.00	\$0.00	\$0.00	\$0.00	\$0.00	\$0.00	\$0.00	0.00%
	Function: REVENUE/BALANCE SHEET - 0000	(\$102,325.00)	\$0.00	(\$102,325.00)	\$0.00	\$0.00	(\$102,325.00)	\$0.00	(\$102,325.00)	100.00%
	Function: REVENUE/BALANCE SHEET - 0000	(\$102,325.00)	\$0.00	(\$102,325.00)	\$0.00	\$0.00	(\$102,325.00)	\$0.00	(\$102,325.00)	100.00%
Fund: 2012 GO BOND STUDENT LIBRARY - 27107		(\$102,325.00)	\$0.00	(\$102,325.00)	\$0.00	\$0.00	(\$102,325.00)	\$0.00	(\$102,325.00)	100.00%
27108.0000.43202.0000.000000.0000.00.0000	RESTRICTED GRANTS - STATE SOURCES	\$0.00	\$0.00	\$0.00	\$0.00	\$0.00	\$0.00	\$0.00	\$0.00	0.00%
27108.0000.43204.0000.000000.0000.00.0000	RESTRICTED GRANTS-STATE PY BALANCES	\$0.00	\$0.00	\$0.00	\$0.00	\$0.00	\$0.00	\$0.00	\$0.00	0.00%
	Function: REVENUE/BALANCE SHEET - 0000	\$0.00	\$0.00	\$0.00	\$0.00	\$0.00	\$0.00	\$0.00	\$0.00	0.00%
Fund: PARCC READINESS - 27108		\$0.00	\$0.00	\$0.00	\$0.00	\$0.00	\$0.00	\$0.00	\$0.00	0.00%
27114.0000.43202.0000.000000.0000.00.0000	RESTRICTED GRANTS - STATE SOURCES	\$0.00	(\$153,750.00)	(\$153,750.00)	\$0.00	(\$16,193.82)	(\$137,556.18)	\$0.00	(\$137,556.18)	89.47%
	Function: REVENUE/BALANCE SHEET - 0000	\$0.00	(\$153,750.00)	(\$153,750.00)	\$0.00	(\$16,193.82)	(\$137,556.18)	\$0.00	(\$137,556.18)	89.47%
Fund: NM READS TO LEAD! K-3 INITIATIVE - 27114		\$0.00	(\$153,750.00)	(\$153,750.00)	\$0.00	(\$16,193.82)	(\$137,556.18)	\$0.00	(\$137,556.18)	89.47%
27117.0000.43202.0000.000000.0000.00.0000	RESTRICTED GRANTS - STATE SOURCES	\$0.00	\$0.00	\$0.00	\$0.00	\$0.00	\$0.00	\$0.00	\$0.00	0.00%
	Function: REVENUE/BALANCE SHEET - 0000	\$0.00	\$0.00	\$0.00	\$0.00	\$0.00	\$0.00	\$0.00	\$0.00	0.00%
Fund: TECHNOLOGY FOR EDUCATION PED - 27117		\$0.00	\$0.00	\$0.00	\$0.00	\$0.00	\$0.00	\$0.00	\$0.00	0.00%
27122.0000.41980.0000.000000.0000.00.0000	REFUND OF PRIOR YEAR'S EXPENDITURES	\$0.00	\$0.00	\$0.00	\$0.00	\$0.00	\$0.00	\$0.00	\$0.00	0.00%
27122.0000.43202.0000.000000.0000.00.0000	RESTRICTED GRANTS - STATE SOURCES	\$0.00	\$0.00	\$0.00	\$0.00	\$0.00	\$0.00	\$0.00	\$0.00	0.00%
	Function: REVENUE/BALANCE SHEET - 0000	\$0.00	\$0.00	\$0.00	\$0.00	\$0.00	\$0.00	\$0.00	\$0.00	0.00%
Fund: TEACHER/SCHOOL LEADER STIPEND - 27122		\$0.00	\$0.00	\$0.00	\$0.00	\$0.00	\$0.00	\$0.00	\$0.00	0.00%
27129.0000.43202.0000.000000.0000.00.0000	RESTRICTED GRANTS - STATE SOURCES	\$0.00	\$0.00	\$0.00	\$0.00	\$0.00	\$0.00	\$0.00	\$0.00	0.00%
	Function: REVENUE/BALANCE SHEET - 0000	\$0.00	\$0.00	\$0.00	\$0.00	\$0.00	\$0.00	\$0.00	\$0.00	0.00%
Fund: ADVANCED PLACEMENT PROGRAM - 27129		\$0.00	\$0.00	\$0.00	\$0.00	\$0.00	\$0.00	\$0.00	\$0.00	0.00%
27138.0000.43202.0000.000000.0000.00.0000	RESTRICTED GRANTS - STATE SOURCES	\$0.00	\$0.00	\$0.00	\$0.00	\$0.00	\$0.00	\$0.00	\$0.00	0.00%

Gadsden Independent Schools

Revenue Report - All Funds

From Date: 2/1/2017

To Date: 2/28/2017

Fiscal Year: 2016-2017

- Include pre encumbrance       Print accounts with zero balance       Filter Encumbrance Detail by Date Range  
 Exclude inactive accounts with zero balance

Account Number	Description	Budget	Adjustments	GL Budget	Current	YTD	Balance	Encumbrance	Budget Bal	% Rem
	Function: REVENUE/BALANCE SHEET - 0000	\$0.00	\$0.00	\$0.00	\$0.00	\$0.00	\$0.00	\$0.00	\$0.00	0.00%
	Fund: INCENTIVES FOR SCHOOL IMPR ACT PED - 27138	\$0.00	\$0.00	\$0.00	\$0.00	\$0.00	\$0.00	\$0.00	\$0.00	0.00%
27139.0000.43202.0000.000000.0000.00.0000	RESTRICTED GRANTS - STATE SOURCES	\$0.00	\$0.00	\$0.00	\$0.00	\$0.00	\$0.00	\$0.00	\$0.00	0.00%
	Function: REVENUE/BALANCE SHEET - 0000	\$0.00	\$0.00	\$0.00	\$0.00	\$0.00	\$0.00	\$0.00	\$0.00	0.00%
	Fund: TRUANCY CYFD - 27139	\$0.00	\$0.00	\$0.00	\$0.00	\$0.00	\$0.00	\$0.00	\$0.00	0.00%
27140.0000.43202.0000.000000.0000.00.0000	RESTRICTED GRANTS - STATE SOURCES	\$0.00	\$0.00	\$0.00	\$0.00	\$0.00	\$0.00	\$0.00	\$0.00	0.00%
	Function: REVENUE/BALANCE SHEET - 0000	\$0.00	\$0.00	\$0.00	\$0.00	\$0.00	\$0.00	\$0.00	\$0.00	0.00%
	Fund: FAMILY & YOUTH RESOURCE PRO PED - 27140	\$0.00	\$0.00	\$0.00	\$0.00	\$0.00	\$0.00	\$0.00	\$0.00	0.00%
27141.0000.43202.0000.000000.0000.00.0000	RESTRICTED GRANTS - STATE SOURCES	\$0.00	\$0.00	\$0.00	\$0.00	\$0.00	\$0.00	\$0.00	\$0.00	0.00%
	Function: REVENUE/BALANCE SHEET - 0000	\$0.00	\$0.00	\$0.00	\$0.00	\$0.00	\$0.00	\$0.00	\$0.00	0.00%
	Fund: TRUANCY INITIATIVE PED - 27141	\$0.00	\$0.00	\$0.00	\$0.00	\$0.00	\$0.00	\$0.00	\$0.00	0.00%
27142.0000.43102.0000.000000.0000.00.0000	SDE STATE FLOWTHROUGH GRANTS	\$0.00	\$0.00	\$0.00	\$0.00	\$0.00	\$0.00	\$0.00	\$0.00	0.00%
	Function: REVENUE/BALANCE SHEET - 0000	\$0.00	\$0.00	\$0.00	\$0.00	\$0.00	\$0.00	\$0.00	\$0.00	0.00%
	Fund: LEGIS APPRO - LAWS OF NM 2004 - 27142	\$0.00	\$0.00	\$0.00	\$0.00	\$0.00	\$0.00	\$0.00	\$0.00	0.00%
27145.0000.43202.0000.000000.0000.00.0000	RESTRICTED GRANTS - STATE SOURCES	\$0.00	\$0.00	\$0.00	\$0.00	\$0.00	\$0.00	\$0.00	\$0.00	0.00%
	Function: REVENUE/BALANCE SHEET - 0000	\$0.00	\$0.00	\$0.00	\$0.00	\$0.00	\$0.00	\$0.00	\$0.00	0.00%
	Fund: LIBRARIES - GO BONDS-LAWS OF 2004 - 27145	\$0.00	\$0.00	\$0.00	\$0.00	\$0.00	\$0.00	\$0.00	\$0.00	0.00%
27147.0000.43202.0000.000000.0000.00.0000	RESTRICTED GRANTS - STATE SOURCES	\$0.00	\$0.00	\$0.00	\$0.00	\$0.00	\$0.00	\$0.00	\$0.00	0.00%
	Function: REVENUE/BALANCE SHEET - 0000	\$0.00	\$0.00	\$0.00	\$0.00	\$0.00	\$0.00	\$0.00	\$0.00	0.00%
	Fund: FEDERAL RELIEF FUND - 27147	\$0.00	\$0.00	\$0.00	\$0.00	\$0.00	\$0.00	\$0.00	\$0.00	0.00%
27149.0000.41980.0000.000000.0000.00.0000	REFUND OF PRIOR YEAR'S EXPENDITURES	\$0.00	\$0.00	\$0.00	\$0.00	\$0.00	\$0.00	\$0.00	\$0.00	0.00%
27149.0000.43202.0000.000000.0000.00.0000	RESTRICTED GRANTS - STATE SOURCES	(\$1,999,179.00)	\$0.00	(\$1,999,179.00)	(\$55,565.19)	(\$955,403.56)	(\$1,043,775.44)	\$0.00	(\$1,043,775.44)	52.21%
	Function: REVENUE/BALANCE SHEET - 0000	(\$1,999,179.00)	\$0.00	(\$1,999,179.00)	(\$55,565.19)	(\$955,403.56)	(\$1,043,775.44)	\$0.00	(\$1,043,775.44)	52.21%
	Fund: PREK INITIATIVE - 27149	(\$1,999,179.00)	\$0.00	(\$1,999,179.00)	(\$55,565.19)	(\$955,403.56)	(\$1,043,775.44)	\$0.00	(\$1,043,775.44)	52.21%
27154.0000.43202.0000.000000.0000.00.0000	RESTRICTED GRANTS - STATE SOURCES	\$0.00	\$0.00	\$0.00	\$0.00	\$0.00	\$0.00	\$0.00	\$0.00	0.00%
	Function: REVENUE/BALANCE SHEET - 0000	\$0.00	\$0.00	\$0.00	\$0.00	\$0.00	\$0.00	\$0.00	\$0.00	0.00%
	Fund: BEGINNING TEACHER MENTORING PROGRAM - 27154	\$0.00	\$0.00	\$0.00	\$0.00	\$0.00	\$0.00	\$0.00	\$0.00	0.00%
27155.0000.43202.0000.000000.0000.00.0000	RESTRICTED GRANTS - STATE SOURCES	\$0.00	(\$182,251.00)	(\$182,251.00)	(\$7,318.50)	(\$46,117.60)	(\$136,133.40)	\$0.00	(\$136,133.40)	74.70%
	Function: REVENUE/BALANCE SHEET - 0000	\$0.00	(\$182,251.00)	(\$182,251.00)	(\$7,318.50)	(\$46,117.60)	(\$136,133.40)	\$0.00	(\$136,133.40)	74.70%

## Gadsden Independent Schools

### Revenue Report - All Funds

From Date: 2/1/2017

To Date: 2/28/2017

Fiscal Year: 2016-2017

Include pre encumbrance

Print accounts with zero balance

Filter Encumbrance Detail by Date Range

Exclude inactive accounts with zero balance

Account Number	Description	Budget	Adjustments	GL Budget	Current	YTD	Balance	Encumbrance	Budget Bal	% Rem
Fund: BREAKFAST FOR ELEMENTARY STUDENTS - 27155		\$0.00	(\$182,251.00)	(\$182,251.00)	(\$7,318.50)	(\$46,117.60)	(\$136,133.40)	\$0.00	(\$136,133.40)	74.70%
27163.0000.43202.0000.000000.0000.00.0000	RESTRICTED GRANTS - STATE SOURCES	\$0.00	\$0.00	\$0.00	\$0.00	\$0.00	\$0.00	\$0.00	\$0.00	0.00%
Function: REVENUE/BALANCE SHEET - 0000		\$0.00	\$0.00	\$0.00	\$0.00	\$0.00	\$0.00	\$0.00	\$0.00	0.00%
Fund: SCHOOL IN NEED OF IMPROVEMENT - 27163		\$0.00	\$0.00	\$0.00	\$0.00	\$0.00	\$0.00	\$0.00	\$0.00	0.00%
27164.0000.43202.0000.000000.0000.00.0000	RESTRICTED GRANTS - STATE SOURCES	\$0.00	\$0.00	\$0.00	\$0.00	\$0.00	\$0.00	\$0.00	\$0.00	0.00%
Function: REVENUE/BALANCE SHEET - 0000		\$0.00	\$0.00	\$0.00	\$0.00	\$0.00	\$0.00	\$0.00	\$0.00	0.00%
Fund: SCHOOL IMPROVEMENT FRAMEWORK - 27164		\$0.00	\$0.00	\$0.00	\$0.00	\$0.00	\$0.00	\$0.00	\$0.00	0.00%
27165.0000.43202.0000.000000.0000.00.0000	RESTRICTED GRANTS - STATE SOURCES	\$0.00	\$0.00	\$0.00	\$0.00	\$0.00	\$0.00	\$0.00	\$0.00	0.00%
Function: REVENUE/BALANCE SHEET - 0000		\$0.00	\$0.00	\$0.00	\$0.00	\$0.00	\$0.00	\$0.00	\$0.00	0.00%
Fund: LEGIS APPROP-LAWS 2007 PROMISE FOR SUCCESS - 27165		\$0.00	\$0.00	\$0.00	\$0.00	\$0.00	\$0.00	\$0.00	\$0.00	0.00%
27166.0000.43202.0000.000000.0000.00.0000	RESTRICTED GRANTS - STATE SOURCES	(\$1,239,593.00)	\$99,119.00	(\$1,140,474.00)	\$0.00	(\$1,348,006.88)	\$207,532.88	\$0.00	\$207,532.88	-18.20%
Function: REVENUE/BALANCE SHEET - 0000		(\$1,239,593.00)	\$99,119.00	(\$1,140,474.00)	\$0.00	(\$1,348,006.88)	\$207,532.88	\$0.00	\$207,532.88	-18.20%
Fund: KINDERGARTEN-THREE PLUS - 27166		(\$1,239,593.00)	\$99,119.00	(\$1,140,474.00)	\$0.00	(\$1,348,006.88)	\$207,532.88	\$0.00	\$207,532.88	-18.20%
27168.0000.43202.0000.000000.0000.00.0000	RESTRICTED GRANTS - STATE SOURCES	\$0.00	\$0.00	\$0.00	\$0.00	\$0.00	\$0.00	\$0.00	\$0.00	0.00%
Function: REVENUE/BALANCE SHEET - 0000		\$0.00	\$0.00	\$0.00	\$0.00	\$0.00	\$0.00	\$0.00	\$0.00	0.00%
Fund: AFTER SCHOOL ENRICHMENT PROGRAM - 27168		\$0.00	\$0.00	\$0.00	\$0.00	\$0.00	\$0.00	\$0.00	\$0.00	0.00%
27169.0000.43202.0000.000000.0000.00.0000	RESTRICTED GRANTS - STATE SOURCES	\$0.00	\$0.00	\$0.00	\$0.00	\$0.00	\$0.00	\$0.00	\$0.00	0.00%
Function: REVENUE/BALANCE SHEET - 0000		\$0.00	\$0.00	\$0.00	\$0.00	\$0.00	\$0.00	\$0.00	\$0.00	0.00%
Fund: PRE-KINDERGARTEN-SPECIAL STATE - 27169		\$0.00	\$0.00	\$0.00	\$0.00	\$0.00	\$0.00	\$0.00	\$0.00	0.00%
27170.0000.43202.0000.000000.0000.00.0000	RESTRICTED GRANTS - STATE SOURCES	\$0.00	\$0.00	\$0.00	\$0.00	\$0.00	\$0.00	\$0.00	\$0.00	0.00%
Function: REVENUE/BALANCE SHEET - 0000		\$0.00	\$0.00	\$0.00	\$0.00	\$0.00	\$0.00	\$0.00	\$0.00	0.00%
Fund: LIBRARIES SB301 GO BONDS - 27170		\$0.00	\$0.00	\$0.00	\$0.00	\$0.00	\$0.00	\$0.00	\$0.00	0.00%
27171.0000.43202.0000.000000.0000.00.0000	RESTRICTED GRANTS - STATE SOURCES	\$0.00	\$0.00	\$0.00	\$0.00	\$0.00	\$0.00	\$0.00	\$0.00	0.00%
27171.0000.43204.0000.000000.0000.00.0000	RESTRICTED GRANTS-STATE PY BALANCES	\$0.00	\$0.00	\$0.00	\$0.00	\$0.00	\$0.00	\$0.00	\$0.00	0.00%
Function: REVENUE/BALANCE SHEET - 0000		\$0.00	\$0.00	\$0.00	\$0.00	\$0.00	\$0.00	\$0.00	\$0.00	0.00%
Fund: 2010 GOB INSTRUCTIONAL MATERIALS - 27171		\$0.00	\$0.00	\$0.00	\$0.00	\$0.00	\$0.00	\$0.00	\$0.00	0.00%
27176.0000.43202.0000.000000.0000.00.0000	RESTRICTED GRANTS - STATE SOURCES	\$0.00	\$0.00	\$0.00	\$0.00	\$0.00	\$0.00	\$0.00	\$0.00	0.00%
Function: REVENUE/BALANCE SHEET - 0000		\$0.00	\$0.00	\$0.00	\$0.00	\$0.00	\$0.00	\$0.00	\$0.00	0.00%
Fund: SCIENCE INSTRUCTIONAL MATERIALS K-12 - 27176		\$0.00	\$0.00	\$0.00	\$0.00	\$0.00	\$0.00	\$0.00	\$0.00	0.00%

**Gadsden Independent Schools**

**Revenue Report - All Funds**

From Date: 2/1/2017

To Date: 2/28/2017

Fiscal Year: 2016-2017

- Include pre encumbrance       Print accounts with zero balance       Filter Encumbrance Detail by Date Range  
 Exclude inactive accounts with zero balance

Account Number	Description	Budget	Adjustments	GL Budget	Current	YTD	Balance	Encumbrance	Budget Bal	% Rem
27185.0000.43202.0000.000000.0000.00.0000	RESTRICTED GRANTS - STATE SOURCES	\$0.00	\$0.00	\$0.00	\$0.00	\$0.00	\$0.00	\$0.00	\$0.00	0.00%
	Function: REVENUE/BALANCE SHEET - 0000	\$0.00	\$0.00	\$0.00	\$0.00	\$0.00	\$0.00	\$0.00	\$0.00	0.00%
	Fund: NEXT GENERATION ASSESSMENTS - 27185	\$0.00	\$0.00	\$0.00	\$0.00	\$0.00	\$0.00	\$0.00	\$0.00	0.00%
27401.0000.41922.0000.000000.0000.00.0000	INSTRUCTIONAL SUPPORT - CATEGORICAL	\$0.00	\$0.00	\$0.00	\$0.00	\$0.00	\$0.00	\$0.00	\$0.00	0.00%
27401.0000.43202.0000.000000.0000.00.0000	RESTRICTED GRANTS - STATE SOURCES	\$0.00	\$0.00	\$0.00	\$0.00	\$0.00	\$0.00	\$0.00	\$0.00	0.00%
	Function: REVENUE/BALANCE SHEET - 0000	\$0.00	\$0.00	\$0.00	\$0.00	\$0.00	\$0.00	\$0.00	\$0.00	0.00%
	Fund: ALD4ALL/KELLOGG FOUNDATION - 27401	\$0.00	\$0.00	\$0.00	\$0.00	\$0.00	\$0.00	\$0.00	\$0.00	0.00%
27503.0000.43202.0000.000000.0000.00.0000	RESTRICTED GRANTS - STATE SOURCES	\$0.00	\$0.00	\$0.00	\$0.00	\$0.00	\$0.00	\$0.00	\$0.00	0.00%
	Function: REVENUE/BALANCE SHEET - 0000	\$0.00	\$0.00	\$0.00	\$0.00	\$0.00	\$0.00	\$0.00	\$0.00	0.00%
	Fund: RURAL REVITALIZATION ANTHONY ELEM - 27503	\$0.00	\$0.00	\$0.00	\$0.00	\$0.00	\$0.00	\$0.00	\$0.00	0.00%
27504.0000.43202.0000.000000.0000.00.0000	RESTRICTED GRANTS - STATE SOURCES	\$0.00	\$0.00	\$0.00	\$0.00	\$0.00	\$0.00	\$0.00	\$0.00	0.00%
	Function: REVENUE/BALANCE SHEET - 0000	\$0.00	\$0.00	\$0.00	\$0.00	\$0.00	\$0.00	\$0.00	\$0.00	0.00%
	Fund: MAKING SCHOOLS WORK OUTDOORS - 27504	\$0.00	\$0.00	\$0.00	\$0.00	\$0.00	\$0.00	\$0.00	\$0.00	0.00%
27523.0000.43202.0000.000000.0000.00.0000	RESTRICTED GRANTS - STATE SOURCES	\$0.00	\$0.00	\$0.00	\$0.00	\$0.00	\$0.00	\$0.00	\$0.00	0.00%
	Function: REVENUE/BALANCE SHEET - 0000	\$0.00	\$0.00	\$0.00	\$0.00	\$0.00	\$0.00	\$0.00	\$0.00	0.00%
	Fund: PARENT CONF & OUTREACH ACCOUNT - 27523	\$0.00	\$0.00	\$0.00	\$0.00	\$0.00	\$0.00	\$0.00	\$0.00	0.00%
27524.0000.43202.0000.000000.0000.00.0000	RESTRICTED GRANTS - STATE SOURCES	\$0.00	\$0.00	\$0.00	\$0.00	\$0.00	\$0.00	\$0.00	\$0.00	0.00%
	Function: REVENUE/BALANCE SHEET - 0000	\$0.00	\$0.00	\$0.00	\$0.00	\$0.00	\$0.00	\$0.00	\$0.00	0.00%
	Fund: DISTRICTWIDE DISCLIPLE ADVISORY COUNCIL - 27524	\$0.00	\$0.00	\$0.00	\$0.00	\$0.00	\$0.00	\$0.00	\$0.00	0.00%
27525.0000.43202.0000.000000.0000.00.0000	RESTRICTED GRANTS - STATE SOURCES	\$0.00	\$0.00	\$0.00	\$0.00	\$0.00	\$0.00	\$0.00	\$0.00	0.00%
	Function: REVENUE/BALANCE SHEET - 0000	\$0.00	\$0.00	\$0.00	\$0.00	\$0.00	\$0.00	\$0.00	\$0.00	0.00%
	Fund: PROMISE FOR SUCCESS - 27525	\$0.00	\$0.00	\$0.00	\$0.00	\$0.00	\$0.00	\$0.00	\$0.00	0.00%
27549.0000.43202.0000.000000.0000.00.0000	RESTRICTED GRANTS - STATE SOURCES	\$0.00	\$0.00	\$0.00	\$0.00	\$0.00	\$0.00	\$0.00	\$0.00	0.00%
	Function: REVENUE/BALANCE SHEET - 0000	\$0.00	\$0.00	\$0.00	\$0.00	\$0.00	\$0.00	\$0.00	\$0.00	0.00%
	Fund: 2008 LIBRARY BOOK FUND - 27549	\$0.00	\$0.00	\$0.00	\$0.00	\$0.00	\$0.00	\$0.00	\$0.00	0.00%
28120.0000.43214.0000.000000.0000.00.0000	STATE MATCH CARRYOVER - SB9	(\$21,627.00)	\$0.00	(\$21,627.00)	\$0.00	\$0.00	(\$21,627.00)	\$0.00	(\$21,627.00)	100.00%
	Function: REVENUE/BALANCE SHEET - 0000	(\$21,627.00)	\$0.00	(\$21,627.00)	\$0.00	\$0.00	(\$21,627.00)	\$0.00	(\$21,627.00)	100.00%
	Fund: NM STATE HIGHWAY DEPT - 28120	(\$21,627.00)	\$0.00	(\$21,627.00)	\$0.00	\$0.00	(\$21,627.00)	\$0.00	(\$21,627.00)	100.00%

## Gadsden Independent Schools

### Revenue Report - All Funds

From Date: 2/1/2017

To Date: 2/28/2017

Fiscal Year: 2016-2017

Include pre encumbrance

Print accounts with zero balance

Filter Encumbrance Detail by Date Range

Exclude inactive accounts with zero balance

Account Number	Description	Budget	Adjustments	GL Budget	Current	YTD	Balance	Encumbrance	Budget Bal	% Rem
28140.0000.43203.0000.000000.0000.00.0000	STATE DIRECT GRANTS	\$0.00	\$0.00	\$0.00	\$0.00	\$0.00	\$0.00	\$0.00	\$0.00	0.00%
	Function: REVENUE/BALANCE SHEET - 0000	\$0.00	\$0.00	\$0.00	\$0.00	\$0.00	\$0.00	\$0.00	\$0.00	0.00%
	Fund: COORDINATED APPROACH TO CHILD HEALTH - 28140	\$0.00	\$0.00	\$0.00	\$0.00	\$0.00	\$0.00	\$0.00	\$0.00	0.00%
28145.0000.43103.0000.000000.0000.00.0000	OTHER GRANTS	\$0.00	\$0.00	\$0.00	\$0.00	\$0.00	\$0.00	\$0.00	\$0.00	0.00%
	Function: REVENUE/BALANCE SHEET - 0000	\$0.00	\$0.00	\$0.00	\$0.00	\$0.00	\$0.00	\$0.00	\$0.00	0.00%
	Fund: DWI NM LOCAL GRANT FUND - 28145	\$0.00	\$0.00	\$0.00	\$0.00	\$0.00	\$0.00	\$0.00	\$0.00	0.00%
28155.0000.43103.0000.000000.0000.00.0000	OTHER GRANTS	\$0.00	\$0.00	\$0.00	\$0.00	\$0.00	\$0.00	\$0.00	\$0.00	0.00%
28155.0000.43203.0000.000000.0000.00.0000	STATE DIRECT GRANTS	\$0.00	\$0.00	\$0.00	\$0.00	\$0.00	\$0.00	\$0.00	\$0.00	0.00%
	Function: REVENUE/BALANCE SHEET - 0000	\$0.00	\$0.00	\$0.00	\$0.00	\$0.00	\$0.00	\$0.00	\$0.00	0.00%
	Fund: HEALTHIER SCHOOLS DOH - 28155	\$0.00	\$0.00	\$0.00	\$0.00	\$0.00	\$0.00	\$0.00	\$0.00	0.00%
28158.0000.43203.0000.000000.0000.00.0000	STATE DIRECT GRANTS	\$0.00	\$0.00	\$0.00	\$0.00	\$0.00	\$0.00	\$0.00	\$0.00	0.00%
	Function: REVENUE/BALANCE SHEET - 0000	\$0.00	\$0.00	\$0.00	\$0.00	\$0.00	\$0.00	\$0.00	\$0.00	0.00%
	Fund: SUICIDE PREVENTION - 28158	\$0.00	\$0.00	\$0.00	\$0.00	\$0.00	\$0.00	\$0.00	\$0.00	0.00%
28172.0000.43103.0000.000000.0000.00.0000	OTHER GRANTS	\$0.00	\$0.00	\$0.00	\$0.00	\$0.00	\$0.00	\$0.00	\$0.00	0.00%
	Function: REVENUE/BALANCE SHEET - 0000	\$0.00	\$0.00	\$0.00	\$0.00	\$0.00	\$0.00	\$0.00	\$0.00	0.00%
	Fund: SCHOOL TO WORK/NM WORKS PROJ NMSU - 28172	\$0.00	\$0.00	\$0.00	\$0.00	\$0.00	\$0.00	\$0.00	\$0.00	0.00%
28178.0000.41980.0000.000000.0000.00.0000	REFUND OF PRIOR YEAR'S EXPENDITURES	\$0.00	\$0.00	\$0.00	\$0.00	\$0.00	\$0.00	\$0.00	\$0.00	0.00%
28178.0000.43203.0000.000000.0000.00.0000	STATE DIRECT GRANTS	\$0.00	\$0.00	\$0.00	\$0.00	\$0.00	\$0.00	\$0.00	\$0.00	0.00%
	Function: REVENUE/BALANCE SHEET - 0000	\$0.00	\$0.00	\$0.00	\$0.00	\$0.00	\$0.00	\$0.00	\$0.00	0.00%
	Fund: GEAR-UP - 28178	\$0.00	\$0.00	\$0.00	\$0.00	\$0.00	\$0.00	\$0.00	\$0.00	0.00%
28185.0000.43203.0000.000000.0000.00.0000	STATE DIRECT GRANTS	\$0.00	\$0.00	\$0.00	\$0.00	\$0.00	\$0.00	\$0.00	\$0.00	0.00%
	Function: REVENUE/BALANCE SHEET - 0000	\$0.00	\$0.00	\$0.00	\$0.00	\$0.00	\$0.00	\$0.00	\$0.00	0.00%
	Fund: OUTDOOR CLASSROOM INITIATIVE - 28185	\$0.00	\$0.00	\$0.00	\$0.00	\$0.00	\$0.00	\$0.00	\$0.00	0.00%
28191.0000.43203.0000.000000.0000.00.0000	STATE DIRECT GRANTS	\$0.00	\$0.00	\$0.00	\$0.00	\$0.00	\$0.00	\$0.00	\$0.00	0.00%
	Function: REVENUE/BALANCE SHEET - 0000	\$0.00	\$0.00	\$0.00	\$0.00	\$0.00	\$0.00	\$0.00	\$0.00	0.00%
	Fund: SMART START K-3+ - 28191	\$0.00	\$0.00	\$0.00	\$0.00	\$0.00	\$0.00	\$0.00	\$0.00	0.00%
28193.0000.43203.0000.000000.0000.00.0000	STATE DIRECT GRANTS	(\$101,430.00)	(\$405,720.00)	(\$507,150.00)	(\$26,306.81)	(\$246,481.67)	(\$260,668.33)	\$0.00	(\$260,668.33)	51.40%
	Function: REVENUE/BALANCE SHEET - 0000	(\$101,430.00)	(\$405,720.00)	(\$507,150.00)	(\$26,306.81)	(\$246,481.67)	(\$260,668.33)	\$0.00	(\$260,668.33)	51.40%
	Fund: CYFD PARENTS AS TEACHERS MODEL - 28193	(\$101,430.00)	(\$405,720.00)	(\$507,150.00)	(\$26,306.81)	(\$246,481.67)	(\$260,668.33)	\$0.00	(\$260,668.33)	51.40%

Gadsden Independent Schools

Revenue Report - All Funds

From Date: 2/1/2017

To Date: 2/28/2017

Fiscal Year: 2016-2017

- Include pre encumbrance       Print accounts with zero balance       Filter Encumbrance Detail by Date Range  
 Exclude inactive accounts with zero balance

Account Number	Description	Budget	Adjustments	GL Budget	Current	YTD	Balance	Encumbrance	Budget Bal	% Rem
29102.0000.41921.0000.000000.0000.00.0000	INSTRUCTIONAL - CATEGORICAL	\$0.00	\$0.00	\$0.00	\$0.00	\$0.00	\$0.00	\$0.00	\$0.00	0.00%
29102.0000.43103.0000.000000.0000.00.0000	OTHER GRANTS	\$0.00	\$0.00	\$0.00	\$0.00	\$0.00	\$0.00	\$0.00	\$0.00	0.00%
	Function: REVENUE/BALANCE SHEET - 0000	\$0.00	\$0.00	\$0.00	\$0.00	\$0.00	\$0.00	\$0.00	\$0.00	0.00%
	Fund: PRIVATE DIR GRANTS (CATEGORICAL) - 29102	\$0.00	\$0.00	\$0.00	\$0.00	\$0.00	\$0.00	\$0.00	\$0.00	0.00%
29103.0000.41922.0000.000000.0000.00.0000	INSTRUCTIONAL SUPPORT - CATEGORICAL	\$0.00	\$0.00	\$0.00	\$0.00	\$0.00	\$0.00	\$0.00	\$0.00	0.00%
	Function: REVENUE/BALANCE SHEET - 0000	\$0.00	\$0.00	\$0.00	\$0.00	\$0.00	\$0.00	\$0.00	\$0.00	0.00%
	Fund: NEW MEXICO TEEN PREGNANCY COALITION - 29103	\$0.00	\$0.00	\$0.00	\$0.00	\$0.00	\$0.00	\$0.00	\$0.00	0.00%
29114.0000.41921.0000.000000.0000.00.0000	INSTRUCTIONAL - CATEGORICAL	\$0.00	\$0.00	\$0.00	\$0.00	\$0.00	\$0.00	\$0.00	\$0.00	0.00%
	Function: REVENUE/BALANCE SHEET - 0000	\$0.00	\$0.00	\$0.00	\$0.00	\$0.00	\$0.00	\$0.00	\$0.00	0.00%
	Fund: MCCUNE CHARITABLE FOUNDATION - 29114	\$0.00	\$0.00	\$0.00	\$0.00	\$0.00	\$0.00	\$0.00	\$0.00	0.00%
29130.0000.43203.0000.000000.0000.00.0000	STATE DIRECT GRANTS	\$0.00	\$0.00	\$0.00	\$0.00	\$0.00	\$0.00	\$0.00	\$0.00	0.00%
	Function: REVENUE/BALANCE SHEET - 0000	\$0.00	\$0.00	\$0.00	\$0.00	\$0.00	\$0.00	\$0.00	\$0.00	0.00%
	Fund: SCHOOL BASED HEALTH CENTER - 29130	\$0.00	\$0.00	\$0.00	\$0.00	\$0.00	\$0.00	\$0.00	\$0.00	0.00%
29135.0000.41280.0000.000000.0000.00.0000	REVENUE IN LIEU OF TAXES - OTHER LOCAL GOVERNMENTA	\$0.00	\$0.00	\$0.00	\$0.00	(\$85,754.13)	\$85,754.13	\$0.00	\$85,754.13	0.00%
29135.0000.41980.0000.000000.0000.00.0000	REFUND OF PRIOR YEAR'S EXPENDITURES	\$0.00	\$0.00	\$0.00	\$0.00	\$0.00	\$0.00	\$0.00	\$0.00	0.00%
	Function: REVENUE/BALANCE SHEET - 0000	\$0.00	\$0.00	\$0.00	\$0.00	(\$85,754.13)	\$85,754.13	\$0.00	\$85,754.13	0.00%
	Fund: IND REV BONDS PILOT - 29135	\$0.00	\$0.00	\$0.00	\$0.00	(\$85,754.13)	\$85,754.13	\$0.00	\$85,754.13	0.00%
31100.0000.41500.0000.000000.0000.00.0000	INVESTMENT INCOME	(\$8,000.00)	\$0.00	(\$8,000.00)	(\$920.24)	(\$8,023.90)	\$23.90	\$0.00	\$23.90	-0.30%
31100.0000.41953.0000.000000.0000.00.0000	INSURANCE RECOVERIES	\$0.00	\$0.00	\$0.00	\$0.00	\$0.00	\$0.00	\$0.00	\$0.00	0.00%
31100.0000.41980.0000.000000.0000.00.0000	REFUND OF PRIOR YEAR'S EXPENDITURES	\$0.00	\$0.00	\$0.00	\$0.00	(\$41,271.28)	\$41,271.28	\$0.00	\$41,271.28	0.00%
31100.0000.45110.0000.000000.0000.00.0000	BOND PRINCIPAL	(\$9,500,000.00)	\$0.00	(\$9,500,000.00)	\$0.00	(\$9,500,000.00)	\$0.00	\$0.00	\$0.00	0.00%
	Function: REVENUE/BALANCE SHEET - 0000	(\$9,508,000.00)	\$0.00	(\$9,508,000.00)	(\$920.24)	(\$9,549,295.18)	\$41,295.18	\$0.00	\$41,295.18	-0.43%
	Fund: BOND BUILDING - 31100	(\$9,508,000.00)	\$0.00	(\$9,508,000.00)	(\$920.24)	(\$9,549,295.18)	\$41,295.18	\$0.00	\$41,295.18	-0.43%
31200.0000.41500.0000.000000.0000.00.0000	INVESTMENT INCOME	\$0.00	\$0.00	\$0.00	\$0.00	\$0.00	\$0.00	\$0.00	\$0.00	0.00%
31200.0000.41980.0000.000000.0000.00.0000	REFUND OF PRIOR YEAR'S EXPENDITURES	\$0.00	\$0.00	\$0.00	\$0.00	\$0.00	\$0.00	\$0.00	\$0.00	0.00%
31200.0000.43209.0000.000000.0000.00.0000	PSCOC AWARDS	\$0.00	\$0.00	\$0.00	\$0.00	\$0.00	\$0.00	\$0.00	\$0.00	0.00%
	Function: REVENUE/BALANCE SHEET - 0000	\$0.00	\$0.00	\$0.00	\$0.00	\$0.00	\$0.00	\$0.00	\$0.00	0.00%
	Fund: PUBLIC SCHOOL CAPITAL OUTLAY - 31200	\$0.00	\$0.00	\$0.00	\$0.00	\$0.00	\$0.00	\$0.00	\$0.00	0.00%
31300.0000.41500.0000.000000.0000.00.0000	INVESTMENT INCOME	\$0.00	\$0.00	\$0.00	\$0.00	\$0.00	\$0.00	\$0.00	\$0.00	0.00%
31300.0000.41931.0000.000000.0000.00.0000	SPECIAL BUILDING - LOCAL	\$0.00	\$0.00	\$0.00	\$0.00	\$0.00	\$0.00	\$0.00	\$0.00	0.00%

# Gadsden Independent Schools

## Revenue Report - All Funds

From Date: 2/1/2017

To Date: 2/28/2017

Fiscal Year: 2016-2017

Include pre encumbrance

Print accounts with zero balance

Filter Encumbrance Detail by Date Range

Exclude inactive accounts with zero balance

Account Number	Description	Budget	Adjustments	GL Budget	Current	YTD	Balance	Encumbrance	Budget Bal	% Rem
Function: REVENUE/BALANCE SHEET - 0000		\$0.00	\$0.00	\$0.00	\$0.00	\$0.00	\$0.00	\$0.00	\$0.00	0.00%
Fund: SPECIAL CAPITAL OUTLAY-LOCAL - 31300		\$0.00	\$0.00	\$0.00	\$0.00	\$0.00	\$0.00	\$0.00	\$0.00	0.00%
31400.0000.41500.0000.0000000.0000.00.0000	INVESTMENT INCOME	\$0.00	\$0.00	\$0.00	\$0.00	\$0.00	\$0.00	\$0.00	\$0.00	0.00%
31400.0000.43202.0000.0000000.0000.00.0000	RESTRICTED GRANTS - STATE SOURCES	\$0.00	\$0.00	\$0.00	\$0.00	\$0.00	\$0.00	\$0.00	\$0.00	0.00%
31400.0000.43204.0000.0000000.0000.00.0000	RESTRICTED GRANTS-STATE PY BALANCES	\$0.00	\$0.00	\$0.00	\$0.00	\$0.00	\$0.00	\$0.00	\$0.00	0.00%
31400.0000.43210.0000.0000000.0000.00.0000	SPECIAL CAPITAL OUTLAY - STATE	\$0.00	\$0.00	\$0.00	\$0.00	\$0.00	\$0.00	\$0.00	\$0.00	0.00%
Function: REVENUE/BALANCE SHEET - 0000		\$0.00	\$0.00	\$0.00	\$0.00	\$0.00	\$0.00	\$0.00	\$0.00	0.00%
Fund: SPECIAL CAPITAL OUTLAY-STATE - 31400		\$0.00	\$0.00	\$0.00	\$0.00	\$0.00	\$0.00	\$0.00	\$0.00	0.00%
31700.0000.41110.0000.0000000.0000.00.0000	AD VALOREM TAXES - SCHOOL DISTRICT	\$0.00	\$0.00	\$0.00	\$0.00	\$0.00	\$0.00	\$0.00	\$0.00	0.00%
31700.0000.41500.0000.0000000.0000.00.0000	INVESTMENT INCOME	\$0.00	\$0.00	\$0.00	\$0.00	\$0.00	\$0.00	\$0.00	\$0.00	0.00%
31700.0000.41953.0000.0000000.0000.00.0000	INSURANCE RECOVERIES	\$0.00	\$0.00	\$0.00	(\$23,049.19)	(\$23,459.19)	\$23,459.19	\$0.00	\$23,459.19	0.00%
31700.0000.41980.0000.0000000.0000.00.0000	REFUND OF PRIOR YEAR'S EXPENDITURES	\$0.00	\$0.00	\$0.00	(\$153.00)	(\$9,723.50)	\$9,723.50	\$0.00	\$9,723.50	0.00%
31700.0000.43202.0000.0000000.0000.00.0000	RESTRICTED GRANTS - STATE SOURCES	\$0.00	\$0.00	\$0.00	\$0.00	\$0.00	\$0.00	\$0.00	\$0.00	0.00%
31700.0000.43204.0000.0000000.0000.00.0000	RESTRICTED GRANTS-STATE PY BALANCES	(\$2,996,618.00)	\$0.00	(\$2,996,618.00)	(\$477,538.75)	(\$1,078,366.55)	(\$1,918,251.45)	\$0.00	(\$1,918,251.45)	64.01%
Function: REVENUE/BALANCE SHEET - 0000		(\$2,996,618.00)	\$0.00	(\$2,996,618.00)	(\$500,740.94)	(\$1,111,549.24)	(\$1,885,068.76)	\$0.00	(\$1,885,068.76)	62.91%
Fund: CAPITAL IMPROVEMENTS SB-9 (STATE MATCH) - 31700		(\$2,996,618.00)	\$0.00	(\$2,996,618.00)	(\$500,740.94)	(\$1,111,549.24)	(\$1,885,068.76)	\$0.00	(\$1,885,068.76)	62.91%
31701.0000.41110.0000.0000000.0000.00.0000	AD VALOREM TAXES - SCHOOL DISTRICT	(\$1,817,596.00)	\$0.00	(\$1,817,596.00)	(\$79,423.77)	(\$1,148,820.97)	(\$668,775.03)	\$0.00	(\$668,775.03)	36.79%
31701.0000.41500.0000.0000000.0000.00.0000	INVESTMENT INCOME	\$0.00	\$0.00	\$0.00	(\$26.04)	(\$255.73)	\$255.73	\$0.00	\$255.73	0.00%
31701.0000.41953.0000.0000000.0000.00.0000	INSURANCE RECOVERIES	\$0.00	\$0.00	\$0.00	\$0.00	\$0.00	\$0.00	\$0.00	\$0.00	0.00%
31701.0000.41980.0000.0000000.0000.00.0000	REFUND OF PRIOR YEAR'S EXPENDITURES	\$0.00	\$0.00	\$0.00	\$0.00	\$0.00	\$0.00	\$0.00	\$0.00	0.00%
31701.0000.43202.0000.0000000.0000.00.0000	RESTRICTED GRANTS - STATE SOURCES	\$0.00	\$0.00	\$0.00	\$0.00	\$0.00	\$0.00	\$0.00	\$0.00	0.00%
31701.0000.43204.0000.0000000.0000.00.0000	RESTRICTED GRANTS-STATE PY BALANCES	\$0.00	\$0.00	\$0.00	\$0.00	\$0.00	\$0.00	\$0.00	\$0.00	0.00%
Function: REVENUE/BALANCE SHEET - 0000		(\$1,817,596.00)	\$0.00	(\$1,817,596.00)	(\$79,449.81)	(\$1,149,076.70)	(\$668,519.30)	\$0.00	(\$668,519.30)	36.78%
Fund: CAPITAL IMPROVEMENTS SB-9 (LOCAL) - 31701		(\$1,817,596.00)	\$0.00	(\$1,817,596.00)	(\$79,449.81)	(\$1,149,076.70)	(\$668,519.30)	\$0.00	(\$668,519.30)	36.78%
31800.0000.43102.0000.0000000.0000.00.0000	SDE STATE FLOWTHROUGH GRANTS	\$0.00	\$0.00	\$0.00	\$0.00	\$0.00	\$0.00	\$0.00	\$0.00	0.00%
Function: REVENUE/BALANCE SHEET - 0000		\$0.00	\$0.00	\$0.00	\$0.00	\$0.00	\$0.00	\$0.00	\$0.00	0.00%
Fund: ENERGY EFFICIENCY ACT - 31800		\$0.00	\$0.00	\$0.00	\$0.00	\$0.00	\$0.00	\$0.00	\$0.00	0.00%
31900.0000.41500.0000.0000000.0000.00.0000	INVESTMENT INCOME	\$0.00	\$0.00	\$0.00	\$0.00	\$0.00	\$0.00	\$0.00	\$0.00	0.00%
31900.0000.41980.0000.0000000.0000.00.0000	REFUND OF PRIOR YEAR'S EXPENDITURES	\$0.00	\$0.00	\$0.00	\$0.00	\$0.00	\$0.00	\$0.00	\$0.00	0.00%
31900.0000.45110.0000.0000000.0000.00.0000	BOND PRINCIPAL	(\$2,000,000.00)	\$0.00	(\$2,000,000.00)	\$0.00	(\$2,000,000.00)	\$0.00	\$0.00	\$0.00	0.00%
Function: REVENUE/BALANCE SHEET - 0000		(\$2,000,000.00)	\$0.00	(\$2,000,000.00)	\$0.00	(\$2,000,000.00)	\$0.00	\$0.00	\$0.00	0.00%



**Gadsden Independent Schools**

**Revenue Report - All Funds**

From Date: 2/1/2017

To Date: 2/28/2017

Fiscal Year: 2016-2017

- Include pre encumbrance       Print accounts with zero balance       Filter Encumbrance Detail by Date Range  
 Exclude inactive accounts with zero balance

Account Number	Description	Budget	Adjustments	GL Budget	Current	YTD	Balance	Encumbrance	Budget Bal	% Rem
Fund: ED. TECHNOLOGY EQUIPMENT ACT - 31900		(\$2,000,000.00)	\$0.00	(\$2,000,000.00)	\$0.00	(\$2,000,000.00)	\$0.00	\$0.00	\$0.00	0.00%
32100.0000.41110.0000.000000.0000.00.0000	AD VALOREM TAXES - SCHOOL DISTRICT	\$0.00	\$0.00	\$0.00	\$0.00	\$0.00	\$0.00	\$0.00	\$0.00	0.00%
Function: REVENUE/BALANCE SHEET - 0000		\$0.00	\$0.00	\$0.00	\$0.00	\$0.00	\$0.00	\$0.00	\$0.00	0.00%
Fund: PUBLIC SCHOOL CAP. OUTLAY-20% - 32100		\$0.00	\$0.00	\$0.00	\$0.00	\$0.00	\$0.00	\$0.00	\$0.00	0.00%
41000.0000.41110.0000.000000.0000.00.0000	AD VALOREM TAXES - SCHOOL DISTRICT	(\$10,915,468.00)	\$0.00	(\$10,915,468.00)	(\$483,189.39)	(\$6,994,251.06)	(\$3,921,216.94)	\$0.00	(\$3,921,216.94)	35.92%
41000.0000.41500.0000.000000.0000.00.0000	INVESTMENT INCOME	\$0.00	\$0.00	\$0.00	\$0.00	\$0.00	\$0.00	\$0.00	\$0.00	0.00%
41000.0000.45120.0000.000000.0000.00.0000	PREMIUM OR DISCOUNT ON THE ISSUANCE OF BONDS	\$0.00	\$0.00	\$0.00	\$0.00	(\$237,990.90)	\$237,990.90	\$0.00	\$237,990.90	0.00%
Function: REVENUE/BALANCE SHEET - 0000		(\$10,915,468.00)	\$0.00	(\$10,915,468.00)	(\$483,189.39)	(\$7,232,241.96)	(\$3,683,226.04)	\$0.00	(\$3,683,226.04)	33.74%
Fund: DEBT SERVICES - 41000		(\$10,915,468.00)	\$0.00	(\$10,915,468.00)	(\$483,189.39)	(\$7,232,241.96)	(\$3,683,226.04)	\$0.00	(\$3,683,226.04)	33.74%
43000.0000.41110.0000.000000.0000.00.0000	AD VALOREM TAXES - SCHOOL DISTRICT	(\$4,012,000.00)	\$0.00	(\$4,012,000.00)	(\$96,624.09)	(\$1,399,181.18)	(\$2,612,818.82)	\$0.00	(\$2,612,818.82)	65.13%
43000.0000.41500.0000.000000.0000.00.0000	INVESTMENT INCOME	\$0.00	\$0.00	\$0.00	\$0.00	\$0.00	\$0.00	\$0.00	\$0.00	0.00%
43000.0000.45120.0000.000000.0000.00.0000	PREMIUM OR DISCOUNT ON THE ISSUANCE OF BONDS	\$0.00	\$0.00	\$0.00	\$0.00	\$0.00	\$0.00	\$0.00	\$0.00	0.00%
Function: REVENUE/BALANCE SHEET - 0000		(\$4,012,000.00)	\$0.00	(\$4,012,000.00)	(\$96,624.09)	(\$1,399,181.18)	(\$2,612,818.82)	\$0.00	(\$2,612,818.82)	65.13%
Fund: TOTAL ED. TECH. DEBT SERVICE SUBFUND - 43000		(\$4,012,000.00)	\$0.00	(\$4,012,000.00)	(\$96,624.09)	(\$1,399,181.18)	(\$2,612,818.82)	\$0.00	(\$2,612,818.82)	65.13%
<b>Grand Total:</b>		<b>(\$163,880,078.00)</b>	<b>\$798,286.00</b>	<b>(\$163,081,792.00)</b>	<b>(\$14,000,913.82)</b>	<b>(\$115,747,970.56)</b>	<b>(\$47,333,821.44)</b>	<b>\$0.00</b>	<b>(\$47,333,821.44)</b>	<b>29.02%</b>

End of Report

Gadsden Independent Schools

**BUDGET AND EXP REPORT-FUND TOTALS**

From Date: 2/1/2017

To Date: 2/28/2017

Fiscal Year: 2016-2017

Include pre encumbrance

Print accounts with zero balance

Filter Encumbrance Detail by Date Range

Exclude inactive accounts with zero balance

Account Number	Description	Budget	Adjustments	GL Budget	Current	YTD	Balance	Encumbrance	Budget Bal	% Rem
11000.0000.000000.0000.000000.0000.00.0000	SUMMARY	\$118,665,101.00	(\$1,529,129.00)	\$117,135,972.00	\$8,651,880.55	\$62,109,874.60	\$55,026,097.40	\$38,691,759.39	\$16,334,338.01	13.94%
	Fund: OPERATIONAL - 11000	\$118,665,101.00	(\$1,529,129.00)	\$117,135,972.00	\$8,651,880.55	\$62,109,874.60	\$55,026,097.40	\$38,691,759.39	\$16,334,338.01	13.94%
13000.0000.000000.0000.000000.0000.00.0000	SUMMARY	\$5,052,871.00	(\$340,902.00)	\$4,711,969.00	\$30,404.49	\$3,151,314.04	\$1,560,654.96	\$1,556,569.47	\$4,085.49	0.09%
	Fund: PUPIL TRANSPORTATION - 13000	\$5,052,871.00	(\$340,902.00)	\$4,711,969.00	\$30,404.49	\$3,151,314.04	\$1,560,654.96	\$1,556,569.47	\$4,085.49	0.09%
14000.0000.000000.0000.000000.0000.00.0000	SUMMARY	\$1,539,833.00	(\$111,980.00)	\$1,427,853.00	\$1,140.00	\$218,617.99	\$1,209,235.01	\$19,699.70	\$1,189,535.31	83.31%
	Fund: INSTRUCTIONAL MATERIALS - 14000	\$1,539,833.00	(\$111,980.00)	\$1,427,853.00	\$1,140.00	\$218,617.99	\$1,209,235.01	\$19,699.70	\$1,189,535.31	83.31%
21000.0000.000000.0000.000000.0000.00.0000	SUMMARY	\$18,872,267.00	\$2,556,915.00	\$21,429,182.00	\$794,857.88	\$5,358,347.05	\$16,070,834.95	\$4,270,745.50	\$11,800,089.45	55.07%
	Fund: FOOD SERVICES - 21000	\$18,872,267.00	\$2,556,915.00	\$21,429,182.00	\$794,857.88	\$5,358,347.05	\$16,070,834.95	\$4,270,745.50	\$11,800,089.45	55.07%
22000.0000.000000.0000.000000.0000.00.0000	SUMMARY	\$730,782.00	\$23,174.00	\$753,956.00	\$0.00	\$2,618.20	\$751,337.80	\$1,967.33	\$749,370.47	99.39%
	Fund: ATHLETICS - 22000	\$730,782.00	\$23,174.00	\$753,956.00	\$0.00	\$2,618.20	\$751,337.80	\$1,967.33	\$749,370.47	99.39%
23000.0000.000000.0000.000000.0000.00.0000	SUMMARY	\$920,598.00	\$51,581.00	\$972,179.00	\$58,467.58	\$294,002.45	\$678,176.55	\$86,055.23	\$592,121.32	60.91%
	Fund: NON-INSTRUCTIONAL SUPPORT - 23000	\$920,598.00	\$51,581.00	\$972,179.00	\$58,467.58	\$294,002.45	\$678,176.55	\$86,055.23	\$592,121.32	60.91%
24101.0000.000000.0000.000000.0000.00.0000	SUMMARY	\$7,807,127.00	\$0.00	\$7,807,127.00	\$584,458.90	\$3,750,060.44	\$4,057,066.56	\$2,613,960.11	\$1,443,106.45	18.48%
	Fund: TITLE I - IASA - 24101	\$7,807,127.00	\$0.00	\$7,807,127.00	\$584,458.90	\$3,750,060.44	\$4,057,066.56	\$2,613,960.11	\$1,443,106.45	18.48%
24103.0000.000000.0000.000000.0000.00.0000	SUMMARY	\$107,936.00	\$129,858.00	\$237,794.00	\$2,204.04	\$38,449.05	\$199,344.95	\$9,891.95	\$189,453.00	79.67%
	Fund: MIGRANT CHILDREN EDUCATION - 24103	\$107,936.00	\$129,858.00	\$237,794.00	\$2,204.04	\$38,449.05	\$199,344.95	\$9,891.95	\$189,453.00	79.67%
24106.0000.000000.0000.000000.0000.00.0000	SUMMARY	\$2,851,750.00	\$0.00	\$2,851,750.00	\$270,984.66	\$1,717,554.68	\$1,134,195.32	\$1,002,912.45	\$131,282.87	4.60%
	Fund: ENTITLEMENT IDEA-B - 24106	\$2,851,750.00	\$0.00	\$2,851,750.00	\$270,984.66	\$1,717,554.68	\$1,134,195.32	\$1,002,912.45	\$131,282.87	4.60%
24109.0000.000000.0000.000000.0000.00.0000	SUMMARY	\$72,271.00	\$0.00	\$72,271.00	\$4,094.68	\$34,991.48	\$37,279.52	\$16,360.67	\$20,918.85	28.95%
	Fund: PRESCHOOL IDEA-B - 24109	\$72,271.00	\$0.00	\$72,271.00	\$4,094.68	\$34,991.48	\$37,279.52	\$16,360.67	\$20,918.85	28.95%
24113.0000.000000.0000.000000.0000.00.0000	SUMMARY	\$23,369.00	\$0.00	\$23,369.00	\$2,172.40	\$13,290.64	\$10,078.36	\$1,255.49	\$8,822.87	37.75%
	Fund: EDUCATION OF HOMELESS - 24113	\$23,369.00	\$0.00	\$23,369.00	\$2,172.40	\$13,290.64	\$10,078.36	\$1,255.49	\$8,822.87	37.75%
24118.0000.000000.0000.000000.0000.00.0000	SUMMARY	\$0.00	\$377,698.00	\$377,698.00	\$56,764.70	\$236,363.86	\$141,334.14	\$0.00	\$141,334.14	37.42%
	Fund: FRUIT & VEGETABLE PROGRAM - 24118	\$0.00	\$377,698.00	\$377,698.00	\$56,764.70	\$236,363.86	\$141,334.14	\$0.00	\$141,334.14	37.42%
24153.0000.000000.0000.000000.0000.00.0000	SUMMARY	\$404,677.00	\$0.00	\$404,677.00	\$8,320.89	\$170,816.99	\$233,860.01	\$19,364.16	\$214,495.85	53.00%
	Fund: ENGLISH LANGUAGE ACQUISITION - 24153	\$404,677.00	\$0.00	\$404,677.00	\$8,320.89	\$170,816.99	\$233,860.01	\$19,364.16	\$214,495.85	53.00%
24154.0000.000000.0000.000000.0000.00.0000	SUMMARY	\$905,971.00	\$0.00	\$905,971.00	\$62,741.06	\$421,218.01	\$484,752.99	\$279,112.30	\$205,640.69	22.70%
	Fund: TEACHER/PRINCIPAL TRAINING & RECRUITING - 24154	\$905,971.00	\$0.00	\$905,971.00	\$62,741.06	\$421,218.01	\$484,752.99	\$279,112.30	\$205,640.69	22.70%
24174.0000.000000.0000.000000.0000.00.0000	SUMMARY	\$192,845.00	\$0.00	\$192,845.00	\$46,405.32	\$109,053.85	\$83,791.15	\$30,288.90	\$53,502.25	27.74%
	Fund: CARL D PERKINS SECONDARY - CURRENT - 24174	\$192,845.00	\$0.00	\$192,845.00	\$46,405.32	\$109,053.85	\$83,791.15	\$30,288.90	\$53,502.25	27.74%

## Gadsden Independent Schools

### BUDGET AND EXP REPORT-FUND TOTALS

From Date: 2/1/2017

To Date: 2/28/2017

Fiscal Year: 2016-2017

Include pre encumbrance

Print accounts with zero balance

Filter Encumbrance Detail by Date Range

Exclude inactive accounts with zero balance

Account Number	Description	Budget	Adjustments	GL Budget	Current	YTD	Balance	Encumbrance	Budget Bal	% Rem
24176.0000.00000.0000.000000.0000.00.0000	SUMMARY	\$0.00	\$11,388.00	\$11,388.00	\$0.00	\$11,324.00	\$64.00	\$0.00	\$64.00	0.56%
	Fund: CARL PERKINS REDISTRIBUTION - 24176	\$0.00	\$11,388.00	\$11,388.00	\$0.00	\$11,324.00	\$64.00	\$0.00	\$64.00	0.56%
25153.0000.00000.0000.000000.0000.00.0000	SUMMARY	\$1,504,854.00	\$0.00	\$1,504,854.00	\$68,589.10	\$509,825.98	\$995,028.02	\$336,259.79	\$658,768.23	43.78%
	Fund: TITLE XIX MEDICAID 3/21 YEARS - 25153	\$1,504,854.00	\$0.00	\$1,504,854.00	\$68,589.10	\$509,825.98	\$995,028.02	\$336,259.79	\$658,768.23	43.78%
26204.0000.00000.0000.000000.0000.00.0000	SUMMARY	\$1,600,000.00	(\$128,457.00)	\$1,471,543.00	\$19,131.93	\$223,917.04	\$1,247,625.96	\$185,652.00	\$1,061,973.96	72.17%
	Fund: SPACEPORT GRT GRANT - 26204	\$1,600,000.00	(\$128,457.00)	\$1,471,543.00	\$19,131.93	\$223,917.04	\$1,247,625.96	\$185,652.00	\$1,061,973.96	72.17%
26215.0000.00000.0000.000000.0000.00.0000	SUMMARY	\$2,696.00	\$0.00	\$2,696.00	\$0.00	\$195.65	\$2,500.35	\$0.00	\$2,500.35	92.74%
	Fund: THE BRIDGE OF SOUTHERN NEW MEXICO - 26215	\$2,696.00	\$0.00	\$2,696.00	\$0.00	\$195.65	\$2,500.35	\$0.00	\$2,500.35	92.74%
27103.0000.00000.0000.000000.0000.00.0000	SUMMARY	\$0.00	\$32,402.00	\$32,402.00	\$0.00	\$30,407.00	\$1,995.00	\$0.00	\$1,995.00	6.16%
	Fund: 2009 DUAL CREDIT INSTRUCTIONAL MATERIALS - 27103	\$0.00	\$32,402.00	\$32,402.00	\$0.00	\$30,407.00	\$1,995.00	\$0.00	\$1,995.00	6.16%
27107.0000.00000.0000.000000.0000.00.0000	SUMMARY	\$102,325.00	\$0.00	\$102,325.00	\$34,937.89	\$45,001.86	\$57,323.14	\$55,295.30	\$2,027.84	1.98%
	Fund: 2012 GO BOND STUDENT LIBRARY - 27107	\$102,325.00	\$0.00	\$102,325.00	\$34,937.89	\$45,001.86	\$57,323.14	\$55,295.30	\$2,027.84	1.98%
27114.0000.00000.0000.000000.0000.00.0000	SUMMARY	\$0.00	\$153,750.00	\$153,750.00	\$199.00	\$3,499.60	\$150,250.40	\$0.00	\$150,250.40	97.72%
	Fund: NM READS TO LEAD! K-3 INITIATIVE - 27114	\$0.00	\$153,750.00	\$153,750.00	\$199.00	\$3,499.60	\$150,250.40	\$0.00	\$150,250.40	97.72%
27149.0000.00000.0000.000000.0000.00.0000	SUMMARY	\$1,999,179.00	\$0.00	\$1,999,179.00	\$160,127.32	\$903,164.93	\$1,096,014.07	\$713,592.39	\$382,421.68	19.13%
	Fund: PREK INITIATIVE - 27149	\$1,999,179.00	\$0.00	\$1,999,179.00	\$160,127.32	\$903,164.93	\$1,096,014.07	\$713,592.39	\$382,421.68	19.13%
27155.0000.00000.0000.000000.0000.00.0000	SUMMARY	\$0.00	\$182,251.00	\$182,251.00	\$7,775.80	\$53,893.40	\$128,357.60	\$0.00	\$128,357.60	70.43%
	Fund: BREAKFAST FOR ELEMENTARY STUDENTS - 27155	\$0.00	\$182,251.00	\$182,251.00	\$7,775.80	\$53,893.40	\$128,357.60	\$0.00	\$128,357.60	70.43%
27166.0000.00000.0000.000000.0000.00.0000	SUMMARY	\$1,239,593.00	(\$99,119.00)	\$1,140,474.00	\$0.00	\$785,151.41	\$355,322.59	\$0.00	\$355,322.59	31.16%
	Fund: KINDERGARTEN-THREE PLUS - 27166	\$1,239,593.00	(\$99,119.00)	\$1,140,474.00	\$0.00	\$785,151.41	\$355,322.59	\$0.00	\$355,322.59	31.16%
28120.0000.00000.0000.000000.0000.00.0000	SUMMARY	\$21,627.00	\$0.00	\$21,627.00	\$0.00	\$0.00	\$21,627.00	\$0.00	\$21,627.00	100.00%
	Fund: NM STATE HIGHWAY DEPT - 28120	\$21,627.00	\$0.00	\$21,627.00	\$0.00	\$0.00	\$21,627.00	\$0.00	\$21,627.00	100.00%
28193.0000.00000.0000.000000.0000.00.0000	SUMMARY	\$101,430.00	\$405,720.00	\$507,150.00	\$37,104.79	\$197,527.58	\$309,622.42	\$118,582.32	\$191,040.10	37.67%
	Fund: CYFD PARENTS AS TEACHERS MODEL - 28193	\$101,430.00	\$405,720.00	\$507,150.00	\$37,104.79	\$197,527.58	\$309,622.42	\$118,582.32	\$191,040.10	37.67%
29135.0000.00000.0000.000000.0000.00.0000	SUMMARY	\$358,173.00	\$37,025.00	\$395,198.00	\$0.00	\$13,650.00	\$381,548.00	\$17,350.00	\$364,198.00	92.16%
	Fund: IND REV BONDS PILOT - 29135	\$358,173.00	\$37,025.00	\$395,198.00	\$0.00	\$13,650.00	\$381,548.00	\$17,350.00	\$364,198.00	92.16%
31100.0000.00000.0000.000000.0000.00.0000	SUMMARY	\$22,740,802.00	\$7,994,254.00	\$30,735,056.00	\$298,242.62	\$7,429,176.15	\$23,305,879.85	\$3,452,841.97	\$19,853,037.88	64.59%
	Fund: BOND BUILDING - 31100	\$22,740,802.00	\$7,994,254.00	\$30,735,056.00	\$298,242.62	\$7,429,176.15	\$23,305,879.85	\$3,452,841.97	\$19,853,037.88	64.59%
31700.0000.00000.0000.000000.0000.00.0000	SUMMARY	\$2,996,618.00	\$0.00	\$2,996,618.00	\$150,073.49	\$1,325,292.63	\$1,671,325.37	\$856,491.94	\$814,833.43	27.19%
	Fund: CAPITAL IMPROVEMENTS SB-9 (STATE MATCH) - 31700	\$2,996,618.00	\$0.00	\$2,996,618.00	\$150,073.49	\$1,325,292.63	\$1,671,325.37	\$856,491.94	\$814,833.43	27.19%

**Gadsden Independent Schools**

**BUDGET AND EXP REPORT-FUND TOTALS**

From Date: 2/1/2017

To Date: 2/28/2017

Fiscal Year: 2016-2017

Include pre encumbrance

Print accounts with zero balance

Filter Encumbrance Detail by Date Range

Exclude inactive accounts with zero balance

Account Number	Description	Budget	Adjustments	GL Budget	Current	YTD	Balance	Encumbrance	Budget Bal	% Rem
31701.0000.000000.0000.000000.0000.00.0000	SUMMARY	\$5,309,708.00	\$237,653.00	\$5,547,361.00	\$102,614.73	\$1,005,156.50	\$4,542,204.50	\$652,064.21	\$3,890,140.29	70.13%
	Fund: CAPITAL IMPROVEMENTS SB-9 (LOCAL) - 31701	\$5,309,708.00	\$237,653.00	\$5,547,361.00	\$102,614.73	\$1,005,156.50	\$4,542,204.50	\$652,064.21	\$3,890,140.29	70.13%
31900.0000.000000.0000.000000.0000.00.0000	SUMMARY	\$2,374,870.00	(\$276,726.00)	\$2,098,144.00	\$66,067.91	\$1,731,498.75	\$366,645.25	\$244,951.83	\$121,693.42	5.80%
	Fund: ED. TECHNOLOGY EQUIPMENT ACT - 31900	\$2,374,870.00	(\$276,726.00)	\$2,098,144.00	\$66,067.91	\$1,731,498.75	\$366,645.25	\$244,951.83	\$121,693.42	5.80%
41000.0000.000000.0000.000000.0000.00.0000	SUMMARY	\$19,259,108.00	\$351,995.00	\$19,611,103.00	\$470,241.91	\$9,692,599.99	\$9,918,503.01	\$0.00	\$9,918,503.01	50.58%
	Fund: DEBT SERVICES - 41000	\$19,259,108.00	\$351,995.00	\$19,611,103.00	\$470,241.91	\$9,692,599.99	\$9,918,503.01	\$0.00	\$9,918,503.01	50.58%
43000.0000.000000.0000.000000.0000.00.0000	SUMMARY	\$8,268,173.00	(\$143,208.00)	\$8,124,965.00	\$966.25	\$4,020,024.03	\$4,104,940.97	\$0.00	\$4,104,940.97	50.52%
	Fund: TOTAL ED. TECH. DEBT SERVICE SUBFUND - 43000	\$8,268,173.00	(\$143,208.00)	\$8,124,965.00	\$966.25	\$4,020,024.03	\$4,104,940.97	\$0.00	\$4,104,940.97	50.52%
<b>Grand Total:</b>		<b>\$226,026,554.00</b>	<b>\$9,916,143.00</b>	<b>\$235,942,697.00</b>	<b>\$11,990,969.89</b>	<b>\$105,607,879.83</b>	<b>\$130,334,817.17</b>	<b>\$55,233,024.40</b>	<b>\$75,101,792.77</b>	<b>31.83%</b>

End of Report