



**GADSDEN INDEPENDENT
SCHOOL DISTRICT**

Monthly Budget Report

for the

Month Ended February 29, 2020



Board of Education Meeting

April 9, 2020

Table of Contents

- ITEM I: Executive Summary
- ITEM II: Cash Report – February 29, 2020
- ITEM III: Summary of Investments as of
February 29, 2020
- ITEM IV: Graphs
- Revenues By Fund
 - Expenditures By Fund
 - Operational Fund Expenditures
and Encumbrances
 - Cash Balance/Temporary Loan
Balance Trend
 - Outstanding Reimbursements
- ITEM V: Revenue Report – All Funds
February 1, 2020 – February 29, 2020
- ITEM VI: Budget and Exp Report – Fund Totals
February 1, 2020 – February 29, 2020

**Executive Summary
February 29, 2020
Monthly Budget Report**

1. Operational Fund Revenues as of February 29, 2020 - \$85,817,387 which represents 67.14% of budgeted Revenues.

February		
Fiscal Year	Received to Date	Percent of Budget
18-19	\$69,958,979	67.11%
19-20	\$85,817,387	67.14%

2. Operational Fund Expenditures as of February 29, 2020 - \$70,071,114 which represents 47.19% of budgeted Expenditures.

February		
Fiscal Year	Expended to Date	Percent of Budget
18-19	\$60,131,702	49.69%
19-20	\$70,071,114	47.19%

3. The February 29, 2020 Operational Fund Cash Balance before loans was \$52,791,724. The cash balance after temporary loans of \$5,282,463 to the grant funds was \$47,509,261. Grant funds that reported a negative cash balance as of February 29, 2020 totaled \$5,282,463 which represents a decrease of \$1,278,375 from the January 31, 2020 negative balances.
4. As of February 29, 2020, the PED and other grant funding agencies owed the District approximately \$5,942,961 for current year Grant Fund expenditures, \$1,449,805 for Capital Projects, and \$1,728,843.80 for Student Nutrition. These amounts are not reflected in the temporary loans noted in Item 3 above. The negative cash balances noted in Item 3 are a result of the outstanding amounts owed to the District.
5. Total Revenues for all funds as of February 29, 2020- \$135,121,209. Of the total revenues received, the Operational Fund accounted for 63.51%, the Grant Funds 11.13%, Building Funds 10.64%, Debt Service Funds 6.87%, Student Nutrition 4.13%, and all the other funds 3.72%.
6. Total Expenditures for all funds as of February 29, 2020- \$117,385,433. Of the total expenditures incurred, the Operational Fund accounted for 59.69%, the Grant Funds 10.99%, Building Funds 9.85%, Debt Service 10.72%, Student Nutrition 4.82%, and all other funds 3.93%.
7. Direct Instruction expenditures plus encumbrances for the Operational Fund as of February 29, 2020 were \$72,860,888 or 64.15% of the total Operational Fund expenditures.
8. As of February 29, 2020, the District had investments in Certificates of Deposit (CD's) totaling \$5,000,000. The CD's are currently earning interest at an average rate of 1.78% with a 6 to 24 month term.
9. Pledged collateral – All bank accounts in compliance at February 29, 2020. See separate report attached Item III Summary of Investments.

10. For the month of February 29, 2020, three schools and one department randomly selected for review. The review focused on deposit activity and purchasing transactions. For each of the schools selected, deposit activity for the month was reviewed for timeliness of deposit. Purchase orders for the same schools and department were reviewed for "after-the-fact POs". Procurement card purchases were reviewed for compliance with District procedures.

	Bank Deposits in excess of 24 hours		After the Fact POs		Findings on Procurement Card purchases	
	Number	Percentage	Number	Percentage	Number	Percentage
Elementary School	0	0%	0	0%	0%	0%
Elementary School	0	0%	0	0%	0%	0%
Elementary School	0	0%	0	0%	0%	0%

Selected items from January 31, 2020 Report:

- Operational Fund Revenues as of January 31, 2020 - \$75,068,163 which represents 58.25% of budgeted Revenues.
- Operational Fund Expenditures as of January 31, 2020 - \$60,308,434 which represents 40.33% of budgeted Expenditures.
- Total Revenues for all funds as of January 31, 2020- \$119,371,969. Of the total revenues received, the Operational Fund accounted for 62.89%, the Grant Funds 10.10%, Building Funds 11.98%, Debt Service Funds 7.29%, Student Nutrition 4.05%, and all the other funds 3.69%.
- Total Expenditures for all funds as of January 31, 2020- \$105,025,547. Of the total expenditures incurred, the Operational Fund accounted for 57.42%, the Grant Funds 10.79%, Building Funds 10.63%, Debt Service 11.59%, Student Nutrition 4.69%, and all other funds 4.88%.
- Direct Instruction expenditures plus encumbrances for the Operational Fund as of January 31, 2020 were \$71,759,637 or 64.06% of the total Operational Fund expenditures.

School District: GADSDEN INDEPENDENT SCHOOL DISTRICT
 Charter Name:
 Month/Quarter 02/29/2020

**PED Cash Report
 for 2019-2020 Fiscal Year**

County: Dona Ana
 PED No.: 019

Previous Year Report ending date	06/30/2019 02/29/2020	OPERATIONAL FUND 11000	TEACHERAGE FUND 12000	TRANSPORTATION FUND 13000	INST. MATERIALS FUND 14000	FOOD SERVICES FUND 21000	ATHLETICS FUND 22000	NON-INSTRUCT. FUND 23000
Refer to "Instructions for PED Cash Report" for details on how to properly complete this form.								
Total Cash Balance 06/30/2019	+OR-	37,067,034.33	0.00	6,572.30	1,149,948.38	12,394,927.35	950,393.10	647,587.48
Current Year Rev. to Date (Per Receipts Report-excluding Refunds & including any Deposits in Transit)	+	85,817,387.24	0.00	4,275,071.00	32,241.14	5,573,752.93	128,993.55	592,004.65
Prior Year Warrants Voided	+	0.00	0.00	0.00	0.00	0.00	0.00	0.00
Total Resources to Date for Current Year 02/29/2020	=	122,884,421.57	0.00	4,281,643.30	1,182,189.52	17,968,680.28	1,079,386.65	1,239,592.13
Current Year Expenditures to Date Enter as a Minus (Per Expenditure Report)	-	(70,071,113.71)	0.00	(4,116,624.17)	(112,855.16)	(5,663,545.99)	(5,299.95)	(374,973.51)
Permanent Cash Transfers/Reversions * Provide Full Explanation on Last Page	+OR-	0.00	0.00	0.00	0.00	0.00	0.00	0.00
Total Cash	=	52,813,307.86	0.00	165,019.13	1,069,334.36	12,305,134.29	1,074,086.70	864,618.62
Other Reconciling Items								
Payroll Liabilities	+	2,918,250.89	0.00	1,692.94	0.00	102,846.67	0.00	0.00
**Adjustments - Provide Full Explanation on Last Page	+OR-	(707,607.93)	0.00	0.00	0.00	0.00	0.00	50.00
TOTAL RECONCILED CASH BALANCE 02/29/2020	=	55,023,950.82	0.00	166,712.07	1,069,334.36	12,407,980.96	1,074,086.70	864,668.62
Total Outstanding Loans *** Provide Full Explanation on Last Page	+OR-	(5,282,462.71)	0.00	0.00	0.00	0.00	0.00	0.00
Total Ending Cash 02/29/2020	+OR-	49,741,488.11 (0.00)	0.00	166,712.07	1,069,334.36	12,407,980.96	1,074,086.70	864,668.62

School District: GADSDEN INDEPENDENT SCHOOL DISTRICT		PED Cash Report for 2019-2020 Fiscal Year				County: PED No.:	Dona Ana 019	
Charter Name: Month/Quarter 02/29/2020		FEDERAL FLOWTHROUGH FUND 24000	FEDERAL DIRECT FUND 25000	LOCAL GRANTS FUND 26000	STATE FLOWTHROUGH FUND 27000	STATE DIRECT FUND 28000	LOCAL OR STATE FUND 29000	BOND BUILDING FUND 31100
Total Cash Balance 06/30/2019	=	(5,574,000.05)	4,454,624.03	2,591,604.74	(1,293,461.07)	50,588.00	651,287.34	20,899,108.24
Current Year Rev. to Date (Per Receipts Report-excluding Refunds & including any Deposits in Transit)	+	10,526,727.06	685,055.49	401,678.62	3,316,683.88	27,758.00	80,434.89	9,659,940.60
Prior Year Warrants Voided	+	0.00	0.00	0.00	0.00	0.00	0.00	0.00
Total Resources to Date for Current Year 02/29/2020	=	4,952,727.01	5,139,679.52	2,993,283.36	2,023,222.81	78,346.00	731,722.23	30,559,048.84
Current Year Expenditures to Date Enter as a Minus (Per Expenditure Report)	-	(9,023,584.29)	(896,568.48)	(267,782.88)	(2,710,204.24)	0.00	0.00	(7,637,332.97)
Permanent Cash Transfers/Reversions * Provide Full Explanation on Last Page	+OR-	0.00	0.00	0.00	0.00	0.00	0.00	0.00
Total Cash	=	(4,070,857.28)	4,243,111.04	2,725,500.48	(686,981.43)	78,346.00	731,722.23	22,921,715.87
Other Reconciling Items								
Payroll Liabilities	+	286,151.46	37,614.65	4,684.72	63,700.64	0.00	0.00	0.00
**Adjustments - Provide Full Explanation on Last Page	-	0.00	0.00	0.00	(196.78)	0.00	0.00	0.00
TOTAL RECONCILED CASH BALANCE 02/29/2020	=	(3,784,705.82)	4,280,725.69	2,730,185.20	(623,477.57)	78,346.00	731,722.23	22,921,715.87
Total Outstanding Loans *** Provide Full Explanation on Last Page	+OR-	3,784,705.82	0.00	0.00	654,886.82	0.00	0.00	0.00
Total Ending Cash 02/29/2020	+OR-	0.00 0.00	4,280,725.69	2,730,185.20	31,409.25 0.00	78,346.00	731,722.23	22,921,715.87

School District: GADSDEN INDEPENDENT SCHOOL DISTRICT
 Charter Name:
 Month/Quarter 02/29/2020

**PED Cash Report
 for 2019-2020 Fiscal Year**

County: Dona Ana
 PED No.: 019

	ENERGY EFFICIENCY 31800	ED. TECH EQUIP ACT 31900	PSCOC 20% FUND 32100	DEBT SERVICE FUND 41000	DEFERRED SICK LEAVE FUND 42000	ED TECH DEBT SERVICE FUND 43000	GRAND TOTAL ALL FUNDS	
Total Cash Balance 06/30/2019	=	0.00	1,004,874.91	0.00	11,699,651.19	0.00	2,850,929.06	91,470,116.72
Current Year Rev. to Date (Per Receipts Report-excluding Refunds & including any Deposits in Transit)	+	0.00	2,008,073.34	0.00	7,536,257.61	0.00	1,745,104.67	135,121,209.37
Prior Year Warrants Voided	+	0.00	0.00	0.00	0.00	0.00	0.00	0.00
Total Resources to Date for Current Year 02/29/2020	=	0.00	3,012,948.25	0.00	19,235,908.80	0.00	4,596,033.73	226,591,326.09
Current Year Expenditures to Date Enter as a Minus (Per Expenditure Report)	-	0.00	(1,356,111.24)	0.00	(10,562,799.92)	0.00	(2,017,571.16)	(117,385,432.79)
Permanent Cash Transfers/Reversions * Provide Full Explanation on Last Page	+OR-	0.00	0.00	0.00	0.00	0.00	0.00	0.00
Total Cash	=	0.00	1,656,837.01	0.00	8,673,108.88	0.00	2,578,462.57	109,205,893.30
Other Reconciling Items								
Payroll Liabilities	+	0.00	0.00	0.00	0.00	0.00	0.00	3,414,941.97
**Adjustments - Provide Full Explanation on Last Page	-	0.00	0.00	0.00	0.00	0.00	0.00	(707,754.71)
TOTAL RECONCILED CASH BALANCE 02/29/2020	=	0.00	1,656,837.01	0.00	8,673,108.88	0.00	2,578,462.57	111,913,080.56
Total Outstanding Loans *** Provide Full Explanation on Last Page	+OR-	0.00	0.00	0.00	0.00	0.00	0.00	0.00
Total Ending Cash 02/29/2020	+OR-	0.00	1,656,837.01	0.00	8,673,108.88	0.00	2,578,462.57	111,913,080.56

B		C		D	E	F		G	H	I	J
				+	+	+OR-	+OR-		+		+OR-
From Bank Statements					Adjustments to Bank Statements			Adjusted Bank Balance	Description	Adjustment Amount	
Account Name/Type	Bank	Statement Balance	Overnight Investments	Net Outstanding Items (Checks)	Deposits	Outstanding Interbank transfers			From line 12 Grand Total All		
Gadsden ISD Accounts Payable (A/P Clearing)	Wells Fargo	0.00	0.00	(642,968.13)	642,968.13	0.00					
Gadsden ISD Payroll (Payroll Clearing)	Wells Fargo	0.00	0.00	(143,401.97)	143,401.97	0.00					
Gadsden ISD (Operational/Federal Funds)	Wells Fargo	9,750,050.00	47,474,708.38	(858,465.37)	(786,370.10)	55,579,922.91					
Gadsden ISD School Lunch Program (Food Services Fund)	Wells Fargo	0.00	10,654,199.65	3,361.31	0.00	10,657,560.96					
Gadsden ISD Principal Funds (Activity/Agency Funds)	Wells Fargo	1,696,045.79	0.00	22,025.88	0.00	1,718,071.67					
Gadsden ISD Athletic Fund Account (Athletics Fund)	Wells Fargo	1,067,961.70	0.00	1,625.00	0.00	1,069,586.70					
Gadsden ISD Building (Building Funds)	Wells Fargo	0.00	5,202,477.77	854,310.71	0.00	6,056,788.48					
Gadsden ISD Debt Service (Debt Service Funds)	Bank of the West	11,263,012.09	0.00	(11,440.64)	0.00	11,251,571.45					
Gadsden ISD Principal Funds (Activity/Agency Funds)	First American Bank	10,000.00	0.00	0.00	0.00	10,000.00					
Gadsden ISD Building (Building Funds)	First American Bank	200,000.00	2,329,576.37	0.00	0.00	2,529,576.37					
Building Fund - Savings Account	Wells Fargo	5,049,070.57	0.00	0.00	0.00	5,049,070.57					
CD's (Operational/Federal Funds)	Wells Fargo	3,250,000.00	0.00	0.00	0.00	3,250,000.00					
CD's Lunch Program (Food Services Fund)	Wells Fargo	1,750,000.00	0.00	0.00	0.00	1,750,000.00					
Gadsden ISD BOK Financial	BOKF	678,529.59	0.00	0.00	0.00	678,529.59					
Gadsden ISD New Mexico Finance Authority	NMFA	13,187,383.29	0.00	(16,498.38)	0.00	13,170,884.91					
Totals		47,902,053.03	65,660,962.17	(791,451.59)	0.00	112,771,563.61			112,771,563.61	0.00	

Please provide Page 1 of each of your Bank Statement(s).

Total Cash Balance \$ 113,563,015.20

NOTE: Total Column H must equal total Column J

* PERMANENT CASH TRANSFERS/REVERSIONS (LINE 6)

Please identify all cash transfers and reversions per school district general ledger. Enter the name or fund number on the FROM FUND and TO FUND columns. Please list each transaction separately.

FROM FUND	AMOUNT FROM	TO FUND	Explicit Explanation
Sub-Total	-----	-----	

** OTHER RECONCILING ITEMS (LINE 8 & 9)

Please identify all reconciling adjustments per school district general ledger. Enter the name or fund number on the FROM FUND and TO FUND columns. Please list each transaction separately.

FROM FUND	AMOUNT FROM	TO FUND	Explicit Explanation
11000	2,918,250.89	Outside Agencies	Payroll liabilities due to outside agencies
13000	1,692.94	Outside Agencies	Payroll liabilities due to outside agencies
21000	102,846.67	Outside Agencies	Payroll liabilities due to outside agencies
23000	-	Outside Agencies	Payroll liabilities due to outside agencies
24000	286,151.46	Outside Agencies	Payroll liabilities due to outside agencies
25000	37,614.65	Outside Agencies	Payroll liabilities due to outside agencies
26000	-4,684.72	Outside Agencies	Payroll liabilities due to outside agencies
27000	63,700.64	Outside Agencies	Payroll liabilities due to outside agencies
28000	-	Outside Agencies	Payroll liabilities due to outside agencies
Sub-Total (per line 8)	<u>3,414,941.97</u>		
11000	(703,427.28)	Workers Comp	Accounts Payable
11000	(4,240.39)	Wageworks	Accounts Payable
11000	59.74	Outside Vendors	Accounts Payable
23000	50.00	Outside Vendors	Accounts Payable
24101	-	Outside Vendors	Accounts Payable
24106	-	Outside Vendors	Accounts Payable
27128	-	Outside Vendors	Accounts Payable
27149	(196.78)	Outside Vendors	Accounts Payable
31700	-	Outside Vendors	Accounts Payable
Sub-Total (per line 9)	<u>(707,754.71)</u>		

*** TOTAL OUTSTANDING LOANS (LINE 11)

Please identify all outstanding loans per school district general ledger. Enter the name or fund number on the FROM FUND and TO FUND columns. Please list each transaction separately.

FROM FUND	AMOUNT FROM	TO FUND	Explicit Explanation
11000	(3,784,705.82)	24000	(5,282,462.71)
11000	0.00	25000	-
11000	0.00	26000	-
11000	(654,886.82)	27000	-
11000	0.00	28000	-
11000	0.00	29000	-
11000	0.00	12000	-
11000	0.00	13000	-
11000	0.00	14000	-
11000	0.00	21000	-
11000	0.00	22000	-
11000	0.00	31100	-
11000	(842,870.07)	31700	-
11000	-	31900	-
24000	3,784,705.82	11000	3,784,705.82
25000	0.00	11000	-
26000	0.00	11000	-
27000	654,886.82	11000	654,886.82
28000	0.00	11000	-
29000	0.00	11000	-
12000	0.00	11000	-
13000	0.00	11000	-
14000	0.00	11000	-
21000	0.00	11000	-
22000	0.00	11000	-
23000	0.00	29000	-
31100	0.00	11000	-
31400	0.00	11000	-
31500	0.00	11000	-
31600	0.00	11000	-
31700	842,870.07	11000	842,870.07
31701	0.00	11000	-
31900	-	11000	-
	<u>(0.00)</u>		<u>0.00</u>
			<u>0.00</u>

I, hereby, certify that the information contained in this cash report reconciles to the General Ledger.

Signature of Licensed Business Manager _____

Date _____

**Summary of Investments
As of February 29, 2020**

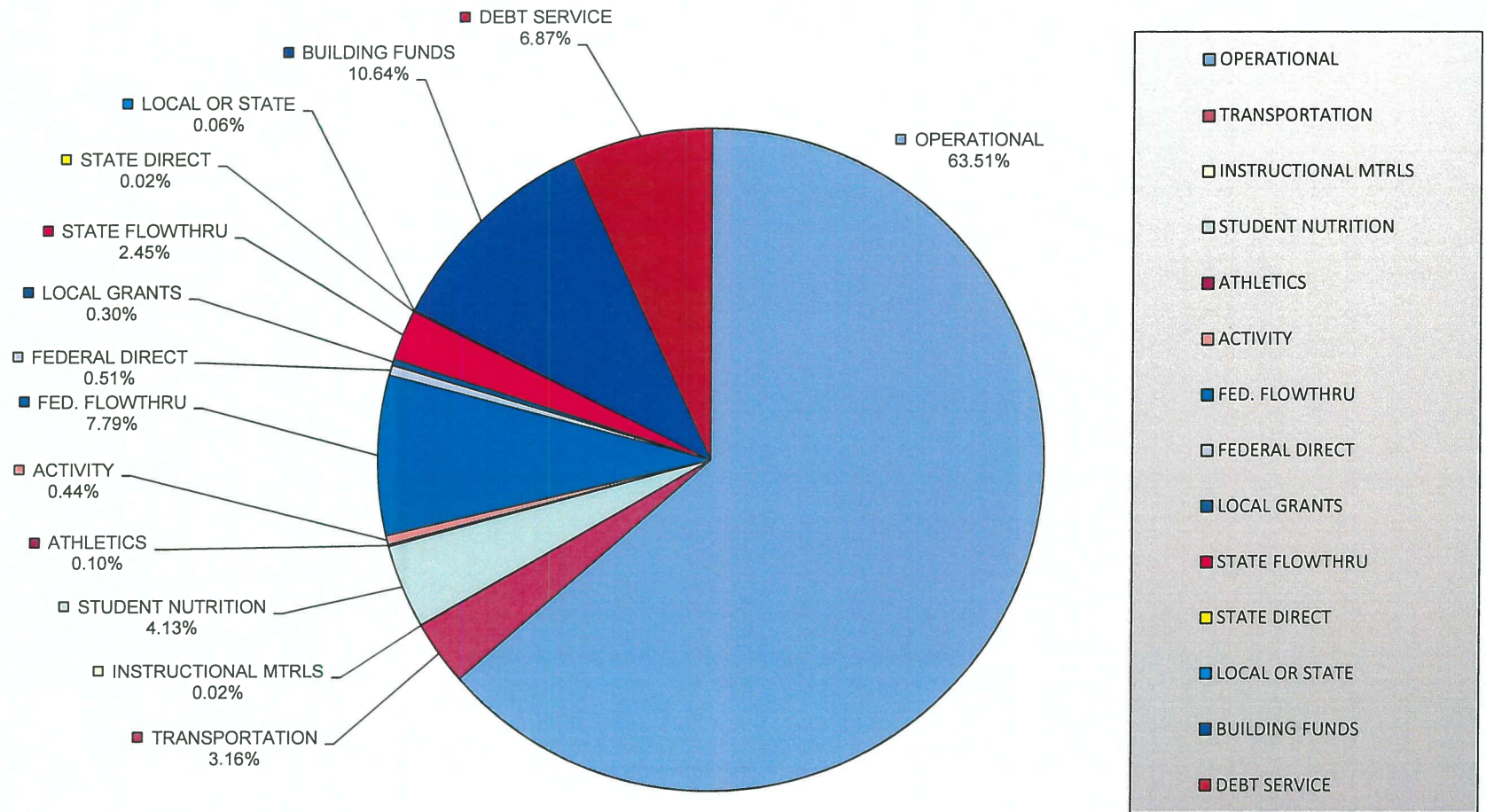
Uninsured / Uncollateralized Funds:

	Wells Fargo Bank			Bank of the West	First American Bank		BOK Financial	NMFA	Total
	Deposit & Savings Accounts and CDs	Repo Accounts	Wells Fargo Trust Services	Deposit Account	Deposit Account	Repo Account	US Treasury	US Treasury	
Deposits, CDs and Treasury Bills	22,563,128.06	63,331,385.80	-	11,263,012.09	210,000.00	2,329,576.37	678,529.59	13,187,383.29	113,563,015.20
Less FDIC insurance	500,000.00	-	-	250,000.00	250,000.00	-	-	-	
Less investments in US Obligations	-	-	-	-	-	-	678,529.59	13,187,383.29	
Uninsured public funds	22,063,128.06	63,331,385.80	-	11,013,012.09	-	2,329,576.37	-	-	
50%/102% collateral requirement	11,031,564.03	64,598,013.52	-	5,506,506.05	-	2,376,167.90	-	-	
Pledged Security - Market Value	15,383,667.96	64,598,014.01	-	5,801,557.60	-	2,663,739.13	-	-	
Over (under) - Collateralized	4,352,103.93	0.49	-	295,051.56	-	287,571.23			
Uninsured / Uncollateralized Funds	6,679,460.10			5,211,454.49					11,890,914.59

Investments in CDs:

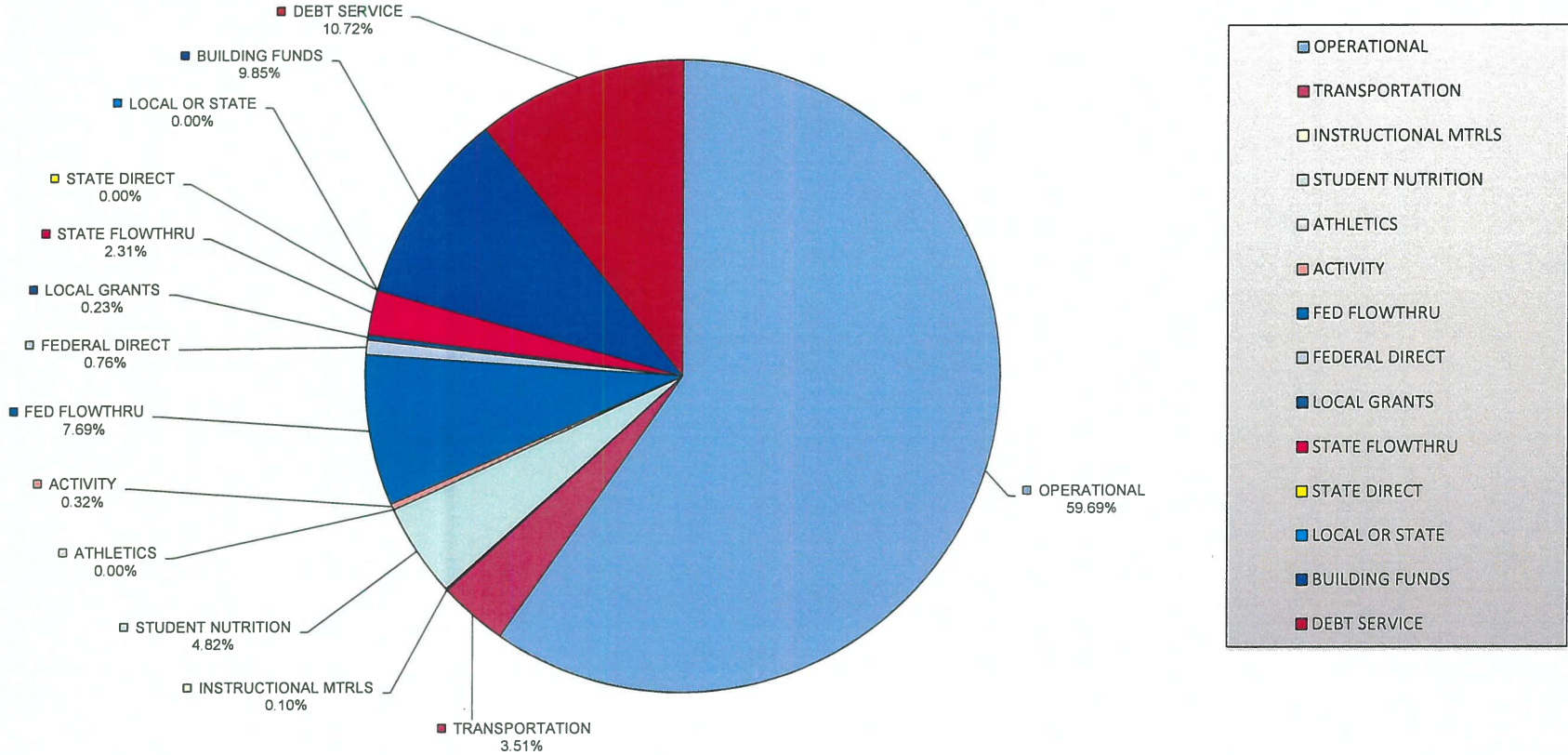
Certificates of Deposit			
Account Name	Interest Rate	Maturity Date	Bank Balance
Lunch Account	1.80%	6/18/2020	\$ 250,000.00
Lunch Account	1.60%	9/18/2020	\$ 250,000.00
Lunch Account	1.85%	9/20/2020	\$ 250,000.00
Lunch Account	1.70%	3/20/2020	\$ 250,000.00
Lunch Account	1.60%	9/25/2020	\$ 250,000.00
Lunch Account	1.85%	9/25/2020	\$ 250,000.00
Lunch Account	1.80%	9/29/2020	\$ 250,000.00
Operational	1.75%	9/11/2020	\$ 250,000.00
Operational	1.85%	9/20/2021	\$ 250,000.00
Operational	1.85%	3/18/2020	\$ 250,000.00
Operational	1.80%	3/18/2020	\$ 250,000.00
Operational	1.80%	3/18/2020	\$ 250,000.00
Operational	1.80%	9/20/2021	\$ 250,000.00
Operational	1.75%	9/18/2020	\$ 250,000.00
Operational	1.85%	9/20/2021	\$ 250,000.00
Operational	1.85%	9/20/2021	\$ 250,000.00
Operational	1.80%	3/20/2020	\$ 250,000.00
Operational	1.70%	9/24/2021	\$ 250,000.00
Operational	1.80%	3/25/2020	\$ 250,000.00
Operational	1.85%	3/26/2020	\$ 250,000.00
			\$ 5,000,000.00

GISD 2019-20 REVENUES BY FUND FEBRUARY 2020

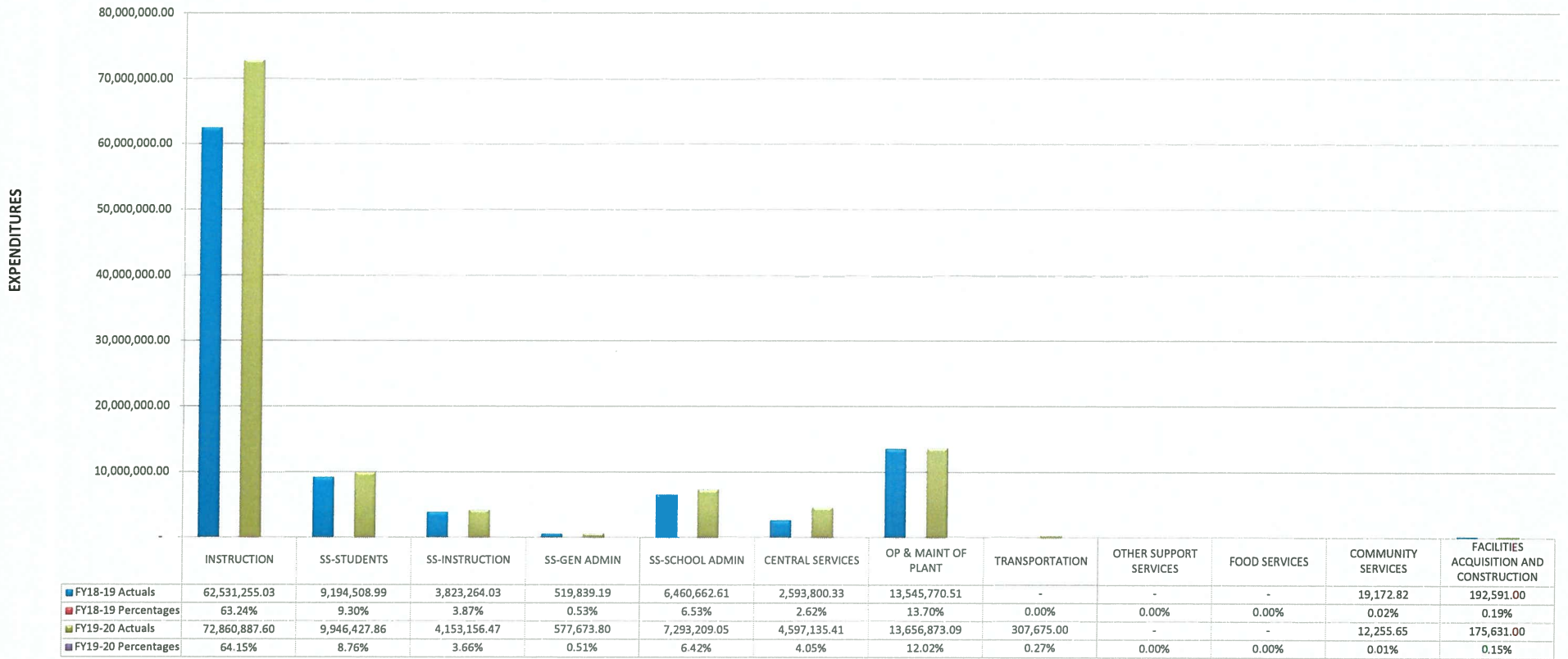


- OPERATIONAL
- TRANSPORTATION
- INSTRUCTIONAL MTRLS
- STUDENT NUTRITION
- ATHLETICS
- ACTIVITY
- FED. FLOWTHRU
- FEDERAL DIRECT
- LOCAL GRANTS
- STATE FLOWTHRU
- STATE DIRECT
- LOCAL OR STATE
- BUILDING FUNDS
- DEBT SERVICE

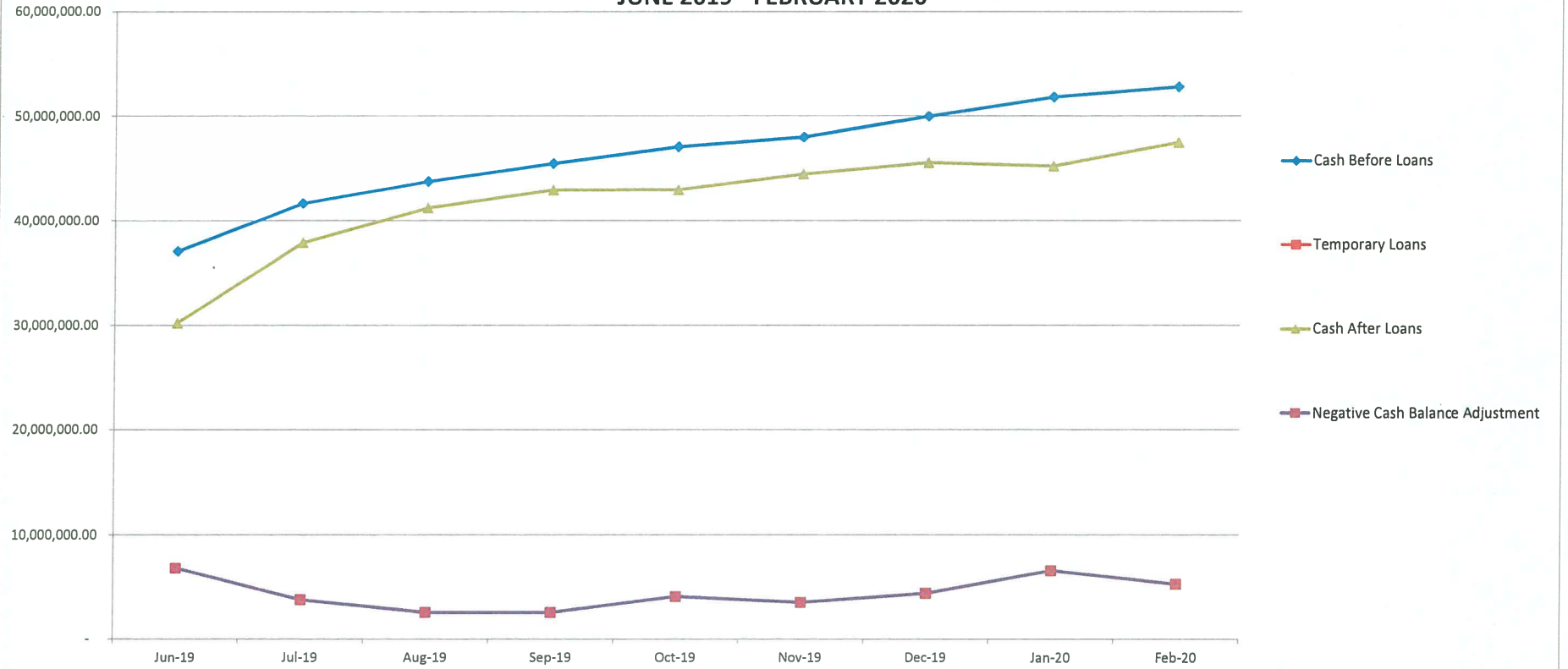
GISD 2019-20 EXPENDITURES BY FUND FEBRUARY 2020



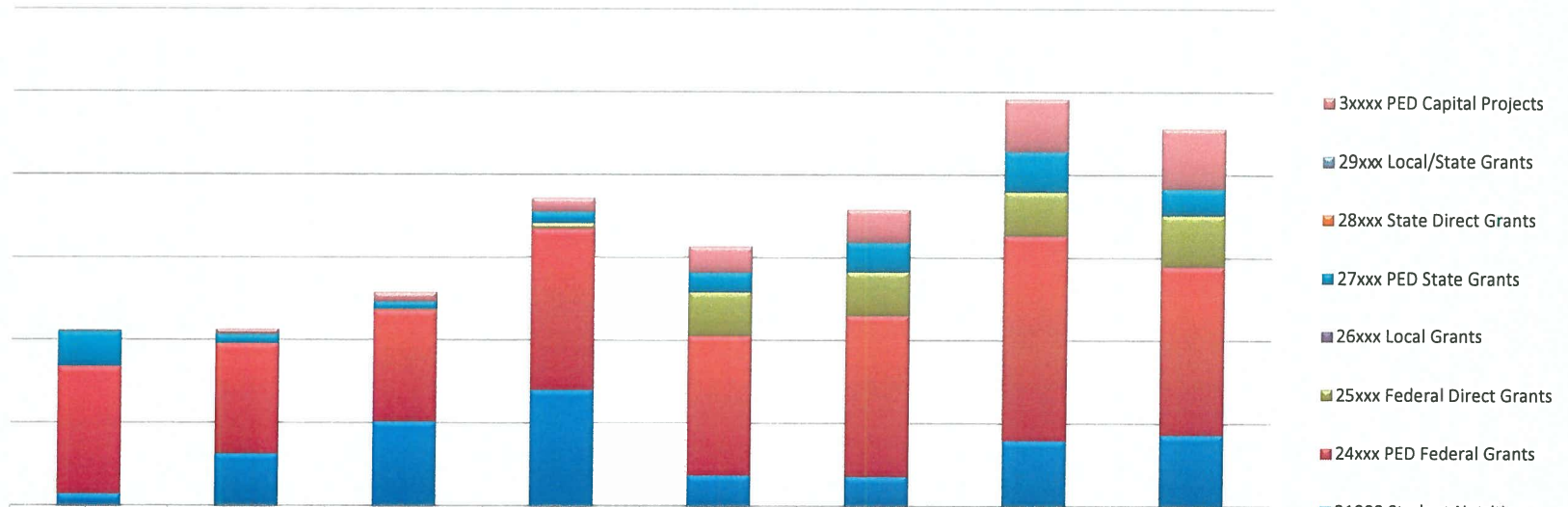
**OPERATIONAL FUND EXPENDITURES AND ENCUMBRANCES FOR FEBRUARY 2019
COMPARED TO FEBRUARY 2020**



**GISD 2019-20 Cash Balance / Temporary Loan Balance Trend
JUNE 2019 - FEBRUARY 2020**



GISD 2019-20 Outstanding Reimbursements February 2020



	Jul-19	Aug-19	Sep-19	Oct-19	Nov-19	Dec-19	Jan-20	Feb-20
3xxxx PED Capital Projects	36,482.09	118,640.52	225,330.22	326,262.04	620,287.82	791,966.50	1,255,533.15	1,449,805.14
29xxx Local/State Grants	-	-	-	-	-	-	-	-
28xxx State Direct Grants	-	-	-	-	-	-	-	-
27xxx PED State Grants	849,523.02	232,520.14	182,271.54	281,576.94	482,456.46	707,588.52	976,159.84	635,639.41
26xxx Local Grants	-	-	-	-	-	-	-	-
25xxx Federal Direct Grants	-	-	22,075.29	134,541.54	1,061,174.00	1,061,174.00	1,061,174.00	1,236,288.71
24xxx PED Federal Grants	3,056,664.02	2,648,629.95	2,694,832.79	3,896,455.96	3,355,739.02	3,875,107.31	4,940,610.63	4,071,032.78
21000 Student Nutrition	290,803.48	1,254,567.07	2,028,390.71	2,797,014.01	747,559.80	722,807.50	1,591,226.78	1,728,843.80

Gadsden Independent Schools

Revenue Report - All Funds

From Date: 2/1/2020

To Date: 2/29/2020

Fiscal Year: 2019-2020

Include pre encumbrance

Print accounts with zero balance

Filter Encumbrance Detail by Date Range

Exclude inactive accounts with zero balance

Account Number	Description	Budget	Adjustments	GL Budget	Current	YTD	Balance	Encumbrance	Budget Bal	% Rem
11000.0000.41110.0000.000000.0000.00.0000	AD VALOREM TAXES - SCHOOL DISTRICT	(\$386,091.00)	\$0.00	(\$386,091.00)	(\$16,057.73)	(\$256,975.64)	(\$129,115.36)	\$0.00	(\$129,115.36)	33.44%
11000.0000.41500.0000.000000.0000.00.0000	INVESTMENT INCOME	(\$5,000.00)	\$0.00	(\$5,000.00)	(\$1,133.17)	(\$27,984.80)	\$22,984.80	\$0.00	\$22,984.80	-459.70%
11000.0000.41705.0000.000000.0000.00.0000	FEES - USERS	\$0.00	\$0.00	\$0.00	\$0.00	(\$239.50)	\$239.50	\$0.00	\$239.50	0.00%
11000.0000.41706.0000.000000.0000.00.0000	FEES - SUMMER SCHOOL	\$0.00	\$0.00	\$0.00	\$0.00	(\$803.00)	\$803.00	\$0.00	\$803.00	0.00%
11000.0000.41910.0000.000000.0000.00.0000	RENTALS	(\$40,000.00)	\$0.00	(\$40,000.00)	(\$4,957.22)	(\$33,204.67)	(\$6,795.33)	\$0.00	(\$6,795.33)	16.99%
11000.0000.41980.0000.000000.0000.00.0000	REFUND OF PRIOR YEAR'S EXPENDITURES	\$0.00	\$0.00	\$0.00	(\$416.80)	(\$2,966.87)	\$2,966.87	\$0.00	\$2,966.87	0.00%
11000.0000.43101.0000.000000.0000.00.0000	STATE EQUALIZATION GUARANTEE	(\$127,148,337.00)	(\$1,058,741.00)	(\$128,207,078.00)	(\$10,666,661.00)	(\$85,073,520.00)	(\$43,133,558.00)	\$0.00	(\$43,133,558.00)	33.64%
11000.0000.43212.0000.000000.0000.00.0000	STATE FLOWTHROUGH - INDIRECT COSTS	\$0.00	\$0.00	\$0.00	(\$2,353.95)	(\$15,026.63)	\$15,026.63	\$0.00	\$15,026.63	0.00%
11000.0000.43213.0000.000000.0000.00.0000	OTHER GRANTS - INDIRECT COSTS	\$0.00	\$0.00	\$0.00	(\$427.17)	(\$5,380.01)	\$5,380.01	\$0.00	\$5,380.01	0.00%
11000.0000.43216.0000.000000.0000.00.0000	FEES - GOVERNMENTAL AGENCIES	(\$80,172.00)	\$0.00	(\$80,172.00)	(\$33,377.81)	(\$99,439.76)	\$19,267.76	\$0.00	\$19,267.76	-24.03%
11000.0000.44107.0000.000000.0000.00.0000	FEDERAL DIRECT - INDIRECT COSTS	\$0.00	\$0.00	\$0.00	(\$2,398.05)	(\$17,973.70)	\$17,973.70	\$0.00	\$17,973.70	0.00%
11000.0000.44205.0000.000000.0000.00.0000	FEDERAL FLOWTHROUGH - INDIRECT COSTS	(\$150,000.00)	\$0.00	(\$150,000.00)	(\$21,441.08)	(\$175,700.45)	\$25,700.45	\$0.00	\$25,700.45	-17.13%
11000.0000.45304.0000.000000.0000.00.0000	SALE OF PERSONAL PROPERTY/EQUIPMENT	\$0.00	\$0.00	\$0.00	\$0.00	(\$173.25)	\$173.25	\$0.00	\$173.25	0.00%
11000.0000.46100.0000.000000.0000.00.0000	ACCESS BOARD (E-RATE)	\$0.00	\$0.00	\$0.00	\$0.00	(\$107,998.96)	\$107,998.96	\$0.00	\$107,998.96	0.00%
	Function: REVENUE/BALANCE SHEET - 0000	(\$127,809,600.00)	(\$1,058,741.00)	(\$128,868,341.00)	(\$10,749,223.98)	(\$85,817,387.24)	(\$43,050,953.76)	\$0.00	(\$43,050,953.76)	33.41%
	Fund: OPERATIONAL - 11000	(\$127,809,600.00)	(\$1,058,741.00)	(\$128,868,341.00)	(\$10,749,223.98)	(\$85,817,387.24)	(\$43,050,953.76)	\$0.00	(\$43,050,953.76)	33.41%
13000.0000.43206.0000.000000.0000.00.0000	TRANSPORTATION DISTRIBUTION	(\$5,614,301.00)	(\$191,943.00)	(\$5,806,244.00)	(\$510,391.00)	(\$4,275,071.00)	(\$1,531,173.00)	\$0.00	(\$1,531,173.00)	26.37%
	Function: REVENUE/BALANCE SHEET - 0000	(\$5,614,301.00)	(\$191,943.00)	(\$5,806,244.00)	(\$510,391.00)	(\$4,275,071.00)	(\$1,531,173.00)	\$0.00	(\$1,531,173.00)	26.37%
	Fund: PUPIL TRANSPORTATION - 13000	(\$5,614,301.00)	(\$191,943.00)	(\$5,806,244.00)	(\$510,391.00)	(\$4,275,071.00)	(\$1,531,173.00)	\$0.00	(\$1,531,173.00)	26.37%
14000.0000.41980.0000.000000.0000.00.0000	REFUND OF PRIOR YEAR'S EXPENDITURES	\$0.00	\$0.00	\$0.00	\$0.00	(\$605.09)	\$605.09	\$0.00	\$605.09	0.00%
14000.0000.43211.0000.000000.0000.00.0000	INSTRUCTIONAL MATERIALS - CASH	\$0.00	\$0.00	\$0.00	\$0.00	(\$31,636.05)	\$31,636.05	\$0.00	\$31,636.05	0.00%
	Function: REVENUE/BALANCE SHEET - 0000	\$0.00	\$0.00	\$0.00	\$0.00	(\$32,241.14)	\$32,241.14	\$0.00	\$32,241.14	0.00%
	Fund: INSTRUCTIONAL MATERIALS - 14000	\$0.00	\$0.00	\$0.00	\$0.00	(\$32,241.14)	\$32,241.14	\$0.00	\$32,241.14	0.00%
21000.0000.41500.0000.000000.0000.00.0000	INVESTMENT INCOME	(\$10,000.00)	\$0.00	(\$10,000.00)	(\$1,125.97)	(\$14,495.21)	\$4,495.21	\$0.00	\$4,495.21	-44.95%
21000.0000.41603.0000.000000.0000.00.0000	FEES-ADULTS/FOOD SERVICES	(\$55,000.00)	\$0.00	(\$55,000.00)	(\$4,140.82)	(\$51,834.13)	(\$3,165.87)	\$0.00	(\$3,165.87)	5.76%
21000.0000.41605.0000.000000.0000.00.0000	FEES - OTHER/FOOD SERVICES	(\$150,000.00)	\$0.00	(\$150,000.00)	(\$11,416.70)	(\$109,996.81)	(\$40,003.19)	\$0.00	(\$40,003.19)	26.67%
21000.0000.41980.0000.000000.0000.00.0000	REFUND OF PRIOR YEAR'S EXPENDITURES	\$0.00	\$0.00	\$0.00	\$0.00	(\$18,966.17)	\$18,966.17	\$0.00	\$18,966.17	0.00%
21000.0000.43203.0000.000000.0000.00.0000	STATE DIRECT GRANTS	(\$80,000.00)	\$0.00	(\$80,000.00)	\$0.00	\$0.00	(\$80,000.00)	\$0.00	(\$80,000.00)	100.00%
21000.0000.44500.0000.000000.0000.00.0000	RESTRICTED GRANTS-IN-AID FROM THE FEDERAL	(\$8,000,000.00)	\$0.00	(\$8,000,000.00)	(\$722,807.50)	(\$5,378,460.61)	(\$2,621,539.39)	\$0.00	(\$2,621,539.39)	32.77%
	Function: REVENUE/BALANCE SHEET - 0000	(\$8,295,000.00)	\$0.00	(\$8,295,000.00)	(\$739,490.99)	(\$5,573,752.93)	(\$2,721,247.07)	\$0.00	(\$2,721,247.07)	32.81%
	Fund: FOOD SERVICES - 21000	(\$8,295,000.00)	\$0.00	(\$8,295,000.00)	(\$739,490.99)	(\$5,573,752.93)	(\$2,721,247.07)	\$0.00	(\$2,721,247.07)	32.81%
22000.0000.41705.0000.000000.0000.00.0000	FEES - USERS	(\$110,000.00)	\$0.00	(\$110,000.00)	(\$17,068.00)	(\$124,218.55)	\$14,218.55	\$0.00	\$14,218.55	-12.93%

Gadsden Independent Schools

Revenue Report - All Funds

From Date: 2/1/2020

To Date: 2/29/2020

Fiscal Year: 2019-2020

Include pre encumbrance

Print accounts with zero balance

Filter Encumbrance Detail by Date Range

Exclude inactive accounts with zero balance

Account Number	Description	Budget	Adjustments	GL Budget	Current	YTD	Balance	Encumbrance	Budget Bal	% Rem
22000.0000.41980.0000.000000.0000.00.0000	REFUND OF PRIOR YEAR'S EXPENDITURES	\$0.00	\$0.00	\$0.00	\$0.00	(\$4,775.00)	\$4,775.00	\$0.00	\$4,775.00	0.00%
Function: REVENUE/BALANCE SHEET - 0000		(\$110,000.00)	\$0.00	(\$110,000.00)	(\$17,068.00)	(\$128,993.55)	\$18,993.55	\$0.00	\$18,993.55	-17.27%
Fund: ATHLETICS - 22000		(\$110,000.00)	\$0.00	(\$110,000.00)	(\$17,068.00)	(\$128,993.55)	\$18,993.55	\$0.00	\$18,993.55	-17.27%
23000.0000.41701.0000.000000.0000.00.0000	FEES - ACTIVITIES	(\$380,000.00)	\$0.00	(\$380,000.00)	(\$71,463.02)	(\$480,275.97)	\$100,275.97	\$0.00	\$100,275.97	-26.39%
23000.0000.41705.0000.000000.0000.00.0000	FEES - USERS	\$0.00	\$0.00	\$0.00	\$0.00	(\$1,960.00)	\$1,960.00	\$0.00	\$1,960.00	0.00%
23000.0000.41920.0000.000000.0000.00.0000	CONTRIBUTIONS AND DONATIONS FROM PRIVATE	(\$40,000.00)	\$0.00	(\$40,000.00)	(\$651.50)	(\$101,812.06)	\$61,812.06	\$0.00	\$61,812.06	-154.53%
23000.0000.41980.0000.000000.0000.00.0000	REFUND OF PRIOR YEAR'S EXPENDITURES	\$0.00	\$0.00	\$0.00	(\$7,956.62)	(\$7,956.62)	\$7,956.62	\$0.00	\$7,956.62	0.00%
Function: REVENUE/BALANCE SHEET - 0000		(\$420,000.00)	\$0.00	(\$420,000.00)	(\$80,071.14)	(\$592,004.65)	\$172,004.65	\$0.00	\$172,004.65	-40.95%
Fund: NON-INSTRUCTIONAL SUPPORT - 23000		(\$420,000.00)	\$0.00	(\$420,000.00)	(\$80,071.14)	(\$592,004.65)	\$172,004.65	\$0.00	\$172,004.65	-40.95%
24101.0000.44500.0000.000000.0000.00.0000	RESTRICTED GRANTS-IN-AID FROM THE FEDERAL	(\$9,370,855.00)	\$0.00	(\$9,370,855.00)	(\$1,780,602.72)	(\$6,563,651.92)	(\$2,807,203.08)	\$0.00	(\$2,807,203.08)	29.96%
24101.0000.44504.0000.000000.0000.00.0000	REVENUE-CARRYOVER	(\$600,000.00)	\$0.00	(\$600,000.00)	\$0.00	\$0.00	(\$600,000.00)	\$0.00	(\$600,000.00)	100.00%
Function: REVENUE/BALANCE SHEET - 0000		(\$9,970,855.00)	\$0.00	(\$9,970,855.00)	(\$1,780,602.72)	(\$6,563,651.92)	(\$3,407,203.08)	\$0.00	(\$3,407,203.08)	34.17%
Fund: TITLE I - IASA - 24101		(\$9,970,855.00)	\$0.00	(\$9,970,855.00)	(\$1,780,602.72)	(\$6,563,651.92)	(\$3,407,203.08)	\$0.00	(\$3,407,203.08)	34.17%
24103.0000.44500.0000.000000.0000.00.0000	RESTRICTED GRANTS-IN-AID FROM THE FEDERAL	(\$54,034.00)	\$0.00	(\$54,034.00)	(\$1,727.53)	(\$50,552.77)	(\$3,481.23)	\$0.00	(\$3,481.23)	6.44%
Function: REVENUE/BALANCE SHEET - 0000		(\$54,034.00)	\$0.00	(\$54,034.00)	(\$1,727.53)	(\$50,552.77)	(\$3,481.23)	\$0.00	(\$3,481.23)	6.44%
Fund: MIGRANT CHILDREN EDUCATION - 24103		(\$54,034.00)	\$0.00	(\$54,034.00)	(\$1,727.53)	(\$50,552.77)	(\$3,481.23)	\$0.00	(\$3,481.23)	6.44%
24106.0000.44500.0000.000000.0000.00.0000	RESTRICTED GRANTS-IN-AID FROM THE FEDERAL	(\$3,159,009.00)	\$0.00	(\$3,159,009.00)	\$0.00	(\$2,161,233.51)	(\$997,775.49)	\$0.00	(\$997,775.49)	31.59%
24106.0000.44504.0000.000000.0000.00.0000	REVENUE-CARRYOVER	(\$596,799.00)	\$0.00	(\$596,799.00)	\$0.00	\$0.00	(\$596,799.00)	\$0.00	(\$596,799.00)	100.00%
Function: REVENUE/BALANCE SHEET - 0000		(\$3,755,808.00)	\$0.00	(\$3,755,808.00)	\$0.00	(\$2,161,233.51)	(\$1,594,574.49)	\$0.00	(\$1,594,574.49)	42.46%
Fund: ENTITLEMENT IDEA-B - 24106		(\$3,755,808.00)	\$0.00	(\$3,755,808.00)	\$0.00	(\$2,161,233.51)	(\$1,594,574.49)	\$0.00	(\$1,594,574.49)	42.46%
24108.0000.44500.0000.000000.0000.00.0000	RESTRICTED GRANTS-IN-AID FROM THE FEDERAL	\$0.00	\$0.00	\$0.00	\$0.00	(\$4,652.78)	\$4,652.78	\$0.00	\$4,652.78	0.00%
Function: REVENUE/BALANCE SHEET - 0000		\$0.00	\$0.00	\$0.00	\$0.00	(\$4,652.78)	\$4,652.78	\$0.00	\$4,652.78	0.00%
Fund: NEW MEXICO AUTISM PROJECT - 24108		\$0.00	\$0.00	\$0.00	\$0.00	(\$4,652.78)	\$4,652.78	\$0.00	\$4,652.78	0.00%
24109.0000.44500.0000.000000.0000.00.0000	RESTRICTED GRANTS-IN-AID FROM THE FEDERAL	(\$67,331.00)	\$0.00	(\$67,331.00)	\$0.00	(\$43,083.46)	(\$24,247.54)	\$0.00	(\$24,247.54)	36.01%
Function: REVENUE/BALANCE SHEET - 0000		(\$67,331.00)	\$0.00	(\$67,331.00)	\$0.00	(\$43,083.46)	(\$24,247.54)	\$0.00	(\$24,247.54)	36.01%
Fund: PRESCHOOL IDEA-B - 24109		(\$67,331.00)	\$0.00	(\$67,331.00)	\$0.00	(\$43,083.46)	(\$24,247.54)	\$0.00	(\$24,247.54)	36.01%
24120.0000.44500.0000.000000.0000.00.0000	RESTRICTED GRANTS-IN-AID FROM THE FEDERAL	\$0.00	(\$35,501.00)	(\$35,501.00)	(\$1,857.17)	(\$1,857.17)	(\$33,643.83)	\$0.00	(\$33,643.83)	94.77%
Function: REVENUE/BALANCE SHEET - 0000		\$0.00	(\$35,501.00)	(\$35,501.00)	(\$1,857.17)	(\$1,857.17)	(\$33,643.83)	\$0.00	(\$33,643.83)	94.77%
Fund: IDEA-B RISK POOL - 24120		\$0.00	(\$35,501.00)	(\$35,501.00)	(\$1,857.17)	(\$1,857.17)	(\$33,643.83)	\$0.00	(\$33,643.83)	94.77%

Gadsden Independent Schools

Revenue Report - All Funds

From Date: 2/1/2020

To Date: 2/29/2020

Fiscal Year: 2019-2020

Include pre encumbrance

Print accounts with zero balance

Filter Encumbrance Detail by Date Range

Exclude inactive accounts with zero balance

Account Number	Description	Budget	Adjustments	GL Budget	Current	YTD	Balance	Encumbrance	Budget Bal	% Rem
24145.0000.44500.0000.000000.0000.00.0000	RESTRICTED GRANTS-IN-AID FROM THE FEDERAL	(\$690,000.00)	(\$221,919.00)	(\$911,919.00)	\$0.00	(\$346,162.18)	(\$565,756.82)	\$0.00	(\$565,756.82)	62.04%
	Function: REVENUE/BALANCE SHEET - 0000	(\$690,000.00)	(\$221,919.00)	(\$911,919.00)	\$0.00	(\$346,162.18)	(\$565,756.82)	\$0.00	(\$565,756.82)	62.04%
IVING READERS COMPREHENSIVE READING INITIATIVE - 24145		(\$690,000.00)	(\$221,919.00)	(\$911,919.00)	\$0.00	(\$346,162.18)	(\$565,756.82)	\$0.00	(\$565,756.82)	62.04%
24153.0000.44500.0000.000000.0000.00.0000	RESTRICTED GRANTS-IN-AID FROM THE FEDERAL	(\$392,424.00)	\$0.00	(\$392,424.00)	(\$20,471.03)	(\$389,509.24)	(\$2,914.76)	\$0.00	(\$2,914.76)	0.74%
	Function: REVENUE/BALANCE SHEET - 0000	(\$392,424.00)	\$0.00	(\$392,424.00)	(\$20,471.03)	(\$389,509.24)	(\$2,914.76)	\$0.00	(\$2,914.76)	0.74%
Fund: ENGLISH LANGUAGE ACQUISITION - 24153		(\$392,424.00)	\$0.00	(\$392,424.00)	(\$20,471.03)	(\$389,509.24)	(\$2,914.76)	\$0.00	(\$2,914.76)	0.74%
24154.0000.44500.0000.000000.0000.00.0000	RESTRICTED GRANTS-IN-AID FROM THE FEDERAL	(\$903,133.00)	\$0.00	(\$903,133.00)	\$0.00	(\$677,272.68)	(\$225,860.32)	\$0.00	(\$225,860.32)	25.01%
24154.0000.44504.0000.000000.0000.00.0000	REVENUE-CARRYOVER	(\$795,533.00)	\$0.00	(\$795,533.00)	\$0.00	\$0.00	(\$795,533.00)	\$0.00	(\$795,533.00)	100.00%
	Function: REVENUE/BALANCE SHEET - 0000	(\$1,698,666.00)	\$0.00	(\$1,698,666.00)	\$0.00	(\$677,272.68)	(\$1,021,393.32)	\$0.00	(\$1,021,393.32)	60.13%
Fund: TEACHER/PRINCIPAL TRAINING & RECRUITING - 24154		(\$1,698,666.00)	\$0.00	(\$1,698,666.00)	\$0.00	(\$677,272.68)	(\$1,021,393.32)	\$0.00	(\$1,021,393.32)	60.13%
24163.0000.44500.0000.000000.0000.00.0000	RESTRICTED GRANTS-IN-AID FROM THE FEDERAL	\$0.00	\$0.00	\$0.00	\$0.00	(\$13,691.20)	\$13,691.20	\$0.00	\$13,691.20	0.00%
	Function: REVENUE/BALANCE SHEET - 0000	\$0.00	\$0.00	\$0.00	\$0.00	(\$13,691.20)	\$13,691.20	\$0.00	\$13,691.20	0.00%
Fund: IMMIGRANT FUNDING - TITLE III - 24163		\$0.00	\$0.00	\$0.00	\$0.00	(\$13,691.20)	\$13,691.20	\$0.00	\$13,691.20	0.00%
24171.0000.41980.0000.000000.0000.00.0000	REFUND OF PRIOR YEAR'S EXPENDITURES	\$0.00	\$0.00	\$0.00	\$0.00	(\$300.00)	\$300.00	\$0.00	\$300.00	0.00%
24171.0000.44500.0000.000000.0000.00.0000	RESTRICTED GRANTS-IN-AID FROM THE FEDERAL	\$0.00	(\$11,644.00)	(\$11,644.00)	\$0.00	(\$15,848.63)	\$4,204.63	\$0.00	\$4,204.63	-36.11%
	Function: REVENUE/BALANCE SHEET - 0000	\$0.00	(\$11,644.00)	(\$11,644.00)	\$0.00	(\$16,148.63)	\$4,504.63	\$0.00	\$4,504.63	-38.69%
Fund: CARL D. PERKINS SPECIAL PROJECTS - 24171		\$0.00	(\$11,644.00)	(\$11,644.00)	\$0.00	(\$16,148.63)	\$4,504.63	\$0.00	\$4,504.63	-38.69%
24174.0000.44500.0000.000000.0000.00.0000	RESTRICTED GRANTS-IN-AID FROM THE FEDERAL	(\$277,064.00)	(\$5,119.00)	(\$282,183.00)	(\$155,055.23)	(\$239,772.30)	(\$42,410.70)	\$0.00	(\$42,410.70)	15.03%
	Function: REVENUE/BALANCE SHEET - 0000	(\$277,064.00)	(\$5,119.00)	(\$282,183.00)	(\$155,055.23)	(\$239,772.30)	(\$42,410.70)	\$0.00	(\$42,410.70)	15.03%
Fund: CARL D PERKINS SECONDARY - CURRENT - 24174		(\$277,064.00)	(\$5,119.00)	(\$282,183.00)	(\$155,055.23)	(\$239,772.30)	(\$42,410.70)	\$0.00	(\$42,410.70)	15.03%
24175.0000.44500.0000.000000.0000.00.0000	RESTRICTED GRANTS-IN-AID FROM THE FEDERAL	\$0.00	(\$1,420.00)	(\$1,420.00)	\$0.00	(\$1,078.96)	(\$341.04)	\$0.00	(\$341.04)	24.02%
	Function: REVENUE/BALANCE SHEET - 0000	\$0.00	(\$1,420.00)	(\$1,420.00)	\$0.00	(\$1,078.96)	(\$341.04)	\$0.00	(\$341.04)	24.02%
ARL D PERKINS SECONDARY - PY UNLIQ. OBLIGATIONS - 24175		\$0.00	(\$1,420.00)	(\$1,420.00)	\$0.00	(\$1,078.96)	(\$341.04)	\$0.00	(\$341.04)	24.02%
24176.0000.44500.0000.000000.0000.00.0000	RESTRICTED GRANTS-IN-AID FROM THE FEDERAL	\$0.00	(\$13,493.00)	(\$13,493.00)	\$0.00	(\$17,713.06)	\$4,220.06	\$0.00	\$4,220.06	-31.28%
	Function: REVENUE/BALANCE SHEET - 0000	\$0.00	(\$13,493.00)	(\$13,493.00)	\$0.00	(\$17,713.06)	\$4,220.06	\$0.00	\$4,220.06	-31.28%
Fund: CARL PERKINS REDISTRIBUTION - 24176		\$0.00	(\$13,493.00)	(\$13,493.00)	\$0.00	(\$17,713.06)	\$4,220.06	\$0.00	\$4,220.06	-31.28%
24189.0000.44500.0000.000000.0000.00.0000	RESTRICTED GRANTS-IN-AID FROM THE FEDERAL	(\$664,446.00)	\$0.00	(\$664,446.00)	(\$347.20)	(\$347.20)	(\$664,098.80)	\$0.00	(\$664,098.80)	99.95%
	Function: REVENUE/BALANCE SHEET - 0000	(\$664,446.00)	\$0.00	(\$664,446.00)	(\$347.20)	(\$347.20)	(\$664,098.80)	\$0.00	(\$664,098.80)	99.95%
E IV-STUDENT SUPPORT AND ACADEMIC ENRICHMENT - 24189		(\$664,446.00)	\$0.00	(\$664,446.00)	(\$347.20)	(\$347.20)	(\$664,098.80)	\$0.00	(\$664,098.80)	99.95%

Gadsden Independent Schools

Revenue Report - All Funds

From Date: 2/1/2020

To Date: 2/29/2020

Fiscal Year: 2019-2020

- Include pre encumbrance Print accounts with zero balance Filter Encumbrance Detail by Date Range
 Exclude inactive accounts with zero balance

Account Number	Description	Budget	Adjustments	GL Budget	Current	YTD	Balance	Encumbrance	Budget Bal	% Rem
25153.0000.44301.0000.000000.0000.00.0000	OTHER RESTRICTED GRANTS - FEDERAL DIRECT	(\$1,000,000.00)	\$0.00	(\$1,000,000.00)	(\$22,662.80)	(\$685,055.49)	(\$314,944.51)	\$0.00	(\$314,944.51)	31.49%
Function: REVENUE/BALANCE SHEET - 0000		(\$1,000,000.00)	\$0.00	(\$1,000,000.00)	(\$22,662.80)	(\$685,055.49)	(\$314,944.51)	\$0.00	(\$314,944.51)	31.49%
Fund: TITLE XIX MEDICAID 3/21 YEARS - 25153		(\$1,000,000.00)	\$0.00	(\$1,000,000.00)	(\$22,662.80)	(\$685,055.49)	(\$314,944.51)	\$0.00	(\$314,944.51)	31.49%
26204.0000.41921.0000.000000.0000.00.0000	INSTRUCTIONAL - CATEGORICAL	\$0.00	\$0.00	\$0.00	(\$401,253.62)	(\$401,253.62)	\$401,253.62	\$0.00	\$401,253.62	0.00%
26204.0000.41980.0000.000000.0000.00.0000	REFUND OF PRIOR YEAR'S EXPENDITURES	\$0.00	\$0.00	\$0.00	(\$425.00)	(\$425.00)	\$425.00	\$0.00	\$425.00	0.00%
Function: REVENUE/BALANCE SHEET - 0000		\$0.00	\$0.00	\$0.00	(\$401,678.62)	(\$401,678.62)	\$401,678.62	\$0.00	\$401,678.62	0.00%
Fund: SPACEPORT GRT GRANT - 26204		\$0.00	\$0.00	\$0.00	(\$401,678.62)	(\$401,678.62)	\$401,678.62	\$0.00	\$401,678.62	0.00%
27103.0000.43202.0000.000000.0000.00.0000	RESTRICTED GRANTS - STATE SOURCES	\$0.00	(\$47,130.00)	(\$47,130.00)	\$0.00	(\$7,287.00)	(\$39,843.00)	\$0.00	(\$39,843.00)	84.54%
Function: REVENUE/BALANCE SHEET - 0000		\$0.00	(\$47,130.00)	(\$47,130.00)	\$0.00	(\$7,287.00)	(\$39,843.00)	\$0.00	(\$39,843.00)	84.54%
Fund: 2009 DUAL CREDIT INSTRUCTIONAL MATERIALS - 27103		\$0.00	(\$47,130.00)	(\$47,130.00)	\$0.00	(\$7,287.00)	(\$39,843.00)	\$0.00	(\$39,843.00)	84.54%
27107.0000.43204.0000.000000.0000.00.0000	RESTRICTED GRANTS-STATE PY BALANCES	\$0.00	(\$3,515.00)	(\$3,515.00)	\$0.00	(\$94,868.93)	\$91,353.93	\$0.00	\$91,353.93	-2598.97%
Function: REVENUE/BALANCE SHEET - 0000		\$0.00	(\$3,515.00)	(\$3,515.00)	\$0.00	(\$94,868.93)	\$91,353.93	\$0.00	\$91,353.93	-2598.97%
Fund: 2012 GO BOND STUDENT LIBRARY - 27107		\$0.00	(\$3,515.00)	(\$3,515.00)	\$0.00	(\$94,868.93)	\$91,353.93	\$0.00	\$91,353.93	-2598.97%
27109.0000.43202.0000.000000.0000.00.0000	RESTRICTED GRANTS - STATE SOURCES	\$0.00	(\$1,024,582.00)	(\$1,024,582.00)	\$0.00	(\$1,024,581.62)	(\$0.38)	\$0.00	(\$0.38)	0.00%
Function: REVENUE/BALANCE SHEET - 0000		\$0.00	(\$1,024,582.00)	(\$1,024,582.00)	\$0.00	(\$1,024,581.62)	(\$0.38)	\$0.00	(\$0.38)	0.00%
Fund: INSTRUCTIONAL MATERIALS-GAA OF 2019 - 27109		\$0.00	(\$1,024,582.00)	(\$1,024,582.00)	\$0.00	(\$1,024,581.62)	(\$0.38)	\$0.00	(\$0.38)	0.00%
27114.0000.43202.0000.000000.0000.00.0000	RESTRICTED GRANTS - STATE SOURCES	\$0.00	\$0.00	\$0.00	\$0.00	(\$30,075.04)	\$30,075.04	\$0.00	\$30,075.04	0.00%
Function: REVENUE/BALANCE SHEET - 0000		\$0.00	\$0.00	\$0.00	\$0.00	(\$30,075.04)	\$30,075.04	\$0.00	\$30,075.04	0.00%
Fund: NM READS TO LEAD! K-3 INITIATIVE - 27114		\$0.00	\$0.00	\$0.00	\$0.00	(\$30,075.04)	\$30,075.04	\$0.00	\$30,075.04	0.00%
27123.0000.43202.0000.000000.0000.00.0000	RESTRICTED GRANTS - STATE SOURCES	\$0.00	(\$50,000.00)	(\$50,000.00)	\$0.00	\$0.00	(\$50,000.00)	\$0.00	(\$50,000.00)	100.00%
Function: REVENUE/BALANCE SHEET - 0000		\$0.00	(\$50,000.00)	(\$50,000.00)	\$0.00	\$0.00	(\$50,000.00)	\$0.00	(\$50,000.00)	100.00%
Fund: STEM CAREER TECH ED - 27123		\$0.00	(\$50,000.00)	(\$50,000.00)	\$0.00	\$0.00	(\$50,000.00)	\$0.00	(\$50,000.00)	100.00%
27130.0000.43202.0000.000000.0000.00.0000	RESTRICTED GRANTS - STATE SOURCES	\$0.00	(\$3,661.00)	(\$3,661.00)	(\$3,660.84)	(\$3,660.84)	(\$0.16)	\$0.00	(\$0.16)	0.00%
Function: REVENUE/BALANCE SHEET - 0000		\$0.00	(\$3,661.00)	(\$3,661.00)	(\$3,660.84)	(\$3,660.84)	(\$0.16)	\$0.00	(\$0.16)	0.00%
Fund: FEMININE HYGEINE PRODUCTS - 27130		\$0.00	(\$3,661.00)	(\$3,661.00)	(\$3,660.84)	(\$3,660.84)	(\$0.16)	\$0.00	(\$0.16)	0.00%
27131.0000.43202.0000.000000.0000.00.0000	RESTRICTED GRANTS - STATE SOURCES	\$0.00	(\$30,000.00)	(\$30,000.00)	\$0.00	\$0.00	(\$30,000.00)	\$0.00	(\$30,000.00)	100.00%
Function: REVENUE/BALANCE SHEET - 0000		\$0.00	(\$30,000.00)	(\$30,000.00)	\$0.00	\$0.00	(\$30,000.00)	\$0.00	(\$30,000.00)	100.00%
Fund: MENTAL HEALTH - 27131		\$0.00	(\$30,000.00)	(\$30,000.00)	\$0.00	\$0.00	(\$30,000.00)	\$0.00	(\$30,000.00)	100.00%

Gadsden Independent Schools

Revenue Report - All Funds

From Date: 2/1/2020

To Date: 2/29/2020

Fiscal Year: 2019-2020

Include pre encumbrance

Print accounts with zero balance

Filter Encumbrance Detail by Date Range

Exclude inactive accounts with zero balance

Account Number	Description	Budget	Adjustments	GL Budget	Current	YTD	Balance	Encumbrance	Budget Bal	% Rem
27149.0000.43202.0000.000000.0000.00.0000	RESTRICTED GRANTS - STATE SOURCES	(\$2,901,000.00)	(\$560,000.00)	(\$3,461,000.00)	(\$566,262.12)	(\$1,493,808.44)	(\$1,967,191.56)	\$0.00	(\$1,967,191.56)	56.84%
	Function: REVENUE/BALANCE SHEET - 0000	(\$2,901,000.00)	(\$560,000.00)	(\$3,461,000.00)	(\$566,262.12)	(\$1,493,808.44)	(\$1,967,191.56)	\$0.00	(\$1,967,191.56)	56.84%
	Fund: PREK INITIATIVE - 27149	(\$2,901,000.00)	(\$560,000.00)	(\$3,461,000.00)	(\$566,262.12)	(\$1,493,808.44)	(\$1,967,191.56)	\$0.00	(\$1,967,191.56)	56.84%
27152.0000.43202.0000.000000.0000.00.0000	RESTRICTED GRANTS - STATE SOURCES	\$0.00	(\$57,974.00)	(\$57,974.00)	\$0.00	\$0.00	(\$57,974.00)	\$0.00	(\$57,974.00)	100.00%
	Function: REVENUE/BALANCE SHEET - 0000	\$0.00	(\$57,974.00)	(\$57,974.00)	\$0.00	\$0.00	(\$57,974.00)	\$0.00	(\$57,974.00)	100.00%
	Fund: K-5 PLUS TRANSPORTATION - 27152	\$0.00	(\$57,974.00)	(\$57,974.00)	\$0.00	\$0.00	(\$57,974.00)	\$0.00	(\$57,974.00)	100.00%
27155.0000.43202.0000.000000.0000.00.0000	RESTRICTED GRANTS - STATE SOURCES	\$0.00	(\$52,281.00)	(\$52,281.00)	(\$24,404.86)	(\$26,166.22)	(\$26,114.78)	\$0.00	(\$26,114.78)	49.95%
	Function: REVENUE/BALANCE SHEET - 0000	\$0.00	(\$52,281.00)	(\$52,281.00)	(\$24,404.86)	(\$26,166.22)	(\$26,114.78)	\$0.00	(\$26,114.78)	49.95%
	Fund: BREAKFAST FOR ELEMENTARY STUDENTS - 27155	\$0.00	(\$52,281.00)	(\$52,281.00)	(\$24,404.86)	(\$26,166.22)	(\$26,114.78)	\$0.00	(\$26,114.78)	49.95%
27166.0000.43202.0000.000000.0000.00.0000	RESTRICTED GRANTS - STATE SOURCES	\$0.00	\$0.00	\$0.00	\$0.00	(\$439,195.24)	\$439,195.24	\$0.00	\$439,195.24	0.00%
	Function: REVENUE/BALANCE SHEET - 0000	\$0.00	\$0.00	\$0.00	\$0.00	(\$439,195.24)	\$439,195.24	\$0.00	\$439,195.24	0.00%
	Fund: KINDERGARTEN-THREE PLUS - 27166	\$0.00	\$0.00	\$0.00	\$0.00	(\$439,195.24)	\$439,195.24	\$0.00	\$439,195.24	0.00%
27183.0000.43202.0000.000000.0000.00.0000	RESTRICTED GRANTS - STATE SOURCES	\$0.00	(\$22,500.00)	(\$22,500.00)	(\$4,005.10)	(\$17,964.90)	(\$4,535.10)	\$0.00	(\$4,535.10)	20.16%
	Function: REVENUE/BALANCE SHEET - 0000	\$0.00	(\$22,500.00)	(\$22,500.00)	(\$4,005.10)	(\$17,964.90)	(\$4,535.10)	\$0.00	(\$4,535.10)	20.16%
	Fund: NM GROWN FRESH FRUIT AND VEGETABLE - 27183	\$0.00	(\$22,500.00)	(\$22,500.00)	(\$4,005.10)	(\$17,964.90)	(\$4,535.10)	\$0.00	(\$4,535.10)	20.16%
27198.0000.43202.0000.000000.0000.00.0000	RESTRICTED GRANTS - STATE SOURCES	\$0.00	\$0.00	\$0.00	\$0.00	(\$179,075.65)	\$179,075.65	\$0.00	\$179,075.65	0.00%
	Function: REVENUE/BALANCE SHEET - 0000	\$0.00	\$0.00	\$0.00	\$0.00	(\$179,075.65)	\$179,075.65	\$0.00	\$179,075.65	0.00%
	Fund: K 3 PLUS 4 & 5 PILOT - 27198	\$0.00	\$0.00	\$0.00	\$0.00	(\$179,075.65)	\$179,075.65	\$0.00	\$179,075.65	0.00%
27502.0000.43202.0000.000000.0000.00.0000	RESTRICTED GRANTS - STATE SOURCES	\$0.00	(\$42,300.00)	(\$42,300.00)	\$0.00	\$0.00	(\$42,300.00)	\$0.00	(\$42,300.00)	100.00%
	Function: REVENUE/BALANCE SHEET - 0000	\$0.00	(\$42,300.00)	(\$42,300.00)	\$0.00	\$0.00	(\$42,300.00)	\$0.00	(\$42,300.00)	100.00%
	Fund: NEXT GEN CTE - 27502	\$0.00	(\$42,300.00)	(\$42,300.00)	\$0.00	\$0.00	(\$42,300.00)	\$0.00	(\$42,300.00)	100.00%
27513.0000.43202.0000.000000.0000.00.0000	RESTRICTED GRANTS - STATE SOURCES	\$0.00	(\$20,000.00)	(\$20,000.00)	\$0.00	\$0.00	(\$20,000.00)	\$0.00	(\$20,000.00)	100.00%
	Function: REVENUE/BALANCE SHEET - 0000	\$0.00	(\$20,000.00)	(\$20,000.00)	\$0.00	\$0.00	(\$20,000.00)	\$0.00	(\$20,000.00)	100.00%
	Fund: MAKER SPACE PROJECT - 27513	\$0.00	(\$20,000.00)	(\$20,000.00)	\$0.00	\$0.00	(\$20,000.00)	\$0.00	(\$20,000.00)	100.00%
27514.0000.43202.0000.000000.0000.00.0000	RESTRICTED GRANTS - STATE SOURCES	\$0.00	(\$30,000.00)	(\$30,000.00)	\$0.00	\$0.00	(\$30,000.00)	\$0.00	(\$30,000.00)	100.00%
	Function: REVENUE/BALANCE SHEET - 0000	\$0.00	(\$30,000.00)	(\$30,000.00)	\$0.00	\$0.00	(\$30,000.00)	\$0.00	(\$30,000.00)	100.00%
	Fund: ESPORTS - 27514	\$0.00	(\$30,000.00)	(\$30,000.00)	\$0.00	\$0.00	(\$30,000.00)	\$0.00	(\$30,000.00)	100.00%
27516.0000.43202.0000.000000.0000.00.0000	RESTRICTED GRANTS - STATE SOURCES	\$0.00	(\$10,000.00)	(\$10,000.00)	\$0.00	\$0.00	(\$10,000.00)	\$0.00	(\$10,000.00)	100.00%
	Function: REVENUE/BALANCE SHEET - 0000	\$0.00	(\$10,000.00)	(\$10,000.00)	\$0.00	\$0.00	(\$10,000.00)	\$0.00	(\$10,000.00)	100.00%

Gadsden Independent Schools

Revenue Report - All Funds

From Date: 2/1/2020

To Date: 2/29/2020

Fiscal Year: 2019-2020

Include pre encumbrance

Print accounts with zero balance

Filter Encumbrance Detail by Date Range

Exclude inactive accounts with zero balance

Account Number	Description	Budget	Adjustments	GL Budget	Current	YTD	Balance	Encumbrance	Budget Bal	% Rem
Fund: ALLAN SERVICE LEARNING CENTER - 27516		\$0.00	(\$10,000.00)	(\$10,000.00)	\$0.00	\$0.00	(\$10,000.00)	\$0.00	(\$10,000.00)	100.00%
27524.0000.43202.0000.000000.0000.00.0000	RESTRICTED GRANTS - STATE SOURCES	\$0.00	(\$20,000.00)	(\$20,000.00)	\$0.00	\$0.00	(\$20,000.00)	\$0.00	(\$20,000.00)	100.00%
	Function: REVENUE/BALANCE SHEET - 0000	\$0.00	(\$20,000.00)	(\$20,000.00)	\$0.00	\$0.00	(\$20,000.00)	\$0.00	(\$20,000.00)	100.00%
Fund: MENT & SUPPLIES RESERVE OFFICER TRAINING CORP - 27524		\$0.00	(\$20,000.00)	(\$20,000.00)	\$0.00	\$0.00	(\$20,000.00)	\$0.00	(\$20,000.00)	100.00%
27539.0000.43202.0000.000000.0000.00.0000	RESTRICTED GRANTS - STATE SOURCES	\$0.00	(\$15,000.00)	(\$15,000.00)	\$0.00	\$0.00	(\$15,000.00)	\$0.00	(\$15,000.00)	100.00%
	Function: REVENUE/BALANCE SHEET - 0000	\$0.00	(\$15,000.00)	(\$15,000.00)	\$0.00	\$0.00	(\$15,000.00)	\$0.00	(\$15,000.00)	100.00%
Fund: ELEMENTARY SCHOOL SUPPORT - 27539		\$0.00	(\$15,000.00)	(\$15,000.00)	\$0.00	\$0.00	(\$15,000.00)	\$0.00	(\$15,000.00)	100.00%
27541.0000.43202.0000.000000.0000.00.0000	RESTRICTED GRANTS - STATE SOURCES	\$0.00	(\$25,000.00)	(\$25,000.00)	\$0.00	\$0.00	(\$25,000.00)	\$0.00	(\$25,000.00)	100.00%
	Function: REVENUE/BALANCE SHEET - 0000	\$0.00	(\$25,000.00)	(\$25,000.00)	\$0.00	\$0.00	(\$25,000.00)	\$0.00	(\$25,000.00)	100.00%
Fund: AGRICULTURAL/HORTICULTURAL PROGRAMS - 27541		\$0.00	(\$25,000.00)	(\$25,000.00)	\$0.00	\$0.00	(\$25,000.00)	\$0.00	(\$25,000.00)	100.00%
27545.0000.43202.0000.000000.0000.00.0000	RESTRICTED GRANTS - STATE SOURCES	\$0.00	(\$20,000.00)	(\$20,000.00)	\$0.00	\$0.00	(\$20,000.00)	\$0.00	(\$20,000.00)	100.00%
	Function: REVENUE/BALANCE SHEET - 0000	\$0.00	(\$20,000.00)	(\$20,000.00)	\$0.00	\$0.00	(\$20,000.00)	\$0.00	(\$20,000.00)	100.00%
Fund: EXTRACURRICULAR ACTIVITY/FIELD TRIP COSTS - 27545		\$0.00	(\$20,000.00)	(\$20,000.00)	\$0.00	\$0.00	(\$20,000.00)	\$0.00	(\$20,000.00)	100.00%
28120.0000.43214.0000.000000.0000.00.0000	INTER-GOVT CONTRACT REVENUE/REC	\$0.00	\$0.00	\$0.00	\$0.00	(\$27,758.00)	\$27,758.00	\$0.00	\$27,758.00	0.00%
	Function: REVENUE/BALANCE SHEET - 0000	\$0.00	\$0.00	\$0.00	\$0.00	(\$27,758.00)	\$27,758.00	\$0.00	\$27,758.00	0.00%
Fund: NM STATE HIGHWAY DEPT - 28120		\$0.00	\$0.00	\$0.00	\$0.00	(\$27,758.00)	\$27,758.00	\$0.00	\$27,758.00	0.00%
29135.0000.41280.0000.000000.0000.00.0000	REVENUE IN LIEU OF TAXES - OTHER LOCAL GOVERNMENTA	(\$70,000.00)	\$0.00	(\$70,000.00)	\$0.00	(\$80,434.89)	\$10,434.89	\$0.00	\$10,434.89	-14.91%
	Function: REVENUE/BALANCE SHEET - 0000	(\$70,000.00)	\$0.00	(\$70,000.00)	\$0.00	(\$80,434.89)	\$10,434.89	\$0.00	\$10,434.89	-14.91%
Fund: IND REV BONDS PILOT - 29135		(\$70,000.00)	\$0.00	(\$70,000.00)	\$0.00	(\$80,434.89)	\$10,434.89	\$0.00	\$10,434.89	-14.91%
31100.0000.41500.0000.000000.0000.00.0000	INVESTMENT INCOME	(\$10,000.00)	\$0.00	(\$10,000.00)	(\$1,663.51)	(\$159,940.60)	\$149,940.60	\$0.00	\$149,940.60	-1499.41%
31100.0000.45110.0000.000000.0000.00.0000	BOND PRINCIPAL	(\$9,500,000.00)	\$0.00	(\$9,500,000.00)	\$0.00	(\$9,500,000.00)	\$0.00	\$0.00	\$0.00	0.00%
	Function: REVENUE/BALANCE SHEET - 0000	(\$9,510,000.00)	\$0.00	(\$9,510,000.00)	(\$1,663.51)	(\$9,659,940.60)	\$149,940.60	\$0.00	\$149,940.60	-1.58%
Fund: BOND BUILDING - 31100		(\$9,510,000.00)	\$0.00	(\$9,510,000.00)	(\$1,663.51)	(\$9,659,940.60)	\$149,940.60	\$0.00	\$149,940.60	-1.58%
31700.0000.43204.0000.000000.0000.00.0000	RESTRICTED GRANTS-STATE PY BALANCES	(\$3,745,766.00)	\$0.00	(\$3,745,766.00)	\$0.00	(\$1,412,570.21)	(\$2,333,195.79)	\$0.00	(\$2,333,195.79)	62.29%
	Function: REVENUE/BALANCE SHEET - 0000	(\$3,745,766.00)	\$0.00	(\$3,745,766.00)	\$0.00	(\$1,412,570.21)	(\$2,333,195.79)	\$0.00	(\$2,333,195.79)	62.29%
Fund: CAPITAL IMPROVEMENTS SB-9 (STATE MATCH) - 31700		(\$3,745,766.00)	\$0.00	(\$3,745,766.00)	\$0.00	(\$1,412,570.21)	(\$2,333,195.79)	\$0.00	(\$2,333,195.79)	62.29%
31701.0000.41110.0000.000000.0000.00.0000	AD VALOREM TAXES - SCHOOL DISTRICT	(\$1,965,048.00)	\$0.00	(\$1,965,048.00)	(\$81,912.35)	(\$1,301,097.67)	(\$663,950.33)	\$0.00	(\$663,950.33)	33.79%
31701.0000.41500.0000.000000.0000.00.0000	INVESTMENT INCOME	\$0.00	\$0.00	\$0.00	(\$7.23)	(\$376.82)	\$376.82	\$0.00	\$376.82	0.00%
	Function: REVENUE/BALANCE SHEET - 0000	(\$1,965,048.00)	\$0.00	(\$1,965,048.00)	(\$81,919.58)	(\$1,301,474.49)	(\$663,573.51)	\$0.00	(\$663,573.51)	33.77%

Gadsden Independent Schools

Revenue Report - All Funds

From Date: 2/1/2020

To Date: 2/29/2020

Fiscal Year: 2019-2020

Include pre encumbrance

Print accounts with zero balance

Filter Encumbrance Detail by Date Range

Exclude inactive accounts with zero balance

Account Number	Description	Budget	Adjustments	GL Budget	Current	YTD	Balance	Encumbrance	Budget Bal	% Rem
Fund: CAPITAL IMPROVEMENTS SB-9 (LOCAL) - 31701		(\$1,965,048.00)	\$0.00	(\$1,965,048.00)	(\$81,919.58)	(\$1,301,474.49)	(\$663,573.51)	\$0.00	(\$663,573.51)	33.77%
31900.0000.41500.0000.000000.0000.00.0000	INVESTMENT INCOME	\$0.00	\$0.00	\$0.00	(\$2,043.06)	(\$8,073.34)	\$8,073.34	\$0.00	\$8,073.34	0.00%
31900.0000.45110.0000.000000.0000.00.0000	BOND PRINCIPAL	(\$2,000,000.00)	\$0.00	(\$2,000,000.00)	\$0.00	(\$2,000,000.00)	\$0.00	\$0.00	\$0.00	0.00%
Function: REVENUE/BALANCE SHEET - 0000		(\$2,000,000.00)	\$0.00	(\$2,000,000.00)	(\$2,043.06)	(\$2,008,073.34)	\$8,073.34	\$0.00	\$8,073.34	-0.40%
Fund: ED. TECHNOLOGY EQUIPMENT ACT - 31900		(\$2,000,000.00)	\$0.00	(\$2,000,000.00)	(\$2,043.06)	(\$2,008,073.34)	\$8,073.34	\$0.00	\$8,073.34	-0.40%
41000.0000.41110.0000.000000.0000.00.0000	AD VALOREM TAXES - SCHOOL DISTRICT	(\$11,835,486.00)	\$0.00	(\$11,835,486.00)	(\$202,811.59)	(\$7,536,257.61)	(\$4,299,228.39)	\$0.00	(\$4,299,228.39)	36.32%
Function: REVENUE/BALANCE SHEET - 0000		(\$11,835,486.00)	\$0.00	(\$11,835,486.00)	(\$202,811.59)	(\$7,536,257.61)	(\$4,299,228.39)	\$0.00	(\$4,299,228.39)	36.32%
Fund: DEBT SERVICES - 41000		(\$11,835,486.00)	\$0.00	(\$11,835,486.00)	(\$202,811.59)	(\$7,536,257.61)	(\$4,299,228.39)	\$0.00	(\$4,299,228.39)	36.32%
43000.0000.41110.0000.000000.0000.00.0000	AD VALOREM TAXES - SCHOOL DISTRICT	(\$2,226,399.00)	\$0.00	(\$2,226,399.00)	(\$381,822.44)	(\$1,745,104.67)	(\$481,294.33)	\$0.00	(\$481,294.33)	21.62%
Function: REVENUE/BALANCE SHEET - 0000		(\$2,226,399.00)	\$0.00	(\$2,226,399.00)	(\$381,822.44)	(\$1,745,104.67)	(\$481,294.33)	\$0.00	(\$481,294.33)	21.62%
Fund: TOTAL ED. TECH. DEBT SERVICE SUBFUND - 43000		(\$2,226,399.00)	\$0.00	(\$2,226,399.00)	(\$381,822.44)	(\$1,745,104.67)	(\$481,294.33)	\$0.00	(\$481,294.33)	21.62%
Grand Total:		(\$195,073,228.00)	(\$3,573,723.00)	(\$198,646,951.00)	(\$15,749,240.51)	(\$135,121,209.37)	(\$63,525,741.63)	\$0.00	(\$63,525,741.63)	31.98%

End of Report

Gadsden Independent Schools

BUDGET AND EXP REPORT-FUND TOTALS

From Date: 2/1/2020

To Date: 2/29/2020

Fiscal Year: 2019-2020

Include pre encumbrance

Print accounts with zero balance

Filter Encumbrance Detail by Date Range

Exclude inactive accounts with zero balance

Account Number	Description	Budget	Adjustments	GL Budget	Current	YTD	Balance	Encumbrance	Budget Bal	% Rem
11000.0000.00000.0000.000000.0000.00.0000	SUMMARY	\$148,476,080.00	\$10,640,224.00	\$159,116,304.00	\$9,762,679.79	\$70,071,113.71	\$89,045,190.29	\$43,509,811.22	\$45,535,379.07	28.62%
	Fund: OPERATIONAL - 11000	\$148,476,080.00	\$10,640,224.00	\$159,116,304.00	\$9,762,679.79	\$70,071,113.71	\$89,045,190.29	\$43,509,811.22	\$45,535,379.07	28.62%
13000.0000.00000.0000.000000.0000.00.0000	SUMMARY	\$5,614,301.00	\$198,517.00	\$5,812,818.00	\$5,084.28	\$4,116,624.17	\$1,696,193.83	\$1,860,359.99	(\$164,166.16)	-2.82%
	Fund: PUPIL TRANSPORTATION - 13000	\$5,614,301.00	\$198,517.00	\$5,812,818.00	\$5,084.28	\$4,116,624.17	\$1,696,193.83	\$1,860,359.99	(\$164,166.16)	-2.82%
14000.0000.00000.0000.000000.0000.00.0000	SUMMARY	\$1,143,141.00	\$6,807.00	\$1,149,948.00	(\$588,284.32)	\$112,855.16	\$1,037,092.84	\$28,075.83	\$1,009,017.01	87.74%
	Fund: INSTRUCTIONAL MATERIALS - 14000	\$1,143,141.00	\$6,807.00	\$1,149,948.00	(\$588,284.32)	\$112,855.16	\$1,037,092.84	\$28,075.83	\$1,009,017.01	87.74%
21000.0000.00000.0000.000000.0000.00.0000	SUMMARY	\$17,254,533.00	\$3,435,391.00	\$20,689,924.00	\$741,858.06	\$5,663,545.99	\$15,026,378.01	\$7,568,686.83	\$7,457,691.18	36.05%
	Fund: FOOD SERVICES - 21000	\$17,254,533.00	\$3,435,391.00	\$20,689,924.00	\$741,858.06	\$5,663,545.99	\$15,026,378.01	\$7,568,686.83	\$7,457,691.18	36.05%
22000.0000.00000.0000.000000.0000.00.0000	SUMMARY	\$1,044,500.00	\$15,893.00	\$1,060,393.00	\$100.00	\$5,299.95	\$1,055,093.05	\$1,664.45	\$1,053,428.60	99.34%
	Fund: ATHLETICS - 22000	\$1,044,500.00	\$15,893.00	\$1,060,393.00	\$100.00	\$5,299.95	\$1,055,093.05	\$1,664.45	\$1,053,428.60	99.34%
23000.0000.00000.0000.000000.0000.00.0000	SUMMARY	\$972,480.00	\$95,107.00	\$1,067,587.00	\$57,449.16	\$374,973.51	\$692,613.49	\$82,997.89	\$609,615.60	57.10%
	Fund: NON-INSTRUCTIONAL SUPPORT - 23000	\$972,480.00	\$95,107.00	\$1,067,587.00	\$57,449.16	\$374,973.51	\$692,613.49	\$82,997.89	\$609,615.60	57.10%
24101.0000.00000.0000.000000.0000.00.0000	SUMMARY	\$9,970,855.00	\$0.00	\$9,970,855.00	\$705,208.39	\$5,357,618.88	\$4,613,236.12	\$3,221,091.39	\$1,392,144.73	13.96%
	Fund: TITLE I - IASA - 24101	\$9,970,855.00	\$0.00	\$9,970,855.00	\$705,208.39	\$5,357,618.88	\$4,613,236.12	\$3,221,091.39	\$1,392,144.73	13.96%
24103.0000.00000.0000.000000.0000.00.0000	SUMMARY	\$54,034.00	\$0.00	\$54,034.00	\$3,068.04	\$24,877.40	\$29,156.60	\$15,601.05	\$13,555.55	25.09%
	Fund: MIGRANT CHILDREN EDUCATION - 24103	\$54,034.00	\$0.00	\$54,034.00	\$3,068.04	\$24,877.40	\$29,156.60	\$15,601.05	\$13,555.55	25.09%
24106.0000.00000.0000.000000.0000.00.0000	SUMMARY	\$3,755,808.00	\$0.00	\$3,755,808.00	\$264,559.74	\$2,327,964.47	\$1,427,843.53	\$1,268,493.80	\$159,349.73	4.24%
	Fund: ENTITLEMENT IDEA-B - 24106	\$3,755,808.00	\$0.00	\$3,755,808.00	\$264,559.74	\$2,327,964.47	\$1,427,843.53	\$1,268,493.80	\$159,349.73	4.24%
24109.0000.00000.0000.000000.0000.00.0000	SUMMARY	\$67,331.00	\$0.00	\$67,331.00	\$4,572.01	\$35,960.96	\$31,370.04	\$17,921.18	\$13,448.86	19.97%
	Fund: PRESCHOOL IDEA-B - 24109	\$67,331.00	\$0.00	\$67,331.00	\$4,572.01	\$35,960.96	\$31,370.04	\$17,921.18	\$13,448.86	19.97%
24120.0000.00000.0000.000000.0000.00.0000	SUMMARY	\$0.00	\$35,501.00	\$35,501.00	\$0.00	\$1,857.17	\$33,643.83	\$0.00	\$33,643.83	94.77%
	Fund: IDEA-B RISK POOL - 24120	\$0.00	\$35,501.00	\$35,501.00	\$0.00	\$1,857.17	\$33,643.83	\$0.00	\$33,643.83	94.77%
24145.0000.00000.0000.000000.0000.00.0000	SUMMARY	\$690,000.00	\$221,919.00	\$911,919.00	\$33,138.67	\$334,148.66	\$577,770.34	\$189,792.30	\$387,978.04	42.55%
	IVING READERS COMPREHENSIVE READING INITIATIVE - 24145	\$690,000.00	\$221,919.00	\$911,919.00	\$33,138.67	\$334,148.66	\$577,770.34	\$189,792.30	\$387,978.04	42.55%
24153.0000.00000.0000.000000.0000.00.0000	SUMMARY	\$392,424.00	\$0.00	\$392,424.00	\$12,925.42	\$100,493.00	\$291,931.00	\$242,032.06	\$49,898.94	12.72%
	Fund: ENGLISH LANGUAGE ACQUISITION - 24153	\$392,424.00	\$0.00	\$392,424.00	\$12,925.42	\$100,493.00	\$291,931.00	\$242,032.06	\$49,898.94	12.72%
24154.0000.00000.0000.000000.0000.00.0000	SUMMARY	\$1,698,666.00	\$0.00	\$1,698,666.00	\$48,509.48	\$458,963.20	\$1,239,702.80	\$297,651.47	\$942,051.33	55.46%
	Fund: TEACHER/PRINCIPAL TRAINING & RECRUITING - 24154	\$1,698,666.00	\$0.00	\$1,698,666.00	\$48,509.48	\$458,963.20	\$1,239,702.80	\$297,651.47	\$942,051.33	55.46%
24171.0000.00000.0000.000000.0000.00.0000	SUMMARY	\$0.00	\$11,644.00	\$11,644.00	\$554.43	\$1,220.98	\$10,423.02	\$1,808.55	\$8,614.47	73.98%
	Fund: CARL D. PERKINS SPECIAL PROJECTS - 24171	\$0.00	\$11,644.00	\$11,644.00	\$554.43	\$1,220.98	\$10,423.02	\$1,808.55	\$8,614.47	73.98%

Gadsden Independent Schools

BUDGET AND EXP REPORT-FUND TOTALS

From Date: 2/1/2020

To Date: 2/29/2020

Fiscal Year: 2019-2020

Include pre encumbrance

Print accounts with zero balance

Filter Encumbrance Detail by Date Range

Exclude inactive accounts with zero balance

Account Number	Description	Budget	Adjustments	GL Budget	Current	YTD	Balance	Encumbrance	Budget Bal	% Rem
24174.0000.00000.0000.000000.0000.00.0000	SUMMARY	\$277,064.00	\$5,119.00	\$282,183.00	\$17,779.63	\$199,191.61	\$82,991.39	\$57,184.87	\$25,806.52	9.15%
Fund: CARL D PERKINS SECONDARY - CURRENT - 24174		\$277,064.00	\$5,119.00	\$282,183.00	\$17,779.63	\$199,191.61	\$82,991.39	\$57,184.87	\$25,806.52	9.15%
24175.0000.00000.0000.000000.0000.00.0000	SUMMARY	\$0.00	\$1,420.00	\$1,420.00	\$0.00	\$1,078.96	\$341.04	\$0.00	\$341.04	24.02%
ARL D PERKINS SECONDARY - PY UNLIQ. OBLIGATIONS - 24175		\$0.00	\$1,420.00	\$1,420.00	\$0.00	\$1,078.96	\$341.04	\$0.00	\$341.04	24.02%
24176.0000.00000.0000.000000.0000.00.0000	SUMMARY	\$0.00	\$13,493.00	\$13,493.00	\$0.00	\$6,953.25	\$6,539.75	\$0.00	\$6,539.75	48.47%
Fund: CARL PERKINS REDISTRIBUTION - 24176		\$0.00	\$13,493.00	\$13,493.00	\$0.00	\$6,953.25	\$6,539.75	\$0.00	\$6,539.75	48.47%
24189.0000.00000.0000.000000.0000.00.0000	SUMMARY	\$664,446.00	\$0.00	\$664,446.00	\$0.00	\$173,255.75	\$491,190.25	\$0.00	\$491,190.25	73.92%
E IV-STUDENT SUPPORT AND ACADEMIC ENRICHMENT - 24189		\$664,446.00	\$0.00	\$664,446.00	\$0.00	\$173,255.75	\$491,190.25	\$0.00	\$491,190.25	73.92%
25153.0000.00000.0000.000000.0000.00.0000	SUMMARY	\$5,221,226.00	\$233,398.00	\$5,454,624.00	\$118,245.77	\$896,568.48	\$4,558,055.52	\$536,295.71	\$4,021,759.81	73.73%
Fund: TITLE XIX MEDICAID 3/21 YEARS - 25153		\$5,221,226.00	\$233,398.00	\$5,454,624.00	\$118,245.77	\$896,568.48	\$4,558,055.52	\$536,295.71	\$4,021,759.81	73.73%
26204.0000.00000.0000.000000.0000.00.0000	SUMMARY	\$2,397,614.00	\$189,334.00	\$2,586,948.00	\$21,063.45	\$265,284.07	\$2,321,663.93	\$244,058.60	\$2,077,605.33	80.31%
Fund: SPACEPORT GRT GRANT - 26204		\$2,397,614.00	\$189,334.00	\$2,586,948.00	\$21,063.45	\$265,284.07	\$2,321,663.93	\$244,058.60	\$2,077,605.33	80.31%
26215.0000.00000.0000.000000.0000.00.0000	SUMMARY	\$0.00	\$2,499.00	\$2,499.00	\$0.00	\$2,498.81	\$0.19	\$0.00	\$0.19	0.01%
Fund: THE BRIDGE OF SOUTHERN NEW MEXICO - 26215		\$0.00	\$2,499.00	\$2,499.00	\$0.00	\$2,498.81	\$0.19	\$0.00	\$0.19	0.01%
27103.0000.00000.0000.000000.0000.00.0000	SUMMARY	\$0.00	\$47,130.00	\$47,130.00	\$0.00	\$34,177.95	\$12,952.05	\$0.00	\$12,952.05	27.48%
Fund: 2009 DUAL CREDIT INSTRUCTIONAL MATERIALS - 27103		\$0.00	\$47,130.00	\$47,130.00	\$0.00	\$34,177.95	\$12,952.05	\$0.00	\$12,952.05	27.48%
27107.0000.00000.0000.000000.0000.00.0000	SUMMARY	\$0.00	\$3,515.00	\$3,515.00	\$0.00	\$3,514.07	\$0.93	\$0.00	\$0.93	0.03%
Fund: 2012 GO BOND STUDENT LIBRARY - 27107		\$0.00	\$3,515.00	\$3,515.00	\$0.00	\$3,514.07	\$0.93	\$0.00	\$0.93	0.03%
27109.0000.00000.0000.000000.0000.00.0000	SUMMARY	\$0.00	\$1,024,582.00	\$1,024,582.00	\$0.00	\$993,172.37	\$31,409.63	\$592.35	\$30,817.28	3.01%
Fund: INSTRUCTIONAL MATERIALS-GAA OF 2019 - 27109		\$0.00	\$1,024,582.00	\$1,024,582.00	\$0.00	\$993,172.37	\$31,409.63	\$592.35	\$30,817.28	3.01%
27123.0000.00000.0000.000000.0000.00.0000	SUMMARY	\$0.00	\$50,000.00	\$50,000.00	\$0.00	\$0.00	\$50,000.00	\$21,674.96	\$28,325.04	56.65%
Fund: STEM CAREER TECH ED - 27123		\$0.00	\$50,000.00	\$50,000.00	\$0.00	\$0.00	\$50,000.00	\$21,674.96	\$28,325.04	56.65%
27130.0000.00000.0000.000000.0000.00.0000	SUMMARY	\$0.00	\$3,661.00	\$3,661.00	\$0.00	\$3,660.84	\$0.16	\$0.00	\$0.16	0.00%
Fund: FEMININE HYGEINE PRODUCTS - 27130		\$0.00	\$3,661.00	\$3,661.00	\$0.00	\$3,660.84	\$0.16	\$0.00	\$0.16	0.00%
27131.0000.00000.0000.000000.0000.00.0000	SUMMARY	\$0.00	\$30,000.00	\$30,000.00	\$2,970.00	\$8,405.24	\$21,594.76	\$6,371.50	\$15,223.26	50.74%
Fund: MENTAL HEALTH - 27131		\$0.00	\$30,000.00	\$30,000.00	\$2,970.00	\$8,405.24	\$21,594.76	\$6,371.50	\$15,223.26	50.74%
27149.0000.00000.0000.000000.0000.00.0000	SUMMARY	\$2,901,000.00	\$560,000.00	\$3,461,000.00	\$237,823.94	\$1,517,764.71	\$1,943,235.29	\$935,031.38	\$1,008,203.91	29.13%
Fund: PREK INITIATIVE - 27149		\$2,901,000.00	\$560,000.00	\$3,461,000.00	\$237,823.94	\$1,517,764.71	\$1,943,235.29	\$935,031.38	\$1,008,203.91	29.13%
27152.0000.00000.0000.000000.0000.00.0000	SUMMARY	\$0.00	\$57,974.00	\$57,974.00	\$81,288.32	\$81,288.32	(\$23,314.32)	\$0.00	(\$23,314.32)	-40.22%
Fund: K-5 PLUS TRANSPORTATION - 27152		\$0.00	\$57,974.00	\$57,974.00	\$81,288.32	\$81,288.32	(\$23,314.32)	\$0.00	(\$23,314.32)	-40.22%

Gadsden Independent Schools

BUDGET AND EXP REPORT-FUND TOTALS

From Date: 2/1/2020

To Date: 2/29/2020

Fiscal Year: 2019-2020

Include pre encumbrance

Print accounts with zero balance

Filter Encumbrance Detail by Date Range

Exclude inactive accounts with zero balance

Account Number	Description	Budget	Adjustments	GL Budget	Current	YTD	Balance	Encumbrance	Budget Bal	% Rem
27155.0000.00000.0000.000000.0000.00.0000	SUMMARY	\$0.00	\$52,281.00	\$52,281.00	\$5,760.22	\$41,153.89	\$11,127.11	\$0.00	\$11,127.11	21.28%
	Fund: BREAKFAST FOR ELEMENTARY STUDENTS - 27155	\$0.00	\$52,281.00	\$52,281.00	\$5,760.22	\$41,153.89	\$11,127.11	\$0.00	\$11,127.11	21.28%
27183.0000.00000.0000.000000.0000.00.0000	SUMMARY	\$0.00	\$22,500.00	\$22,500.00	\$609.79	\$16,418.31	\$6,081.69	\$5,981.69	\$100.00	0.44%
	Fund: NM GROWN FRESH FRUIT AND VEGETABLE - 27183	\$0.00	\$22,500.00	\$22,500.00	\$609.79	\$16,418.31	\$6,081.69	\$5,981.69	\$100.00	0.44%
27502.0000.00000.0000.000000.0000.00.0000	SUMMARY	\$0.00	\$42,300.00	\$42,300.00	\$0.00	\$0.00	\$42,300.00	\$0.00	\$42,300.00	100.00%
	Fund: NEXT GEN CTE - 27502	\$0.00	\$42,300.00	\$42,300.00	\$0.00	\$0.00	\$42,300.00	\$0.00	\$42,300.00	100.00%
27513.0000.00000.0000.000000.0000.00.0000	SUMMARY	\$0.00	\$20,000.00	\$20,000.00	\$10,648.54	\$10,648.54	\$9,351.46	\$5,795.86	\$3,555.60	17.78%
	Fund: MAKER SPACE PROJECT - 27513	\$0.00	\$20,000.00	\$20,000.00	\$10,648.54	\$10,648.54	\$9,351.46	\$5,795.86	\$3,555.60	17.78%
27514.0000.00000.0000.000000.0000.00.0000	SUMMARY	\$0.00	\$30,000.00	\$30,000.00	\$0.00	\$0.00	\$30,000.00	\$29,980.00	\$20.00	0.07%
	Fund: ESPORTS - 27514	\$0.00	\$30,000.00	\$30,000.00	\$0.00	\$0.00	\$30,000.00	\$29,980.00	\$20.00	0.07%
27516.0000.00000.0000.000000.0000.00.0000	SUMMARY	\$0.00	\$10,000.00	\$10,000.00	\$0.00	\$0.00	\$10,000.00	\$4,196.31	\$5,803.69	58.04%
	Fund: ALLAN SERVICE LEARNING CENTER - 27516	\$0.00	\$10,000.00	\$10,000.00	\$0.00	\$0.00	\$10,000.00	\$4,196.31	\$5,803.69	58.04%
27524.0000.00000.0000.000000.0000.00.0000	SUMMARY	\$0.00	\$20,000.00	\$20,000.00	\$0.00	\$0.00	\$20,000.00	\$0.00	\$20,000.00	100.00%
	Fund: MENT & SUPPLIES RESERVE OFFICER TRAINING CORP - 27524	\$0.00	\$20,000.00	\$20,000.00	\$0.00	\$0.00	\$20,000.00	\$0.00	\$20,000.00	100.00%
27539.0000.00000.0000.000000.0000.00.0000	SUMMARY	\$0.00	\$15,000.00	\$15,000.00	\$0.00	\$0.00	\$15,000.00	\$11,772.78	\$3,227.22	21.51%
	Fund: ELEMENTARY SCHOOL SUPPORT - 27539	\$0.00	\$15,000.00	\$15,000.00	\$0.00	\$0.00	\$15,000.00	\$11,772.78	\$3,227.22	21.51%
27541.0000.00000.0000.000000.0000.00.0000	SUMMARY	\$0.00	\$25,000.00	\$25,000.00	\$0.00	\$0.00	\$25,000.00	\$992.51	\$24,007.49	96.03%
	Fund: AGRICULTURAL/HORTICULTURAL PROGRAMS - 27541	\$0.00	\$25,000.00	\$25,000.00	\$0.00	\$0.00	\$25,000.00	\$992.51	\$24,007.49	96.03%
27545.0000.00000.0000.000000.0000.00.0000	SUMMARY	\$0.00	\$20,000.00	\$20,000.00	\$0.00	\$0.00	\$20,000.00	\$875.00	\$19,125.00	95.63%
	Fund: EXTRACURRICULAR ACTIVITY/FIELD TRIP COSTS - 27545	\$0.00	\$20,000.00	\$20,000.00	\$0.00	\$0.00	\$20,000.00	\$875.00	\$19,125.00	95.63%
29135.0000.00000.0000.000000.0000.00.0000	SUMMARY	\$707,511.00	\$13,776.00	\$721,287.00	\$0.00	\$0.00	\$721,287.00	\$0.00	\$721,287.00	100.00%
	Fund: IND REV BONDS PILOT - 29135	\$707,511.00	\$13,776.00	\$721,287.00	\$0.00	\$0.00	\$721,287.00	\$0.00	\$721,287.00	100.00%
31100.0000.00000.0000.000000.0000.00.0000	SUMMARY	\$25,509,766.00	\$0.00	\$25,509,766.00	\$105,057.48	\$7,637,332.97	\$17,872,433.03	\$2,949,508.72	\$14,922,924.31	58.50%
	Fund: BOND BUILDING - 31100	\$25,509,766.00	\$0.00	\$25,509,766.00	\$105,057.48	\$7,637,332.97	\$17,872,433.03	\$2,949,508.72	\$14,922,924.31	58.50%
31700.0000.00000.0000.000000.0000.00.0000	SUMMARY	\$3,745,766.00	\$0.00	\$3,745,766.00	\$189,044.32	\$1,547,448.68	\$2,198,317.32	\$793,562.80	\$1,404,754.52	37.50%
	Fund: CAPITAL IMPROVEMENTS SB-9 (STATE MATCH) - 31700	\$3,745,766.00	\$0.00	\$3,745,766.00	\$189,044.32	\$1,547,448.68	\$2,198,317.32	\$793,562.80	\$1,404,754.52	37.50%
31701.0000.00000.0000.000000.0000.00.0000	SUMMARY	\$3,442,892.00	\$1,148,594.00	\$4,591,486.00	\$77,974.74	\$1,021,616.44	\$3,569,869.56	\$639,411.30	\$2,930,458.26	63.82%
	Fund: CAPITAL IMPROVEMENTS SB-9 (LOCAL) - 31701	\$3,442,892.00	\$1,148,594.00	\$4,591,486.00	\$77,974.74	\$1,021,616.44	\$3,569,869.56	\$639,411.30	\$2,930,458.26	63.82%
31900.0000.00000.0000.000000.0000.00.0000	SUMMARY	\$2,601,372.00	\$403,503.00	\$3,004,875.00	\$27,823.74	\$1,356,111.24	\$1,648,763.76	\$201,704.42	\$1,447,059.34	48.16%
	Fund: ED. TECHNOLOGY EQUIPMENT ACT - 31900	\$2,601,372.00	\$403,503.00	\$3,004,875.00	\$27,823.74	\$1,356,111.24	\$1,648,763.76	\$201,704.42	\$1,447,059.34	48.16%

Gadsden Independent Schools

BUDGET AND EXP REPORT-FUND TOTALS

From Date: 2/1/2020

To Date: 2/29/2020

Fiscal Year: 2019-2020

Include pre encumbrance

Print accounts with zero balance

Filter Encumbrance Detail by Date Range

Exclude inactive accounts with zero balance

Account Number	Description	Budget	Adjustments	GL Budget	Current	YTD	Balance	Encumbrance	Budget Bal	% Rem
41000.0000.00000.0000.000000.0000.00.0000	SUMMARY	\$20,214,430.00	\$3,320,707.00	\$23,535,137.00	\$408,553.99	\$10,562,799.92	\$12,972,337.08	\$0.00	\$12,972,337.08	55.12%
	Fund: DEBT SERVICES - 41000	\$20,214,430.00	\$3,320,707.00	\$23,535,137.00	\$408,553.99	\$10,562,799.92	\$12,972,337.08	\$0.00	\$12,972,337.08	55.12%
43000.0000.00000.0000.000000.0000.00.0000	SUMMARY	\$4,326,553.00	\$0.00	\$4,326,553.00	\$3,818.23	\$2,017,571.16	\$2,308,981.84	\$0.00	\$2,308,981.84	53.37%
	Fund: TOTAL ED. TECH. DEBT SERVICE SUBFUND - 43000	\$4,326,553.00	\$0.00	\$4,326,553.00	\$3,818.23	\$2,017,571.16	\$2,308,981.84	\$0.00	\$2,308,981.84	53.37%
Grand Total:		\$263,143,793.00	\$22,026,789.00	\$285,170,582.00	\$12,359,885.31	\$117,385,432.79	\$167,785,149.21	\$64,750,978.77	\$103,034,170.44	36.13%

End of Report