



EXHIBIT A (24301 - FINAL FY20-21)



USDE - CARES ACT/ESSER I (24301) FINAL AWARD FY20-21

OBMS ENTITY CODE	LOCAL EDUCATION AGENCY	DUNS #	FY19-20 CARRYOVER	Amount of federal funds obligated by this sub-award to subrecipient		Total amount of federal funds obligated to subrecipient including current financial obligation		Total amount of the federal award committed to subrecipient	
				FY20-21 FINAL ALLOCATION		FY19-20 CARRYOVER & FY20-21 FINAL ALLOCATION	TOTAL AWARD TO SUBRECIPIENT	FY20-21 APPROVED BUDGET	TOTAL AMOUNT TO BAR
46	Alamogordo Public Schools	18-258-3021	\$1,557,526.06	(\$3,810.98)	\$1,553,715.08	\$1,553,715.08	\$1,557,526.00	(\$3,810.92)	
1	Albuquerque Public Schools	07-341-3544	\$25,878,952.20	(\$63,676.11)	\$25,815,276.09	\$25,815,276.09	\$25,981,991.00	(\$166,714.91)	
30	Animas Public Schools	19-302-0492	\$63,223.27	(\$154.70)	\$63,068.57	\$63,068.57	\$63,223.00	(\$154.43)	
22	Artesia Public Schools	08-447-5409	\$608,433.04	(\$1,715.38)	\$606,717.66	\$606,717.66	\$608,433.00	(\$1,715.34)	
64	Aztec Municipal Schools	84-923-8688	\$390,507.40	(\$1,317.01)	\$389,190.39	\$389,190.39	\$390,507.00	(\$1,316.61)	
87	Belen Consolidated Schools	18-260-2854	\$1,201,692.93	(\$2,992.04)	\$1,198,700.89	\$1,198,700.89	\$1,222,832.00	(\$24,131.11)	
61	Bernalillo Public Schools	18-764-6869	\$808,774.42	(\$1,978.92)	\$806,795.50	\$806,795.50	\$808,775.00	(\$1,979.50)	
66	Bloomfield Schools	84-923-8746	\$610,193.69	(\$2,293.84)	\$607,899.85	\$607,899.85	\$764,506.00	(\$156,606.15)	
40	Capitan Municipal Schools	18-421-8832	\$200,283.89	(\$490.30)	\$199,793.59	\$199,793.59	\$200,284.00	(\$490.41)	
20	Carlsbad Municipal Schools	08-447-5656	\$937,330.63	(\$2,835.54)	\$934,495.09	\$934,495.09	\$988,628.00	(\$54,132.91)	
37	Carrizozo Municipal Schools	18-237-1179	\$80,197.92	(\$223.79)	\$79,974.13	\$79,974.13	\$80,198.00	(\$223.87)	
67	Central Consolidated Schools	12-292-8351	\$2,477,755.41	(\$7,177.36)	\$2,470,578.05	\$2,470,578.05	\$2,477,755.00	(\$7,176.95)	
53	Chama Valley Independent Schools	08-526-8324	\$75,809.23	(\$229.19)	\$75,580.04	\$75,580.04	\$75,809.00	(\$228.96)	
8	Cimarron Municipal Schools	02-493-6650	\$91,155.25	(\$223.04)	\$90,932.21	\$90,932.21	\$91,155.00	(\$222.79)	
84	Clayton Municipal Schools	10-005-3867	\$124,155.45	(\$303.79)	\$123,851.66	\$123,851.66	\$124,155.00	(\$303.34)	
48	Cloudcroft Municipal Schools	83-560-4869	\$150,923.20	(\$369.28)	\$150,553.92	\$150,553.92	\$150,923.00	(\$369.08)	
12	Clovis Municipal Schools	08-025-0966	\$1,933,514.71	(\$5,442.22)	\$1,928,072.49	\$1,928,072.49	\$1,933,515.00	(\$5,442.51)	
24	Cobre Consolidated Schools	03-608-3897	\$384,038.77	(\$939.67)	\$383,099.10	\$383,099.10	\$384,039.00	(\$939.90)	
38	Corona Public Schools	19-302-0542	\$10,918.81	(\$26.92)	\$10,891.89	\$10,891.89	\$11,003.00	(\$111.11)	
62	Cuba Independent Schools	05-442-5566	\$513,223.16	(\$1,460.58)	\$511,762.58	\$511,762.58	\$596,932.00	(\$85,169.42)	
42	Deming Public Schools	09-414-1264	\$2,453,466.18	(\$6,099.40)	\$2,447,366.78	\$2,447,366.78	\$2,492,794.00	(\$45,427.22)	
85	Des Moines Municipal Schools	04-798-4141	\$30,452.48	(\$75.10)	\$30,377.38	\$30,377.38	\$30,451.00	(\$73.62)	
6	Dexter Consolidated Schools	09-413-7593	\$180,009.46	(\$440.45)	\$179,569.01	\$179,569.01	\$180,009.00	(\$439.99)	


EXHIBIT A (24301 - FINAL FY20-21)



USDE - CARES ACT/ESSER I (24301) FINAL AWARD FY20-21

OBMS ENTITY CODE	LOCAL EDUCATION AGENCY	DUNS #	Amount of federal funds obligated by this sub-award to subrecipient		Total amount of federal funds obligated to subrecipient including current financial obligation	Total amount of the federal award committed to subrecipient	FY20-21 APPROVED BUDGET	TOTAL AMOUNT TO BAR
			FY19-20 CARRYOVER	FY20-21 FINAL ALLOCATION	FY19-20 CARRYOVER & FY20-21 FINAL ALLOCATION	TOTAL AWARD TO SUBRECIPIENT		
60	Dora Consolidated Schools	18-463-9516	\$12,283.51	(\$65.35)	\$12,218.16	\$12,218.16	\$26,707.00	(\$14,488.84)
54	Dulce Independent Schools	84-979-7519	\$242,202.55	(\$592.62)	\$241,609.93	\$241,609.93	\$242,202.00	(\$592.07)
58	Elida Municipal Schools	12-317-8006	\$10,062.04	(\$24.62)	\$10,037.42	\$10,037.42	\$10,062.00	(\$24.58)
55	Española Public Schools	15-937-4156	\$1,423,118.03	(\$4,001.30)	\$1,419,116.73	\$1,419,116.73	\$1,442,671.00	(\$23,554.27)
80	Estancia Municipal Schools	79-748-2341	\$108,129.32	(\$380.18)	\$107,749.14	\$107,749.14	\$108,129.00	(\$379.86)
32	Eunice Public Schools	04-612-5043	\$54,209.95	(\$421.48)	\$53,788.47	\$53,788.47	\$172,254.00	(\$118,465.53)
65	Farmington Municipal Schools	06-972-0043	\$2,132,349.76	(\$6,564.10)	\$2,125,785.66	\$2,125,785.66	\$2,132,350.00	(\$6,564.34)
59	Floyd Municipal Schools	80-048-6008	\$29,282.08	(\$71.65)	\$29,210.43	\$29,210.43	\$29,282.00	(\$71.57)
16	Fort Sumner Municipal Schools	10-079-5657	\$86,563.49	(\$232.24)	\$86,331.25	\$86,331.25	\$86,563.00	(\$231.75)
19	Gadsden Independent Schools	08-766-7267	\$6,777,941.23	(\$20,694.79)	\$6,757,246.44	\$6,757,246.44	\$6,777,940.00	(\$20,693.56)
43	Gallup-McKinley County Schools	06-941-2153	\$7,094,179.97	(\$17,358.14)	\$7,076,821.83	\$7,076,821.83	\$7,094,180.00	(\$17,358.17)
15	Grady Municipal Schools	15-937-1376	\$9,779.32	(\$27.83)	\$9,751.49	\$9,751.49	\$9,779.00	(\$27.51)
88	Grants/Cibola County Schools	06-063-2940	\$1,640,532.60	(\$4,512.90)	\$1,636,019.70	\$1,636,019.70	\$1,640,533.00	(\$4,513.30)
5	Hagerman Municipal Schools	96-399-3667	\$107,937.62	(\$265.83)	\$107,671.79	\$107,671.79	\$107,938.00	(\$266.21)
18	Hatch Valley Public Schools	12-373-4899	\$655,882.85	(\$1,604.82)	\$654,278.03	\$654,278.03	\$655,883.00	(\$1,604.97)
33	Hobbs Municipal Schools	06-897-3627	\$1,729,717.40	(\$5,628.30)	\$1,724,089.10	\$1,724,089.10	\$2,300,255.00	(\$576,165.90)
39	Hondo Valley Public Schools	07-915-3107	\$37,086.99	(\$94.59)	\$36,992.40	\$36,992.40	\$37,088.00	(\$95.60)
50	House Municipal Schools	18-421-9046		\$0.00	\$0.00	\$0.00	\$0.00	\$0.00
34	Jal Public Schools	07-486-5429	\$24,535.53	(\$99.88)	\$24,435.65	\$24,435.65	\$37,186.00	(\$12,750.35)
56	Jemez Mountain Public Schools	10-066-3558	\$149,448.64	(\$365.67)	\$149,082.97	\$149,082.97	\$149,449.00	(\$366.03)
63	Jemez Valley Public Schools	19-569-1175	\$128,443.67	(\$314.28)	\$128,129.39	\$128,129.39	\$128,444.00	(\$314.61)
7	Lake Arthur Municipal Schools	10-079-6135	\$30,271.01	(\$74.07)	\$30,196.94	\$30,196.94	\$30,271.00	(\$74.06)
17	Las Cruces Public Schools	09-413-8740	\$7,386,047.61	(\$20,115.06)	\$7,365,932.55	\$7,365,932.55	\$7,386,047.00	(\$20,114.45)


EXHIBIT A (24301 - FINAL FY20-21)



USDE - CARES ACT/ESSER I (24301) FINAL AWARD FY20-21

OBMS ENTITY CODE	LOCAL EDUCATION AGENCY	DUNS #	Amount of federal funds obligated by this sub-award to subrecipient		Total amount of federal funds obligated to subrecipient including current financial obligation	Total amount of the federal award committed to subrecipient	FY20-21 APPROVED BUDGET	TOTAL AMOUNT TO BAR
			FY19-20 CARRYOVER	FY20-21 FINAL ALLOCATION	FY19-20 CARRYOVER & FY20-21 FINAL ALLOCATION	TOTAL AWARD TO SUBRECIPIENT		
69	Las Vegas City Public Schools	10-005-3990	\$454,352.61	(\$1,195.26)	\$453,157.35	\$453,157.35	\$488,495.00	(\$35,337.65)
51	Logan Municipal Schools	10-278-4170	\$8,230.53	(\$70.27)	\$8,160.26	\$8,160.26	\$28,719.00	(\$20,558.74)
29	Lordsburg Municipal Schools	09-413-5670	\$206,125.51	(\$504.35)	\$205,621.16	\$205,621.16	\$206,125.00	(\$503.84)
41	Los Alamos Public Schools	07-338-7409	\$42,213.70	(\$106.23)	\$42,107.47	\$42,107.47	\$43,414.00	(\$1,306.53)
86	Los Lunas Public Schools	08-146-6427	\$1,584,710.43	(\$3,877.49)	\$1,580,832.94	\$1,580,832.94	\$1,584,710.00	(\$3,877.06)
21	Loving Municipal Schools	10-060-5997	\$76,278.86	(\$189.15)	\$76,089.71	\$76,089.71	\$76,279.00	(\$189.29)
31	Lovington Municipal Schools	12-351-4762	\$600,994.12	(\$1,470.52)	\$599,523.60	\$599,523.60	\$600,995.00	(\$1,471.40)
75	Magdalena Municipal Schools	07-645-1756	\$233,186.98	(\$571.78)	\$232,615.20	\$232,615.20	\$233,682.00	(\$1,066.80)
11	Maxwell Municipal Schools	10-005-4055	\$24,033.76	(\$58.81)	\$23,974.95	\$23,974.95	\$24,034.00	(\$59.05)
14	Melrose Municipal Schools	10-060-6003	\$32,599.97	(\$80.26)	\$32,519.71	\$32,519.71	\$32,600.00	(\$80.29)
78	Mesa Vista Consolidated Schools	05-821-1590	\$108,745.77	(\$299.65)	\$108,446.12	\$108,446.12	\$108,746.00	(\$299.88)
44	Mora Independent Schools	09-414-3401	\$108,487.70	(\$265.45)	\$108,222.25	\$108,222.25	\$108,488.00	(\$265.75)
81	Moriarty-Edgewood School District	01-122-4219	\$546,646.06	(\$1,337.54)	\$545,308.52	\$545,308.52	\$546,646.00	(\$1,337.48)
28	Mosquero Municipal Schools	10-066-3608	\$0.00	\$0.00	\$0.00	\$0.00	\$0.00	\$0.00
82	Mountainair Public Schools	12-361-3127	\$79,525.75	(\$460.03)	\$79,065.72	\$79,065.72	\$164,466.00	(\$85,400.28)
70	Pecos Independent School District	05-494-0481	\$156,465.71	(\$382.84)	\$156,082.87	\$156,082.87	\$156,466.00	(\$383.13)
77	Peñasco Independent Schools	79-937-8146	\$149,446.49	(\$393.29)	\$149,053.20	\$149,053.20	\$160,736.00	(\$11,682.80)
72	Pojoaque Valley Public Schools	08-195-9579	\$160,358.32	(\$760.51)	\$159,597.81	\$159,597.81	\$310,816.00	(\$151,218.19)
57	Portales Municipal Schools	12-361-1816	\$897,585.20	(\$2,483.95)	\$895,101.25	\$895,101.25	\$900,187.00	(\$5,085.75)
3	Quemado Independent Schools	01-682-0532	\$112,791.81	(\$316.40)	\$112,475.41	\$112,475.41	\$129,312.00	(\$16,836.59)
79	Questa Independent Schools	86-767-6298	\$142,902.21	(\$392.21)	\$142,510.00	\$142,510.00	\$142,902.00	(\$392.00)
9	Raton Public Schools	12-296-2160	\$267,412.30	(\$654.31)	\$266,757.99	\$266,757.99	\$267,412.00	(\$654.01)
2	Reserve Independent Schools	01-637-3169	\$64,569.85	(\$157.99)	\$64,411.86	\$64,411.86	\$64,570.00	(\$158.14)
83	Rio Rancho Public Schools	83-560-4810	\$1,873,753.41	(\$5,253.48)	\$1,868,499.93	\$1,868,499.93	\$1,873,753.00	(\$5,253.07)


EXHIBIT A (24301 - FINAL FY20-21)



USDE - CARES ACT/ESSER I (24301) FINAL AWARD FY20-21

OBMS ENTITY CODE	LOCAL EDUCATION AGENCY	DUNS #	Amount of federal funds obligated by this sub-award to subrecipient		Total amount of federal funds obligated to subrecipient including current financial obligation	Total amount of the federal award committed to subrecipient	FY20-21 APPROVED BUDGET	TOTAL AMOUNT TO BAR
			FY19-20 CARRYOVER	FY20-21 FINAL ALLOCATION	FY19-20 CARRYOVER & FY20-21 FINAL ALLOCATION	TOTAL AWARD TO SUBRECIPIENT		
4	Roswell Independent Schools	07-138-5249	\$2,962,971.60	(\$7,249.84)	\$2,955,721.76	\$2,955,721.76	\$2,962,972.00	(\$7,250.24)
27	Roy Municipal Schools	12-334-4574	\$1,089.72	(\$2.67)	\$1,087.05	\$1,087.05	\$1,090.00	(\$2.95)
36	Ruidoso Municipal Schools	10-155-4744	\$459,425.10	(\$1,124.13)	\$458,300.97	\$458,300.97	\$459,425.00	(\$1,124.03)
52	San Jon Municipal Schools	10-060-6029	\$27,966.88	(\$68.43)	\$27,898.45	\$27,898.45	\$27,967.00	(\$68.55)
71	Santa Fe Public Schools	09-714-4281	\$2,684,544.68	(\$6,572.81)	\$2,677,971.87	\$2,677,971.87	\$2,684,545.00	(\$6,573.13)
25	Santa Rosa Consolidated Schools	03-612-5920	\$177,483.66	(\$483.58)	\$177,000.08	\$177,000.08	\$177,484.00	(\$483.92)
23	Silver Consolidated School District	78-047-0423	\$810,328.21	(\$1,982.72)	\$808,345.49	\$808,345.49	\$810,328.00	(\$1,982.51)
74	Socorro Consolidated Schools	04-070-5303	\$801,754.30	(\$1,961.74)	\$799,792.56	\$799,792.56	\$801,754.00	(\$1,961.44)
10	Springer Municipal Schools	10-005-4162	\$58,615.32	(\$145.23)	\$58,470.09	\$58,470.09	\$58,615.00	(\$144.91)
76	Taos Municipal Schools	09-414-4342	\$997,543.60	(\$2,440.80)	\$995,102.80	\$995,102.80	\$997,543.00	(\$2,440.20)
35	Tatum Municipal Schools	10-005-4170	\$53,411.49	(\$138.76)	\$53,272.73	\$53,272.73	\$56,711.00	(\$3,438.27)
13	Texico Municipal Schools	18-261-9114	\$136,697.19	(\$380.80)	\$136,316.39	\$136,316.39	\$136,697.00	(\$380.61)
73	Truth or Consequences Municipal Schools	10-005-4196	\$631,670.82	(\$1,545.58)	\$630,125.24	\$630,125.24	\$631,671.00	(\$1,545.76)
49	Tucumcari Public Schools	09-414-4391	\$82,363.96	(\$1,021.15)	\$81,342.81	\$81,342.81	\$82,364.00	(\$1,021.19)
47	Tularosa Municipal Schools	10-837-6617	\$477,086.93	(\$1,174.24)	\$475,912.69	\$475,912.69	\$477,087.00	(\$1,174.31)
26	Vaughn Municipal Schools	10-005-4220	\$27,357.08	(\$66.94)	\$27,290.14	\$27,290.14	\$27,357.00	(\$66.86)
45	Wagon Mound Public Schools	10-005-4238	\$95,129.12	(\$232.76)	\$94,896.36	\$94,896.36	\$95,129.00	(\$232.64)
68	West Las Vegas Public Schools	06-942-2491	\$755,723.72	(\$1,849.12)	\$753,874.60	\$753,874.60	\$755,723.00	(\$1,848.40)
89	Zuni Public School District	10-504-2907	\$911,190.64	(\$2,229.51)	\$908,961.13	\$908,961.13	\$911,191.00	(\$2,229.87)
STATE CHARTERS								
580-001	21st Century Public Academy	06-603-3031	\$0.00	\$89,766.82	\$89,766.82	\$89,766.82	\$0.00	\$89,766.82
579-001	ACES Technical Charter School	11-720-9902		\$0.00	\$0.00	\$0.00	\$0.00	\$0.00
528-001	Albuquerque Bilingual Academy	01-594-6921	\$151,672.28	(\$2,768.53)	\$148,903.75	\$148,903.75	\$151,672.00	(\$2,768.25)
574-001	Albuquerque Collegiate Charter School	08-120-1500	\$23,859.90	\$43,428.22	\$67,288.12	\$67,288.12	\$23,860.00	\$43,428.12


EXHIBIT A (24301 - FINAL FY20-21)



USDE - CARES ACT/ESSER I (24301) FINAL AWARD FY20-21


OBMS ENTITY CODE	LOCAL EDUCATION AGENCY	DUNS #	Amount of federal funds obligated by this sub-award to subrecipient		Total amount of federal funds obligated to subrecipient including current financial obligation	Total amount of the federal award committed to subrecipient	FY20-21 APPROVED BUDGET	TOTAL AMOUNT TO BAR
			FY19-20 CARRYOVER	FY20-21 FINAL ALLOCATION	FY19-20 CARRYOVER & FY20-21 FINAL ALLOCATION	TOTAL AWARD TO SUBRECIPIENT		
524-001	AIMS @ UNM	80-048-5885	\$7,709.18	(\$23.01)	\$7,686.17	\$7,686.17	\$7,709.00	(\$22.83)
516-001	Albuquerque School of Excellence	96-438-5368	\$176,991.28	\$147,752.60	\$324,743.88	\$324,743.88	\$176,991.00	\$147,752.88
517-001	Albuquerque Sign Language Academy (The)	96-259-6008	\$29,782.04	(\$737.86)	\$29,044.18	\$29,044.18	\$29,782.00	(\$737.82)
532-001	Aldo Leopold High School	82-586-2134	\$38,762.52	(\$94.84)	\$38,667.68	\$38,667.68	\$38,763.00	(\$95.32)
511-001	Alma d' arte Charter High School	15-834-9188	\$48,741.78	(\$119.26)	\$48,622.52	\$48,622.52	\$48,742.00	(\$119.48)
575-001	Altura Preparatory School	08-119-9774	\$30,363.46	\$15,433.22	\$45,796.68	\$45,796.68	\$30,363.00	\$15,433.68
525-001	Amy Biehl Charter High School	04-453-9596	\$58,828.88	(\$143.94)	\$58,684.94	\$58,684.94	\$58,829.00	(\$144.06)
520-001	ASK Academy (The)	02-763-1876	\$29,786.81	(\$154.95)	\$29,631.86	\$29,631.86	\$29,787.00	(\$155.14)
512-001	Cesar Chavez Community School	18-762-1888	\$30,433.09	\$2,504.41	\$32,937.50	\$32,937.50	\$76,652.00	(\$43,714.50)
562-001	Dzit Dit Lool School of Empowerment, Action and Perseverance	08-015-4085	\$25,864.86	(\$38.26)	\$25,826.60	\$25,826.60	\$25,865.00	(\$38.40)
550-001	Estancia Valley Classical Academy	08-025-5234	\$63,594.40	(\$272.24)	\$63,322.16	\$63,322.16	\$63,594.00	(\$271.84)
557-001	Explore Academy	05-466-2018	\$47,892.51	\$22,766.48	\$70,658.99	\$70,658.99	\$48,621.00	\$22,037.99
503-001	Horizon Academy West	79-372-5230	\$89,108.13	(\$12,071.33)	\$77,036.80	\$77,036.80	\$112,342.00	(\$35,305.20)
573-001	Hózhó Academy	08-124-4280	\$81,182.41	\$35,006.78	\$116,189.19	\$116,189.19	\$105,932.00	\$10,257.19
535-001	J. Paul Taylor Academy	01-853-1530	\$34,425.07	(\$107.18)	\$34,317.89	\$34,317.89	\$34,425.00	(\$107.11)
560-001	La Academia Dolores Huerta	80-048-6081	\$47,873.70	\$5,501.28	\$53,374.98	\$53,374.98	\$47,874.00	\$5,500.98
546-001	La Tierra Montessori School of the Arts and Sciences	07-860-4652	\$31,223.23	\$1,073.90	\$32,297.13	\$32,297.13	\$31,223.00	\$1,074.13
567-001	Las Montañas Charter School	01-703-4092	\$69,930.15	(\$37.88)	\$69,892.27	\$69,892.27	\$69,930.00	(\$37.73)
519-001	MASTERS Program (The)	96-461-5798	\$0.00	\$0.00	\$0.00	\$0.00	\$0.00	\$0.00
547-001	McCurdy Charter School	07-873-2212	\$131,154.26	\$14,046.23	\$145,200.49	\$145,200.49	\$131,154.00	\$14,046.49
501-001	Media Arts Collaborative Charter School	00-424-7970	\$61,780.04	(\$151.16)	\$61,628.88	\$61,628.88	\$61,781.00	(\$152.12)
578-001	Middle College High School	14-935-4743	\$22,293.45	(\$58.25)	\$22,235.20	\$22,235.20	\$22,293.00	(\$57.80)
542-001	Mission Achievement and Success Charter School	08-055-1210	\$433,129.22	\$432,919.87	\$866,049.09	\$866,049.09	\$433,129.00	\$432,920.09
564-001	Monte del Sol Charter School	01-474-4200	\$55,129.96	(\$136.53)	\$54,993.43	\$54,993.43	\$55,130.00	(\$136.57)

EXHIBIT A (24301 - FINAL FY20-21)



USDE - CARES ACT/ESSER I (24301) FINAL AWARD FY20-21

OBMS ENTITY CODE	LOCAL EDUCATION AGENCY	DUNS #	Amount of federal funds obligated by this sub-award to subrecipient		Total amount of federal funds obligated to subrecipient including current financial obligation	Total amount of the federal award committed to subrecipient	FY20-21 APPROVED BUDGET	TOTAL AMOUNT TO BAR
			FY19-20 CARRYOVER	FY20-21 FINAL ALLOCATION	FY19-20 CARRYOVER & FY20-21 FINAL ALLOCATION	TOTAL AWARD TO SUBRECIPIENT		
529-001	Montessori Elementary School (The)	80-048-6230	\$32,759.96	(\$608.52)	\$32,151.44	\$32,151.44	\$32,760.00	(\$608.56)
549-001	New America School of Las Cruces	07-919-4295	\$45,051.91	(\$101.72)	\$44,950.19	\$44,950.19	\$45,052.00	(\$101.81)
554-001	New Mexico Connections Academy	07-920-1379	\$276,432.09	(\$732.16)	\$275,699.93	\$275,699.93	\$276,432.00	(\$732.07)
509-001	New Mexico School for the Arts	08-055-4399	\$15,325.51	\$9,993.55	\$25,319.06	\$25,319.06	\$15,326.00	\$9,993.06
504-001	North Valley Academy	13-693-0356	\$137,738.94	\$5,457.76	\$143,196.70	\$143,196.70	\$137,738.00	\$5,458.70
577-001	Raices del Saber Xinachtli Community School	11-707-1791	\$10,772.68	\$13,935.10	\$24,707.78	\$24,707.78	\$10,773.00	\$13,934.78
539-001	Red River Valley Charter School	15-937-4347	\$38,333.50	(\$101.49)	\$38,232.01	\$38,232.01	\$38,333.00	(\$100.99)
570-001	Roots and Wings Community School	14-936-0211	\$17,122.74	\$360.85	\$17,483.59	\$17,483.59	\$17,505.00	(\$21.41)
563-001	Sandoval Academy of Bilingual Education	01-561-4185	\$31,162.49	(\$91.01)	\$31,071.48	\$31,071.48	\$31,162.00	(\$90.52)
505-001	School of Dreams Academy	82-945-6487	\$98,189.89	(\$240.25)	\$97,949.64	\$97,949.64	\$98,190.00	(\$240.36)
568-001	Six Directions Indigenous Charter School	00-347-2448	\$27,116.65	\$6,372.47	\$33,489.12	\$33,489.12	\$27,117.00	\$6,372.12
576-001	Solare Collegiate Charter School	11-692-6037	\$42,871.38	\$51,866.74	\$94,738.12	\$94,738.12	\$42,871.00	\$51,867.12
515-001	South Valley Preparatory School	96-438-4445	\$55,284.61	(\$141.33)	\$55,143.28	\$55,143.28	\$57,760.00	(\$2,616.72)
544-001	Southwest Aeronautics, Mathematics, and Science Academy	07-843-0713	\$41,804.14	(\$4,491.96)	\$37,312.18	\$37,312.18	\$41,804.00	(\$4,491.82)
530-001	Southwest Preparatory Learning Center	80-048-5851	\$45,186.29	(\$124.54)	\$45,061.75	\$45,061.75	\$45,186.00	(\$124.25)
531-001	Southwest Secondary Learning Center	01-527-4280	\$38,482.33	(\$3,037.03)	\$35,445.30	\$35,445.30	\$38,482.00	(\$3,036.70)
510-001	Taos Academy	82-892-1473	\$40,868.15	(\$70.42)	\$40,797.73	\$40,797.73	\$43,435.00	(\$2,637.27)
521-001	Taos Integrated School of the Arts	96-438-5533	\$54,560.13	(\$133.50)	\$54,426.63	\$54,426.63	\$54,560.00	(\$133.37)
555-001	Taos International Charter School	07-960-9599	\$71,804.41	(\$175.69)	\$71,628.72	\$71,628.72	\$71,804.00	(\$175.28)
536-001	GREAT Academy (The)	96-808-3928	\$38,706.88	(\$94.71)	\$38,612.17	\$38,612.17	\$38,707.00	(\$94.83)
518-001	Tierra Adentro	96-238-6277	\$78,595.07	(\$192.31)	\$78,402.76	\$78,402.76	\$78,596.00	(\$193.24)
565-001	Tierra Encantada Charter School	07-727-7413	\$59,506.62	(\$99.90)	\$59,406.72	\$59,406.72	\$59,507.00	(\$100.28)
566-001	Turquoise Trail Charter School	87-629-5788	\$109,425.98	(\$267.75)	\$109,158.23	\$109,158.23	\$109,426.00	(\$267.77)
552-001	Walatowa High Charter School	14-936-0864	\$11,652.42	(\$6.58)	\$11,645.84	\$11,645.84	\$11,652.00	(\$6.16)



USDE - CARES ACT/ESSER I (24301) FINAL AWARD FY20-21

				Amount of federal funds obligated by this sub-award to subrecipient	Total amount of federal funds obligated to subrecipient including current financial obligation	Total amount of the federal award committed to subrecipient		
OBMS ENTITY CODE	LOCAL EDUCATION AGENCY	DUNS #	FY19-20 CARRYOVER	FY20-21 FINAL ALLOCATION	FY19-20 CARRYOVER & FY20-21 FINAL ALLOCATION	TOTAL AWARD TO SUBRECIPIENT	FY20-21 APPROVED BUDGET	TOTAL AMOUNT TO BAR
	GRAND TOTAL		\$93,956,581.18	\$630,822.30	\$94,587,403.48	\$94,587,403.48	\$95,570,483.00	(\$983,079.52)