

GADSDEN INDEPENDENT SCHOOL DISTRICT

Quarterly Budget Report
for the
Month Ended September 30, 2021

Board of Education Meeting
November 9, 2021




Table of Contents

- ITEM I: Executive Summary
- ITEM II: Cash Report – September 30, 2021
- ITEM III: Summary of Investments As of
September 30, 2021
- ITEM IV: Graphs
- Revenues By Fund
 - Expenditures By Fund
 - Operational Fund Expenditures
and Encumbrances
 - Cash Balance/Temporary Loan
Balance Trend
 - Outstanding Reimbursements
- ITEM V: Revenue Report – All Funds
July 1, 2021 – September 30, 2021
- ITEM VI: Budget and Exp Report – Fund Totals
July 1, 2021 – September 30, 2021
- ITEM VII: State of NM Public School Operating
Budget – Actuals Revenue Rollup Report
First Qtr. 2021-22 (Jul – Sep) –
Revenue Approved
- ITEM VIII: State of NM Public School Operating
Budget – Actuals Expenditure Rollup
Report First Qtr. 2021-22 (Jul – Sep) –
Expenditure Approved

**Executive Summary
September 30, 2021
Quarterly Budget Report**

1. Operational Fund Revenues as of September 30, 2021 - \$32,170,368 which represents 25.06% of budgeted Revenues.

September		
Fiscal Year	Received to Date	Percent of Budget
20-21	\$31,654,467	23.68%
21-22	\$32,170,368	25.06%

2. Operational Fund Expenditures as of September 30, 2021 - \$25,038,285 which represents 14.21% of budgeted Expenditures.

September		
Fiscal Year	Expended to Date	Percent of Budget
20-21	\$22,965,795	14.27%
21-22	\$25,038,285	14.21%

3. The September 30, 2021 Operational Fund Cash Balance before loans was \$64,415,194. The cash balance after temporary loans of \$9,399,260 to the grant funds was \$55,015,934. Grant funds that reported a negative cash balance as of September 30, 2021 totaled \$9,399,260 which represents an increase of \$2,461,287 from the August 31, 2021 negative balances.
4. As of September 30, 2021, the PED and other grant funding agencies owed the District approximately \$9,597,320 for current year Grant Fund expenditures, \$0.00 for Capital Projects, and \$1,925,255 for Student Nutrition. These amounts are not reflected in the temporary loans noted in Item 3 above. The negative cash balances noted in Item 3 are a result of the outstanding amounts owed to the District. (See Exhibit A Outstanding Reimbursements)
5. Total Revenues for all funds as of September 30, 2021- \$42,992,980. Of the total revenues received, the Operational Fund accounted for 74.83%, the Grant Funds 17.02%, Building Funds 1.78%, Debt Service Funds 1.74%, Student Nutrition 0.71%, and all the other funds 3.92%.
6. Total Expenditures for all funds as of September 30, 2021- \$50,745,761. Of the total expenditures incurred, the Operational Fund accounted for 49.34%, the Grant Funds 19.65%, Building Funds 4.10%, Debt Service 20.57%, Student Nutrition 4.13%, and all other funds 2.21%.
7. Direct Instruction expenditures plus encumbrances for the Operational Fund as of September 30, 2021 were \$72,697,287 or 63.39% of the total Operational Fund expenditures.
8. As of September 30, 2021, the District closed the investments in Certificates of Deposit (CD's), funds have been received in the Operational bank account.
9. Pledged collateral – All bank accounts in compliance requirement at September 30, 2021. See separate report attached Item III Summary of Investments.

10. For the month of September 2021, three schools were randomly selected for review. The review focused on deposit activity and purchasing transactions. For each of the schools selected, deposit activity for the month was reviewed for timeliness of deposit. Purchase orders for the same three schools were reviewed for "after-the-fact POs". Procurement card purchases were reviewed for compliance with District procedures.

	Bank Deposits in excess of 24 hours		After the Fact POs		Findings on Procurement Card purchases	
	Number	Percentage	Number	Percentage	Number	Percentage
Elementary School	0	0%	0	0%	0	0%
High School	0	0%	0	0%	n/a	n/a
Elementary School	0	0%	0	0%	n/a	n/a

Selected items from August 31, 2021 Report:

1. Operational Fund Revenues as of August 31, 2021 - \$21,404,798 which represents 16.67% of budgeted Revenues.
2. Operational Fund Expenditures as of August 31, 2021 - \$13,427,156 which represents 7.62% of budgeted Expenditures.
3. Total Revenues for all funds as of August 31, 2021- \$31,191,118. Of the total revenues received, the Operational Fund accounted for 68.62%, the Grant Funds 23.20%, Building Funds 2.40%, Debt Service Funds 2.01%, Student Nutrition 0.38%, and all the other funds 3.39%.
4. Total Expenditures for all funds as of August 31, 2021- \$33,800,308. Of the total expenditures incurred, the Operational Fund accounted for 39.72%, the Grant Funds 21.40%, Building Funds 3.46%, Debt Service 30.89%, Student Nutrition 2.68%, and all other funds 1.85%.
5. Direct Instruction expenditures plus encumbrances for the Operational Fund as of August 31, 2021 were \$71,079,365 or 63.89% of the total Operational Fund expenditures.

School District: Gadsden Independent School District
 Charter Name:
 County: Dona Ana
 PED No.: 019-000

PED Cash Report for 2021-2022 Fiscal Year

Month/Quarter: M3/Q1
 Previous Year: 06/30/2021
 Report end date: 09/30/2021

Refer to "Instructions for PED Cash Report" for details on how to properly complete this form.			OPERATIONAL 11000	TEACHERAGE 12000	TRANSPORTATION 13000	INST. MATERIALS 14000	FOOD SERVICES 21000	ATHLETICS 22000	NON-INSTRUCT. 23000
Line 1	Total Cash Balance 06/30/2021	+OR-	57,283,110.84	0.00	11,912.41	99,407.43	10,281,446.96	1,087,341.19	805,749.36
Line 2	Current Year Revenue to Date (Per OBMS Actuals Revenue Report)	+	32,170,368.18	0.00	1,480,875.00	50.18	304,732.89	58,008.00	149,241.86
Line 3	Prior Year Warrants Voided	+	0.00	0.00	0.00	0.00	0.00	0.00	0.00
Line 4	Total Resources to Date for Current Year 09/30/2021	=	89,453,479.02	0.00	1,492,787.41	99,457.61	10,586,179.85	1,145,349.19	954,991.22
Line 5	Current Year Expenditures to Date (Per OMBS Actuals Expenditure Report)	-	(25,038,284.66)	0.00	(1,067,720.23)	(22,045.29)	(2,094,396.68)	(1,754.90)	(30,911.71)
Line 6	Permanent Cash Transfers/Reversions *Provide Explanation on Last Page	+OR-	0.00	0.00	0.00	0.00	0.00	0.00	(1,272.00)
Line 7	Total Cash	=	64,415,194.36	0.00	425,067.18	77,412.32	8,491,783.17	1,143,594.29	922,807.51
Other Reconciling Items									
Line 8	Payroll Liabilities **Provide Explanation on Last Page	+	3,064,030.19	0.00	1,561.65	0.00	112,091.63	0.00	76.38
Line 9	Adjustments ***Provide Explanation on Last Page	+OR-	(1,964,661.11)	0.00	0.00	0.00	0.00	0.00	0.00
Line 10	Total Reconciled Cash Balance 09/30/2021	=	65,514,563.44	0.00	426,628.83	77,412.32	8,603,874.80	1,143,594.29	922,883.89
Line 11	Total Outstanding Loans ****Provide Explanation on Last Page	+OR-	(9,399,259.64)	0.00	0.00	0.00	0.00	0.00	0.00
Line 12	Total Ending Cash 09/30/2021	=	56,115,303.80	0.00	426,628.83	77,412.32	8,603,874.80	1,143,594.29	922,883.89

			FEDERAL		LOCAL GRANTS 26000	STATE		LOCAL OR STATE 29000	BOND BUILDING 31100
			FLOWTHROUGH 24000	DIRECT 25000		FLOWTHROUGH 27000	DIRECT 28000		
Line 1	Total Cash Balance 06/30/2021	+OR-	(6,156,099.05)	6,095,461.99	3,145,170.60	(784,218.16)	104,680.00	825,633.71	27,120,507.88
Line 2	Current Year Revenue to Date (Per OBMS Actuals Revenue Report)	+	5,923,923.93	287,543.68	207,234.70	898,008.15	0.00	0.00	8,193.69
Line 3	Prior Year Warrants Voided	+	0.00	0.00	0.00	0.00	0.00	0.00	0.00
Line 4	Total Resources to Date for Current Year 09/30/2021	=	(232,175.12)	6,383,005.67	3,352,405.30	113,789.99	104,680.00	825,633.71	27,128,701.57
Line 5	Current Year Expenditures to Date (Per OMBS Actuals Expenditure Report)	-	(8,962,607.52)	(290,002.47)	(82,555.08)	(634,539.16)	0.00	0.00	(427,017.97)
Line 6	Permanent Cash Transfers/Reversions *Provide Explanation on Last Page	+OR-	0.00	0.00	0.00	0.00	0.00	0.00	0.00
Line 7	Total Cash	=	(9,194,782.64)	6,093,003.20	3,269,850.22	(520,749.17)	104,680.00	825,633.71	26,701,683.60
Other Reconciling Items									
Line 8	Payroll Liabilities **Provide Explanation on Last Page	+	333,404.35	37,981.86	8,994.72	69,144.35	0.00	0.00	0.00
Line 9	Adjustments ***Provide Explanation on Last Page	+OR-	0.00	0.00	0.00	(196.78)	0.00	0.00	0.00
Line 10	Total Reconciled Cash Balance 09/30/2021	=	(8,861,378.29)	6,130,985.06	3,278,844.94	(451,801.60)	104,680.00	825,633.71	26,701,683.60
Line 11	Total Outstanding Loans ****Provide Explanation on Last Page	+OR-	8,861,378.29	0.00	0.00	537,881.35	0.00	0.00	0.00
Line 12	Total Ending Cash 09/30/2021	=	0.00	6,130,985.06	3,278,844.94	86,079.75	104,680.00	825,633.71	26,701,683.60

School District: Gadsden Independent School District
 Charter Name:
 County: Dona Ana
 PED No.: 019-000

PED Cash Report for 2021-2022 Fiscal Year

Month/Quarter: M3/Q1
 Previous Year: 06/30/2021
 Report end date: 09/30/2021

			PUBLIC SCHOOL CAPITAL OUTLAY			SPECIAL CAPITAL OUTLAY			CAPITAL IMPROV. HB 33 31600	CAPITAL IMPROV. SB9		
			31200	LOCAL 31300	STATE 31400	FEDERAL 31500	33 31600	STATE 31700		LOCAL 31701	STATE MATCH 31703	
Line 1	Total Cash Balance 06/30/2021	+OR-	0.00	0.00	0.00	0.00	0.00	0.00	(46,445.66)	3,076,612.23	1,339,010.05	
Line 2	Current Year Revenue to Date <i>(Per OBMS Actuals Revenue Report)</i>	+	0.00	0.00	0.00	0.00	0.00	0.00	647,781.18	104,447.17	0.00	
Line 3	Prior Year Warrants Voided	+	0.00	0.00	0.00	0.00	0.00	0.00	0.00	0.00	0.00	
Line 4	Total Resources to Date for Current Year 09/30/2021	=	0.00	0.00	0.00	0.00	0.00	0.00	601,335.52	3,181,059.40	1,339,010.05	
Line 5	Current Year Expenditures to Date <i>(Per OMBS Actuals Expenditure Report)</i>	-	0.00	0.00	0.00	0.00	0.00	0.00	0.00	(297,455.80)	(383,844.05)	
Line 6	Permanent Cash Transfers/Reversions <i>*Provide Explanation on Last Page</i>	+OR-	0.00	0.00	0.00	0.00	0.00	0.00	0.00	0.00	0.00	
Line 7	Total Cash	=	0.00	0.00	0.00	0.00	0.00	0.00	601,335.52	2,883,603.60	955,166.00	
Other Reconciling Items												
Line 8	Payroll Liabilities <i>**Provide Explanation on Last Page</i>	+	0.00	0.00	0.00	0.00	0.00	0.00	0.00	0.00	0.00	
Line 9	Adjustments <i>***Provide Explanation on Last Page</i>	+OR-	0.00	0.00	0.00	0.00	0.00	0.00	0.00	0.00	0.00	
Line 10	Total Reconciled Cash Balance 09/30/2021	=	0.00	0.00	0.00	0.00	0.00	0.00	601,335.52	2,883,603.60	955,166.00	
Line 11	Total Outstanding Loans <i>****Provide Explanation on Last Page</i>	+OR-	0.00	0.00	0.00	0.00	0.00	0.00	0.00	0.00	0.00	
Line 12	Total Ending Cash 09/30/2021	=	0.00	0.00	0.00	0.00	0.00	0.00	601,335.52	2,883,603.60	955,166.00	

			ENERGY EFFICIENCY	ED. TECH EQUIP ACT	PSCOC 20%	DEBT SERVICE	DEFERRED SICK LEAVE	ED TECH DEBT SERVICE	GRAND TOTAL ALL
			31800	31900	32100	41000	42000	43000	
Line 1	Total Cash Balance 06/30/2021	+OR-	0.00	1,541,615.97	0.00	14,964,118.16	0.00	3,750,424.40	124,545,440.31
Line 2	Current Year Revenue to Date <i>(Per OBMS Actuals Revenue Report)</i>	+	0.00	6,361.28	0.00	628,839.21	0.00	117,370.81	42,992,979.91
Line 3	Prior Year Warrants Voided	+	0.00	0.00	0.00	0.00	0.00	0.00	0.00
Line 4	Total Resources to Date for Current Year 09/30/2021	=	0.00	1,547,977.25	0.00	15,592,957.37	0.00	3,867,795.21	167,538,420.22
Line 5	Current Year Expenditures to Date <i>(Per OMBS Actuals Expenditure Report)</i>	-	0.00	(971,706.32)	0.00	(10,439,744.96)	0.00	(1,173.71)	(50,745,760.51)
Line 6	Permanent Cash Transfers/Reversions <i>*Provide Explanation on Last Page</i>	+OR-	0.00	0.00	0.00	0.00	0.00	0.00	(1,272.00)
Line 7	Total Cash	=	0.00	576,270.93	0.00	5,153,212.41	0.00	3,866,621.50	116,791,387.71
Other Reconciling Items									
Line 8	Payroll Liabilities <i>**Provide Explanation on Last Page</i>	+	0.00	0.00	0.00	0.00	0.00	0.00	3,627,285.13
Line 9	Adjustments <i>***Provide Explanation on Last Page</i>	+OR-	0.00	0.00	0.00	0.00	0.00	0.00	(1,964,857.89)
Line 10	Total Reconciled Cash Balance 09/30/2021	=	0.00	576,270.93	0.00	5,153,212.41	0.00	3,866,621.50	118,453,814.95
Line 11	Total Outstanding Loans <i>****Provide Explanation on Last Page</i>	+OR-	0.00	0.00	0.00	0.00	0.00	0.00	0.00
Line 12	Total Ending Cash 09/30/2021	=	0.00	576,270.93	0.00	5,153,212.41	0.00	3,866,621.50	118,453,814.95

School District: Gadsden Independent School District
 Charter Name:
 County: Dona Ana
 PED No.: 019-000

PED Cash Report for 2021-2022 Fiscal Year

Month/Quarter: M3/Q1
 Previous Year: 06/30/2021
 Report end date: 09/30/2021

**** OTHER RECONCILING ITEMS - PAYROLL LIABILITIES (LINE 8)**

Please identify all reconciling payroll liabilities per general ledger. Enter the fund number on the FUND column. Please provide an explicit explanation (to start a new line of text press Alt+Enter to insert a line break).

FUND	AMOUNT	Explicit Explanation	FUND	AMOUNT	Explicit Explanation	FUND	AMOUNT	Explicit Explanation
11000	3,064,030.19	Payroll liabilities due to outside agencies	27000	69,144.35	Payroll liabilities due to outside agencies	31701	0.00	
12000	0.00		28000	0.00		31703	0.00	
13000	1,561.65	Payroll liabilities due to outside agencies	29000	0.00		31800	0.00	
14000	0.00		31100	0.00		31900	0.00	
21000	112,091.63	Payroll liabilities due to outside agencies	31200	0.00		32100	0.00	
22000	0.00		31300	0.00		41000	0.00	
23000	76.38	Payroll liabilities due to outside agencies	31400	0.00		42000	0.00	
24000	333,404.35	Payroll liabilities due to outside agencies	31500	0.00		43000	0.00	
25000	37,981.86	Payroll liabilities due to outside agencies	31600	0.00				
26000	8,994.72	Payroll liabilities due to outside agencies	31700	0.00				
Total							3,627,285.13	

***** OTHER RECONCILING ITEMS - ADJUSTMENTS (LINE 9)**

Please identify all reconciling adjustments per general ledger. Enter the fund number on the FUND column. Please provide an explicit explanation (to start a new line of text press Alt+Enter to insert a line break).

FUND	AMOUNT	Explicit Explanation	FUND	AMOUNT	Explicit Explanation	FUND	AMOUNT	Explicit Explanation
11000	(1,964,661.11)	Workers Compensation Premium 20-21	27000	(196.78)	Accounts Payable	31701	0.00	
12000	0.00		28000	0.00		31703	0.00	
13000	0.00		29000	0.00		31800	0.00	
14000	0.00		31100	0.00		31900	0.00	
21000	0.00		31200	0.00		32100	0.00	
22000	0.00		31300	0.00		41000	0.00	
23000	0.00		31400	0.00		42000	0.00	
24000	0.00		31500	0.00		43000	0.00	
25000	0.00		31600	0.00				
26000	0.00		31700	0.00				
Total							(1,964,857.89)	

****** TOTAL OUTSTANDING LOANS (LINE 11)**

Please identify all outstanding loans per general ledger. Enter fund number on the FROM FUND and TO FUND columns. Please provide an explicit explanation (to start a new line of text press Alt+Enter to insert a line break).

FROM FUND	AMOUNT	TO FUND and Explicit Explanation	FROM FUND	AMOUNT	TO FUND and Explicit Explanation	FROM FUND	AMOUNT	TO FUND and Explicit Explanation
11000	(9,399,259.64)	24000, 27000, 31700 Temporary loan	27000	537,881.35	11000 Temporary loan		0.00	
	0.00			0.00			0.00	
	0.00			0.00			0.00	
	0.00			0.00			0.00	
	0.00			0.00			0.00	
	0.00			0.00			0.00	
	0.00			0.00			0.00	
24000	8,861,378.29	11000 Temporary loan		0.00			0.00	
	0.00			0.00			0.00	
	0.00		31700	0.00	11000 Temporary loan			
Total							0.00	OK

I, hereby, certify that the information contained in this cash report reconciles to the General Ledger.

 Signature of Licensed Business Manager

 Date

**Summary of Investments
As of September 30, 2021**

Uninsured / Uncollateralized Funds:

	Wells Fargo Bank			Bank of the West	First American Bank		BOK Financial	NMFA
	Deposit & Savings Accounts and CDs	Repo Accounts	Wells Fargo Trust Services	Deposit Account	Deposit Account	Repo Account	US Treasury	US Treasury
Deposits, CDs and Treasury Bills	53,174,415.33	17,915,353.28	-	9,019,833.91	399,983.99	25,166,666.14	3.92	14,814,185.87
Less FDIC insurance	500,000.00	-	-	250,000.00	250,000.00	-	-	-
Less investments in US Obligations	-	-	-	-	-	-	3.92	14,814,185.87
Uninsured public funds	52,674,415.33	17,915,353.28	-	8,769,833.91	149,983.99	25,166,666.14	-	-
50%/102% collateral requirement	26,337,207.67	18,273,660.35	-	4,384,916.96	74,992.00	25,669,999.46	-	-
Pledged Security - Market Value	28,134,157.50	18,273,661.50	-	10,347,722.00	-	25,853,052.86	-	-
Over (under) - Collateralized	1,796,949.84	1.16	-	5,962,805.05	108,061.40	-	-	-
Uninsured / Uncollateralized Funds	24,540,257.83	-	-	-	-	-	-	24,540,257.83

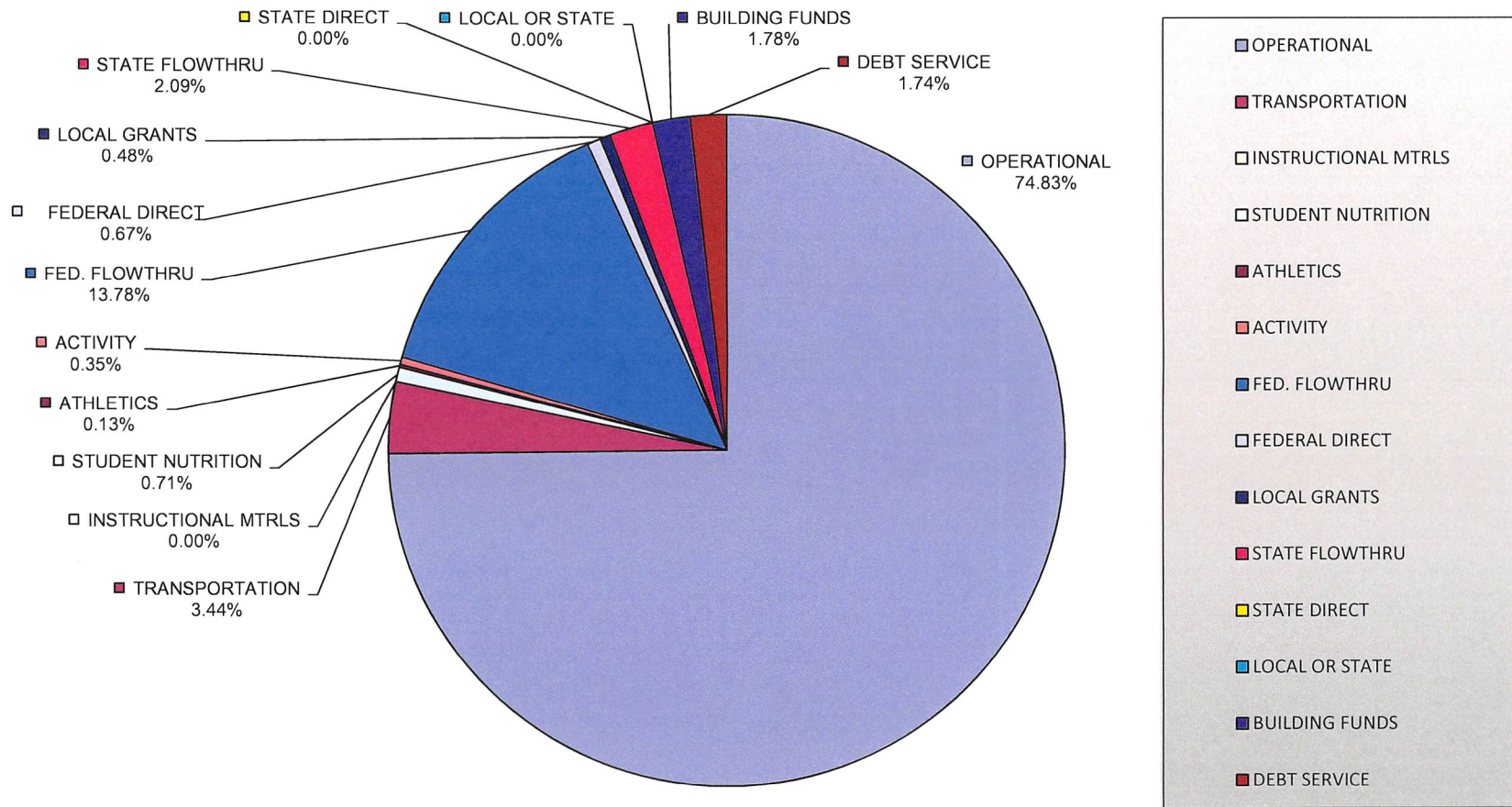
Investments in CDs:

Certificates of Deposit			
Account Name	Interest Rate	Maturity Date	Bank Balance
			\$ -

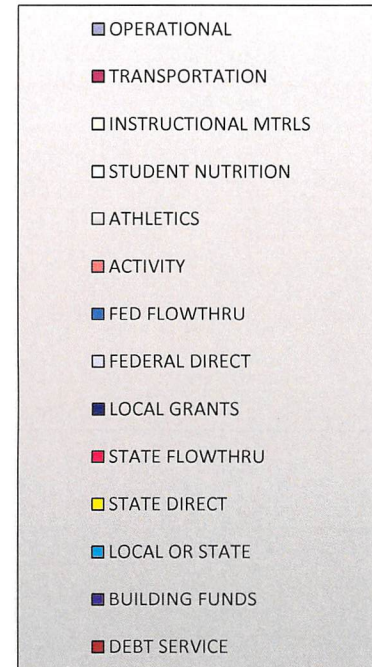
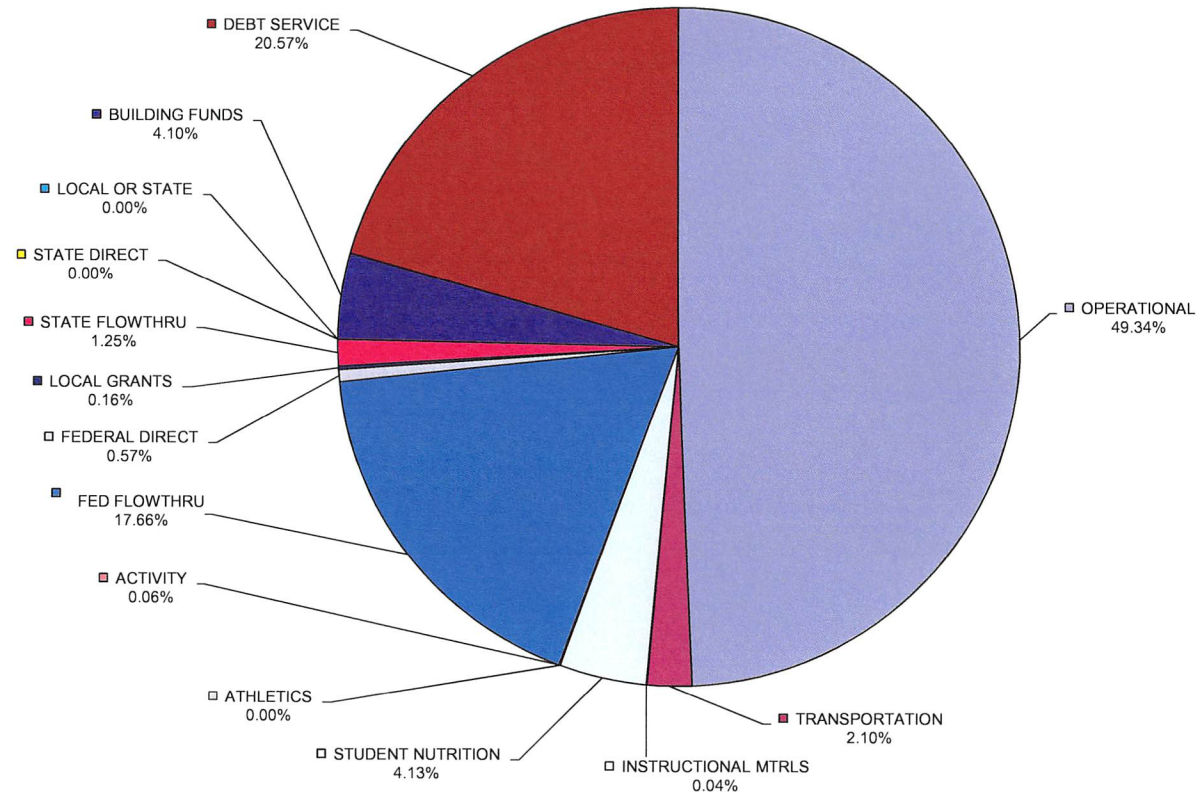
EXHIBIT A OUTSTANDING REIMBURSEMENTS

Fund	Description	Amount
21000	FOOD SERVICES	1,925,255.33
24101	TITLE I - IASA	1,364,300.94
24103	MIGRANT CHILDREN EDUCATION	4,180.65
24106	ENTITLEMENT IDEA-B	713,537.66
24109	PRESCHOOL IDEA-B	5,007.03
24145	STRIVING READERS COMPREHENSIVE READING INITIATIVE	61,593.83
24153	ENGLISH LANGUAGE ACQUISITION	43,630.46
24154	TEACHER/PRINCIPAL TRAINING & RECRUITING	155,071.95
24174	CARL D PERKINS SECONDARY - CURRENT	29,184.27
24175	CARL D PERKINS SECONDARY - PY UNLIQ. OBLIGATIONS	4,316.68
24176	CARL PERKINS REDISTRIBUTION	13,950.00
24189	TITLE IV-STUDENT SUPPORT AND ACADEMIC ENRICHMENT	24,199.60
24308	ESSER II	6,573,057.39
27149	PREK INITIATIVE	591,714.70
27183	NM GROWN FRESH FRUIT AND VEGETABLE	7,574.55
27502	NEXT GEN CTE	6,000.00
<i>Total Outstanding Reimbursements</i>		<u>11,522,575.04</u>

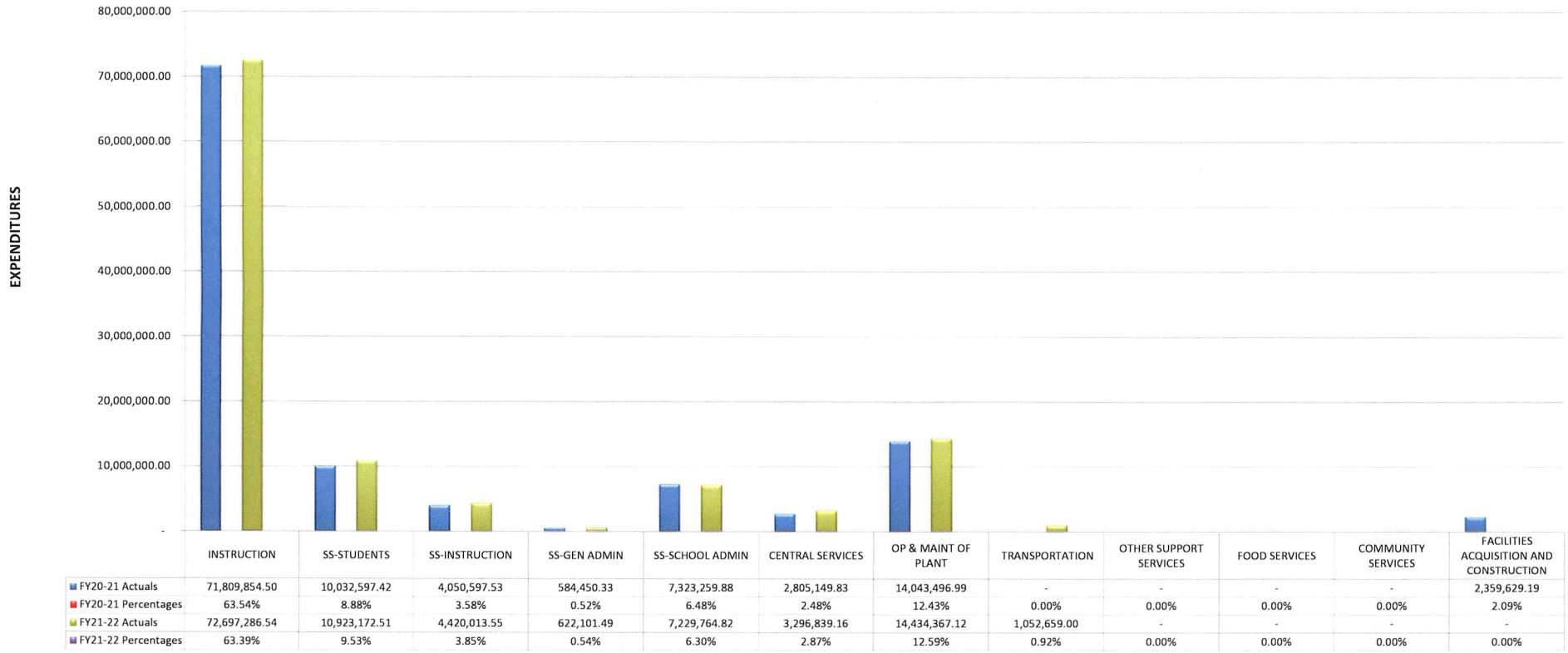
GISD 2021-22 REVENUES BY FUND SEPTEMBER 2021



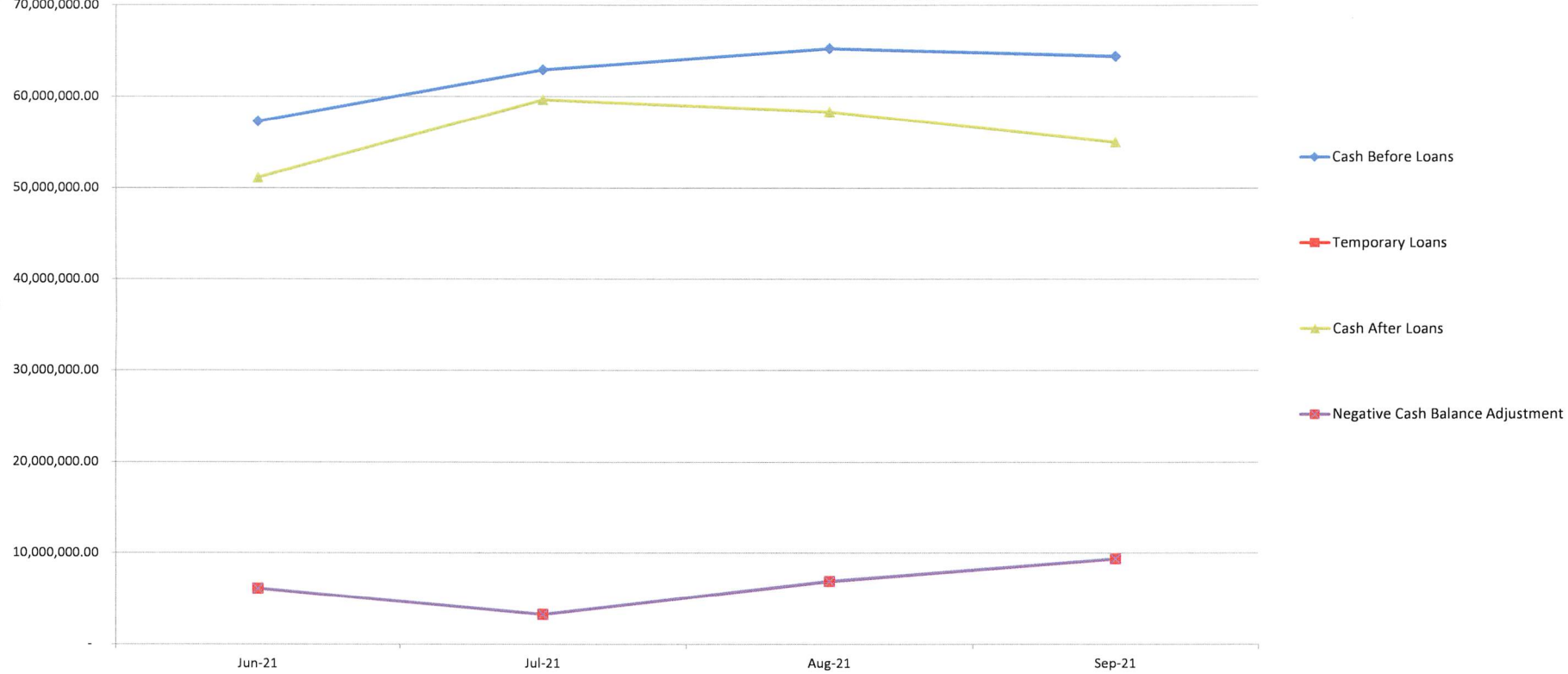
GISD 2021-22 EXPENDITURES BY FUND SEPTEMBER 2021



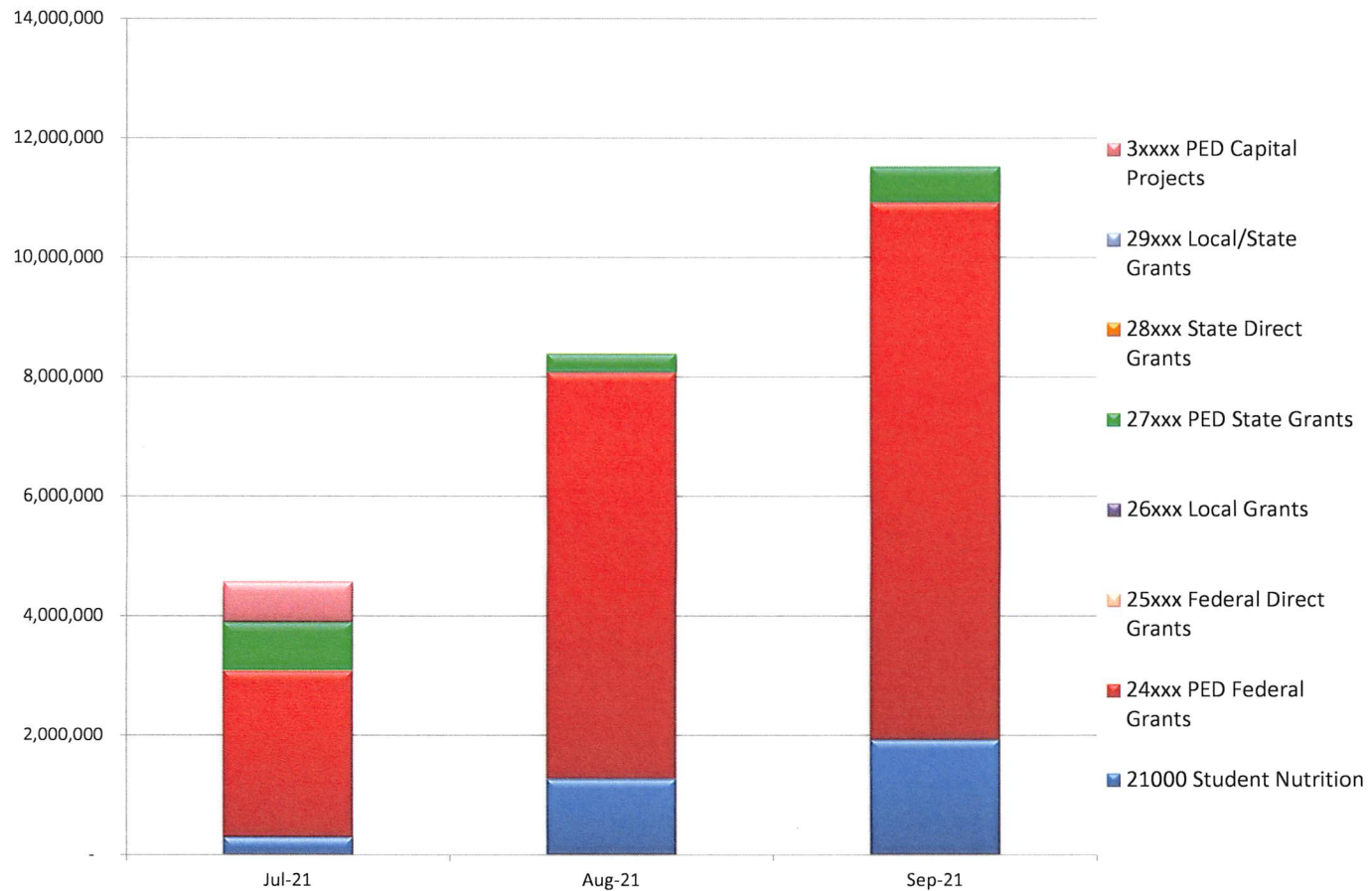
**OPERATIONAL FUND EXPENDITURES AND ENCUMBRANCES FOR SEPTEMBER 2021
COMPARED TO SEPTEMBER 2020**



**GISD 2021-22 Cash Balance / Temporary Loan Balance Trend
JUNE 2021 - SEPTEMBER 2021**



GISD 2021-22 Outstanding Reimbursements September 2021



	Jul-21	Aug-21	Sep-21
3xxxx PED Capital Projects	688,301	-	-
29xxx Local/State Grants	-	-	-
28xxx State Direct Grants	-	-	-
27xxx PED State Grants	805,372	309,161	605,289
26xxx Local Grants	-	-	-
25xxx Federal Direct Grants	200	-	-
24xxx PED Federal Grants	2,791,408	6,813,793	8,992,030
21000 Student Nutrition	296,213	1,268,988	1,925,255

Gadsden Independent Schools

Revenue Report - All Funds

From Date: 7/1/2021

To Date: 9/30/2021

Fiscal Year: 2021-2022

Include pre encumbrance

Print accounts with zero balance

Filter Encumbrance Detail by Date Range

Exclude inactive accounts with zero balance

Account Number	Description	Budget	Adjustments	GL Budget	Current	YTD	Balance	Encumbrance	Budget Bal	% Rem
11000.0000.41110.0000.000000.0000.00.0000	AD VALOREM TAXES - SCHOOL DISTRICT	(\$419,239.00)	\$0.00	(\$419,239.00)	(\$21,861.57)	(\$21,861.57)	(\$397,377.43)	\$0.00	(\$397,377.43)	94.79%
11000.0000.41500.0000.000000.0000.00.0000	INVESTMENT INCOME	(\$15,000.00)	\$0.00	(\$15,000.00)	(\$14,321.50)	(\$14,321.50)	(\$678.50)	\$0.00	(\$678.50)	4.52%
11000.0000.41702.0000.000000.0000.00.0000	FEES - EDUCATIONAL	\$0.00	\$0.00	\$0.00	(\$10,096.80)	(\$10,096.80)	\$10,096.80	\$0.00	\$10,096.80	0.00%
11000.0000.41705.0000.000000.0000.00.0000	FEES - USERS	\$0.00	\$0.00	\$0.00	(\$82.00)	(\$82.00)	\$82.00	\$0.00	\$82.00	0.00%
11000.0000.41910.0000.000000.0000.00.0000	RENTALS	(\$40,000.00)	\$0.00	(\$40,000.00)	(\$13,002.66)	(\$13,002.66)	(\$26,997.34)	\$0.00	(\$26,997.34)	67.49%
11000.0000.41953.0000.000000.0000.00.0000	INSURANCE RECOVERIES	\$0.00	\$0.00	\$0.00	(\$1,680.34)	(\$1,680.34)	\$1,680.34	\$0.00	\$1,680.34	0.00%
11000.0000.41980.0000.000000.0000.00.0000	REFUND OF PRIOR YEAR'S EXPENDITURES	\$0.00	\$0.00	\$0.00	(\$11,408.09)	(\$11,408.09)	\$11,408.09	\$0.00	\$11,408.09	0.00%
11000.0000.43101.0000.000000.0000.00.0000	STATE EQUALIZATION GUARANTEE	(\$127,684,565.00)	\$0.00	(\$127,684,565.00)	(\$31,921,141.33)	(\$31,921,141.33)	(\$95,763,423.67)	\$0.00	(\$95,763,423.67)	75.00%
11000.0000.43212.0000.000000.0000.00.0000	STATE FLOWTHROUGH - INDIRECT COSTS	\$0.00	\$0.00	\$0.00	(\$5,859.32)	(\$5,859.32)	\$5,859.32	\$0.00	\$5,859.32	0.00%
11000.0000.43213.0000.000000.0000.00.0000	OTHER GRANTS - INDIRECT COSTS	\$0.00	\$0.00	\$0.00	(\$1,131.78)	(\$1,131.78)	\$1,131.78	\$0.00	\$1,131.78	0.00%
11000.0000.43216.0000.000000.0000.00.0000	FEES - GOVERNMENTAL AGENCIES	(\$80,000.00)	\$0.00	(\$80,000.00)	(\$35,595.99)	(\$35,595.99)	(\$44,404.01)	\$0.00	(\$44,404.01)	55.51%
11000.0000.44107.0000.000000.0000.00.0000	FEDERAL DIRECT - INDIRECT COSTS	\$0.00	\$0.00	\$0.00	(\$3,975.77)	(\$3,975.77)	\$3,975.77	\$0.00	\$3,975.77	0.00%
11000.0000.44205.0000.000000.0000.00.0000	FEDERAL FLOWTHROUGH - INDIRECT COSTS	(\$155,000.00)	\$0.00	(\$155,000.00)	(\$121,777.23)	(\$121,777.23)	(\$33,222.77)	\$0.00	(\$33,222.77)	21.43%
11000.0000.46100.0000.000000.0000.00.0000	ACCESS BOARD (E-RATE)	\$0.00	\$0.00	\$0.00	(\$8,433.80)	(\$8,433.80)	\$8,433.80	\$0.00	\$8,433.80	0.00%
	Function: REVENUE/BALANCE SHEET - 0000	(\$128,393,804.00)	\$0.00	(\$128,393,804.00)	(\$32,170,368.18)	(\$32,170,368.18)	(\$96,223,435.82)	\$0.00	(\$96,223,435.82)	74.94%
	Fund: OPERATIONAL - 11000	(\$128,393,804.00)	\$0.00	(\$128,393,804.00)	(\$32,170,368.18)	(\$32,170,368.18)	(\$96,223,435.82)	\$0.00	(\$96,223,435.82)	74.94%
13000.0000.43206.0000.000000.0000.00.0000	TRANSPORTATION DISTRIBUTION	(\$5,429,876.00)	\$0.00	(\$5,429,876.00)	(\$1,480,875.00)	(\$1,480,875.00)	(\$3,949,001.00)	\$0.00	(\$3,949,001.00)	72.73%
	Function: REVENUE/BALANCE SHEET - 0000	(\$5,429,876.00)	\$0.00	(\$5,429,876.00)	(\$1,480,875.00)	(\$1,480,875.00)	(\$3,949,001.00)	\$0.00	(\$3,949,001.00)	72.73%
	Fund: PUPIL TRANSPORTATION - 13000	(\$5,429,876.00)	\$0.00	(\$5,429,876.00)	(\$1,480,875.00)	(\$1,480,875.00)	(\$3,949,001.00)	\$0.00	(\$3,949,001.00)	72.73%
14000.0000.41980.0000.000000.0000.00.0000	REFUND OF PRIOR YEAR'S EXPENDITURES	\$0.00	\$0.00	\$0.00	(\$50.18)	(\$50.18)	\$50.18	\$0.00	\$50.18	0.00%
	Function: REVENUE/BALANCE SHEET - 0000	\$0.00	\$0.00	\$0.00	(\$50.18)	(\$50.18)	\$50.18	\$0.00	\$50.18	0.00%
	Fund: INSTRUCTIONAL MATERIALS - 14000	\$0.00	\$0.00	\$0.00	(\$50.18)	(\$50.18)	\$50.18	\$0.00	\$50.18	0.00%
21000.0000.41500.0000.000000.0000.00.0000	INVESTMENT INCOME	(\$1,000.00)	\$0.00	(\$1,000.00)	\$0.00	\$0.00	(\$1,000.00)	\$0.00	(\$1,000.00)	100.00%
21000.0000.41603.0000.000000.0000.00.0000	FEES-ADULTS/FOOD SERVICES	(\$1,000.00)	\$0.00	(\$1,000.00)	(\$3,737.97)	(\$3,737.97)	\$2,737.97	\$0.00	\$2,737.97	-273.80%
21000.0000.41605.0000.000000.0000.00.0000	FEES - OTHER/FOOD SERVICES	(\$100,000.00)	\$0.00	(\$100,000.00)	(\$3,005.99)	(\$3,005.99)	(\$96,994.01)	\$0.00	(\$96,994.01)	96.99%
21000.0000.44500.0000.000000.0000.00.0000	RESTRICTED GRANTS-IN-AID FROM THE FEDERAL	(\$4,500,000.00)	\$0.00	(\$4,500,000.00)	(\$297,988.93)	(\$297,988.93)	(\$4,202,011.07)	\$0.00	(\$4,202,011.07)	93.38%
	Function: REVENUE/BALANCE SHEET - 0000	(\$4,602,000.00)	\$0.00	(\$4,602,000.00)	(\$304,732.89)	(\$304,732.89)	(\$4,297,267.11)	\$0.00	(\$4,297,267.11)	93.38%
	Fund: FOOD SERVICES - 21000	(\$4,602,000.00)	\$0.00	(\$4,602,000.00)	(\$304,732.89)	(\$304,732.89)	(\$4,297,267.11)	\$0.00	(\$4,297,267.11)	93.38%
22000.0000.41701.0000.000000.0000.00.0000	FEES - ACTIVITIES	\$0.00	\$0.00	\$0.00	(\$258.00)	(\$258.00)	\$258.00	\$0.00	\$258.00	0.00%
22000.0000.41705.0000.000000.0000.00.0000	FEES - USERS	(\$50,000.00)	\$0.00	(\$50,000.00)	(\$57,750.00)	(\$57,750.00)	\$7,750.00	\$0.00	\$7,750.00	-15.50%
	Function: REVENUE/BALANCE SHEET - 0000	(\$50,000.00)	\$0.00	(\$50,000.00)	(\$58,008.00)	(\$58,008.00)	\$8,008.00	\$0.00	\$8,008.00	-16.02%
	Fund: ATHLETICS - 22000	(\$50,000.00)	\$0.00	(\$50,000.00)	(\$58,008.00)	(\$58,008.00)	\$8,008.00	\$0.00	\$8,008.00	-16.02%

Gadsden Independent Schools

Revenue Report - All Funds

From Date: 7/1/2021

To Date: 9/30/2021

Fiscal Year: 2021-2022

Include pre encumbrance

Print accounts with zero balance

Filter Encumbrance Detail by Date Range

Exclude inactive accounts with zero balance

Account Number	Description	Budget	Adjustments	GL Budget	Current	YTD	Balance	Encumbrance	Budget Bal	% Rem
23000.0000.41701.0000.000000.0000.00.0000	FEES - ACTIVITIES	(\$50,000.00)	\$32,021.72	(\$17,978.28)	(\$108,642.75)	(\$108,642.75)	\$90,664.47	\$0.00	\$90,664.47	-504.30%
23000.0000.41705.0000.000000.0000.00.0000	FEES - USERS	\$0.00	\$0.00	\$0.00	(\$1,900.00)	(\$1,900.00)	\$1,900.00	\$0.00	\$1,900.00	0.00%
23000.0000.41920.0000.000000.0000.00.0000	CONTRIBUTIONS AND DONATIONS FROM PRIVATE	(\$15,000.00)	(\$32,021.72)	(\$47,021.72)	(\$38,699.11)	(\$38,699.11)	(\$8,322.61)	\$0.00	(\$8,322.61)	17.70%
	Function: REVENUE/BALANCE SHEET - 0000	(\$65,000.00)	\$0.00	(\$65,000.00)	(\$149,241.86)	(\$149,241.86)	\$84,241.86	\$0.00	\$84,241.86	-129.60%
	Fund: NON-INSTRUCTIONAL SUPPORT - 23000	(\$65,000.00)	\$0.00	(\$65,000.00)	(\$149,241.86)	(\$149,241.86)	\$84,241.86	\$0.00	\$84,241.86	-129.60%
24101.0000.44500.0000.000000.0000.00.0000	RESTRICTED GRANTS-IN-AID FROM THE FEDERAL	(\$9,272,020.00)	\$0.00	(\$9,272,020.00)	(\$2,078,460.91)	(\$2,078,460.91)	(\$7,193,559.09)	\$0.00	(\$7,193,559.09)	77.58%
	Function: REVENUE/BALANCE SHEET - 0000	(\$9,272,020.00)	\$0.00	(\$9,272,020.00)	(\$2,078,460.91)	(\$2,078,460.91)	(\$7,193,559.09)	\$0.00	(\$7,193,559.09)	77.58%
	Fund: TITLE I - IASA - 24101	(\$9,272,020.00)	\$0.00	(\$9,272,020.00)	(\$2,078,460.91)	(\$2,078,460.91)	(\$7,193,559.09)	\$0.00	(\$7,193,559.09)	77.58%
24103.0000.44500.0000.000000.0000.00.0000	RESTRICTED GRANTS-IN-AID FROM THE FEDERAL	(\$67,245.00)	\$0.00	(\$67,245.00)	(\$12,515.94)	(\$12,515.94)	(\$54,729.06)	\$0.00	(\$54,729.06)	81.39%
	Function: REVENUE/BALANCE SHEET - 0000	(\$67,245.00)	\$0.00	(\$67,245.00)	(\$12,515.94)	(\$12,515.94)	(\$54,729.06)	\$0.00	(\$54,729.06)	81.39%
	Fund: MIGRANT CHILDREN EDUCATION - 24103	(\$67,245.00)	\$0.00	(\$67,245.00)	(\$12,515.94)	(\$12,515.94)	(\$54,729.06)	\$0.00	(\$54,729.06)	81.39%
24106.0000.44500.0000.000000.0000.00.0000	RESTRICTED GRANTS-IN-AID FROM THE FEDERAL	(\$3,741,989.00)	\$0.00	(\$3,741,989.00)	(\$977,125.17)	(\$977,125.17)	(\$2,764,863.83)	\$0.00	(\$2,764,863.83)	73.89%
	Function: REVENUE/BALANCE SHEET - 0000	(\$3,741,989.00)	\$0.00	(\$3,741,989.00)	(\$977,125.17)	(\$977,125.17)	(\$2,764,863.83)	\$0.00	(\$2,764,863.83)	73.89%
	Fund: ENTITLEMENT IDEA-B - 24106	(\$3,741,989.00)	\$0.00	(\$3,741,989.00)	(\$977,125.17)	(\$977,125.17)	(\$2,764,863.83)	\$0.00	(\$2,764,863.83)	73.89%
24109.0000.44500.0000.000000.0000.00.0000	RESTRICTED GRANTS-IN-AID FROM THE FEDERAL	(\$98,224.00)	\$0.00	(\$98,224.00)	(\$2,623.38)	(\$2,623.38)	(\$95,600.62)	\$0.00	(\$95,600.62)	97.33%
	Function: REVENUE/BALANCE SHEET - 0000	(\$98,224.00)	\$0.00	(\$98,224.00)	(\$2,623.38)	(\$2,623.38)	(\$95,600.62)	\$0.00	(\$95,600.62)	97.33%
	Fund: PRESCHOOL IDEA-B - 24109	(\$98,224.00)	\$0.00	(\$98,224.00)	(\$2,623.38)	(\$2,623.38)	(\$95,600.62)	\$0.00	(\$95,600.62)	97.33%
24145.0000.44500.0000.000000.0000.00.0000	RESTRICTED GRANTS-IN-AID FROM THE FEDERAL	(\$500,000.00)	\$0.00	(\$500,000.00)	(\$166,775.68)	(\$166,775.68)	(\$333,224.32)	\$0.00	(\$333,224.32)	66.64%
	Function: REVENUE/BALANCE SHEET - 0000	(\$500,000.00)	\$0.00	(\$500,000.00)	(\$166,775.68)	(\$166,775.68)	(\$333,224.32)	\$0.00	(\$333,224.32)	66.64%
	IVING READERS COMPREHENSIVE READING INITIATIVE - 24145	(\$500,000.00)	\$0.00	(\$500,000.00)	(\$166,775.68)	(\$166,775.68)	(\$333,224.32)	\$0.00	(\$333,224.32)	66.64%
24153.0000.44500.0000.000000.0000.00.0000	RESTRICTED GRANTS-IN-AID FROM THE FEDERAL	(\$418,985.00)	\$0.00	(\$418,985.00)	(\$94,731.05)	(\$94,731.05)	(\$324,253.95)	\$0.00	(\$324,253.95)	77.39%
	Function: REVENUE/BALANCE SHEET - 0000	(\$418,985.00)	\$0.00	(\$418,985.00)	(\$94,731.05)	(\$94,731.05)	(\$324,253.95)	\$0.00	(\$324,253.95)	77.39%
	Fund: ENGLISH LANGUAGE ACQUISITION - 24153	(\$418,985.00)	\$0.00	(\$418,985.00)	(\$94,731.05)	(\$94,731.05)	(\$324,253.95)	\$0.00	(\$324,253.95)	77.39%
24154.0000.44500.0000.000000.0000.00.0000	RESTRICTED GRANTS-IN-AID FROM THE FEDERAL	(\$929,133.00)	\$0.00	(\$929,133.00)	(\$196,366.34)	(\$196,366.34)	(\$732,766.66)	\$0.00	(\$732,766.66)	78.87%
	Function: REVENUE/BALANCE SHEET - 0000	(\$929,133.00)	\$0.00	(\$929,133.00)	(\$196,366.34)	(\$196,366.34)	(\$732,766.66)	\$0.00	(\$732,766.66)	78.87%
	Fund: TEACHER/PRINCIPAL TRAINING & RECRUITING - 24154	(\$929,133.00)	\$0.00	(\$929,133.00)	(\$196,366.34)	(\$196,366.34)	(\$732,766.66)	\$0.00	(\$732,766.66)	78.87%
24163.0000.44500.0000.000000.0000.00.0000	RESTRICTED GRANTS-IN-AID FROM THE FEDERAL	\$0.00	\$0.00	\$0.00	(\$1,200.00)	(\$1,200.00)	\$1,200.00	\$0.00	\$1,200.00	0.00%
	Function: REVENUE/BALANCE SHEET - 0000	\$0.00	\$0.00	\$0.00	(\$1,200.00)	(\$1,200.00)	\$1,200.00	\$0.00	\$1,200.00	0.00%
	Fund: IMMIGRANT FUNDING - TITLE III - 24163	\$0.00	\$0.00	\$0.00	(\$1,200.00)	(\$1,200.00)	\$1,200.00	\$0.00	\$1,200.00	0.00%

Gadsden Independent Schools

Revenue Report - All Funds

From Date: 7/1/2021

To Date: 9/30/2021

Fiscal Year: 2021-2022

- Include pre encumbrance Print accounts with zero balance Filter Encumbrance Detail by Date Range
 Exclude inactive accounts with zero balance

Account Number	Description	Budget	Adjustments	GL Budget	Current	YTD	Balance	Encumbrance	Budget Bal	% Rem
24174.0000.44500.0000.000000.0000.00.0000	RESTRICTED GRANTS-IN-AID FROM THE FEDERAL	(\$276,163.00)	\$0.00	(\$276,163.00)	(\$67,383.10)	(\$67,383.10)	(\$208,779.90)	\$0.00	(\$208,779.90)	75.60%
	Function: REVENUE/BALANCE SHEET - 0000	(\$276,163.00)	\$0.00	(\$276,163.00)	(\$67,383.10)	(\$67,383.10)	(\$208,779.90)	\$0.00	(\$208,779.90)	75.60%
	Fund: CARL D PERKINS SECONDARY - CURRENT - 24174	(\$276,163.00)	\$0.00	(\$276,163.00)	(\$67,383.10)	(\$67,383.10)	(\$208,779.90)	\$0.00	(\$208,779.90)	75.60%
24175.0000.44500.0000.000000.0000.00.0000	RESTRICTED GRANTS-IN-AID FROM THE FEDERAL	(\$4,317.00)	\$0.00	(\$4,317.00)	\$0.00	\$0.00	(\$4,317.00)	\$0.00	(\$4,317.00)	100.00%
	Function: REVENUE/BALANCE SHEET - 0000	(\$4,317.00)	\$0.00	(\$4,317.00)	\$0.00	\$0.00	(\$4,317.00)	\$0.00	(\$4,317.00)	100.00%
	ARL D PERKINS SECONDARY - PY UNLIQ. OBLIGATIONS - 24175	(\$4,317.00)	\$0.00	(\$4,317.00)	\$0.00	\$0.00	(\$4,317.00)	\$0.00	(\$4,317.00)	100.00%
24176.0000.44500.0000.000000.0000.00.0000	RESTRICTED GRANTS-IN-AID FROM THE FEDERAL	(\$14,075.00)	\$0.00	(\$14,075.00)	(\$1,300.00)	(\$1,300.00)	(\$12,775.00)	\$0.00	(\$12,775.00)	90.76%
	Function: REVENUE/BALANCE SHEET - 0000	(\$14,075.00)	\$0.00	(\$14,075.00)	(\$1,300.00)	(\$1,300.00)	(\$12,775.00)	\$0.00	(\$12,775.00)	90.76%
	Fund: CARL PERKINS REDISTRIBUTION - 24176	(\$14,075.00)	\$0.00	(\$14,075.00)	(\$1,300.00)	(\$1,300.00)	(\$12,775.00)	\$0.00	(\$12,775.00)	90.76%
24189.0000.44500.0000.000000.0000.00.0000	RESTRICTED GRANTS-IN-AID FROM THE FEDERAL	(\$679,662.00)	\$0.00	(\$679,662.00)	(\$423,355.97)	(\$423,355.97)	(\$256,306.03)	\$0.00	(\$256,306.03)	37.71%
	REVENUE-CARRYOVER	(\$848,493.00)	\$0.00	(\$848,493.00)	\$0.00	\$0.00	(\$848,493.00)	\$0.00	(\$848,493.00)	100.00%
	Function: REVENUE/BALANCE SHEET - 0000	(\$1,528,155.00)	\$0.00	(\$1,528,155.00)	(\$423,355.97)	(\$423,355.97)	(\$1,104,799.03)	\$0.00	(\$1,104,799.03)	72.30%
	E IV-STUDENT SUPPORT AND ACADEMIC ENRICHMENT - 24189	(\$1,528,155.00)	\$0.00	(\$1,528,155.00)	(\$423,355.97)	(\$423,355.97)	(\$1,104,799.03)	\$0.00	(\$1,104,799.03)	72.30%
24301.0000.44500.0000.000000.0000.00.0000	RESTRICTED GRANTS-IN-AID FROM THE FEDERAL	\$0.00	\$0.00	\$0.00	(\$956,578.18)	(\$956,578.18)	\$956,578.18	\$0.00	\$956,578.18	0.00%
	Function: REVENUE/BALANCE SHEET - 0000	\$0.00	\$0.00	\$0.00	(\$956,578.18)	(\$956,578.18)	\$956,578.18	\$0.00	\$956,578.18	0.00%
	Fund: CARES FUND - 24301	\$0.00	\$0.00	\$0.00	(\$956,578.18)	(\$956,578.18)	\$956,578.18	\$0.00	\$956,578.18	0.00%
24306.0000.44500.0000.000000.0000.00.0000	RESTRICTED GRANTS-IN-AID FROM THE FEDERAL	\$0.00	\$0.00	\$0.00	(\$303,450.54)	(\$303,450.54)	\$303,450.54	\$0.00	\$303,450.54	0.00%
	Function: REVENUE/BALANCE SHEET - 0000	\$0.00	\$0.00	\$0.00	(\$303,450.54)	(\$303,450.54)	\$303,450.54	\$0.00	\$303,450.54	0.00%
	Fund: CARES Act/GREE - Hepa Filters - 24306	\$0.00	\$0.00	\$0.00	(\$303,450.54)	(\$303,450.54)	\$303,450.54	\$0.00	\$303,450.54	0.00%
24308.0000.44500.0000.000000.0000.00.0000	RESTRICTED GRANTS-IN-AID FROM THE FEDERAL	(\$31,462,964.00)	\$0.00	(\$31,462,964.00)	(\$642,057.67)	(\$642,057.67)	(\$30,820,906.33)	\$0.00	(\$30,820,906.33)	97.96%
	Function: REVENUE/BALANCE SHEET - 0000	(\$31,462,964.00)	\$0.00	(\$31,462,964.00)	(\$642,057.67)	(\$642,057.67)	(\$30,820,906.33)	\$0.00	(\$30,820,906.33)	97.96%
	Fund: ESSER II - 24308	(\$31,462,964.00)	\$0.00	(\$31,462,964.00)	(\$642,057.67)	(\$642,057.67)	(\$30,820,906.33)	\$0.00	(\$30,820,906.33)	97.96%
25153.0000.44301.0000.000000.0000.00.0000	OTHER RESTRICTED GRANTS - FEDERAL DIRECT	(\$1,000,000.00)	\$0.00	(\$1,000,000.00)	(\$287,543.68)	(\$287,543.68)	(\$712,456.32)	\$0.00	(\$712,456.32)	71.25%
	Function: REVENUE/BALANCE SHEET - 0000	(\$1,000,000.00)	\$0.00	(\$1,000,000.00)	(\$287,543.68)	(\$287,543.68)	(\$712,456.32)	\$0.00	(\$712,456.32)	71.25%
	Fund: TITLE XIX MEDICAID 3/21 YEARS - 25153	(\$1,000,000.00)	\$0.00	(\$1,000,000.00)	(\$287,543.68)	(\$287,543.68)	(\$712,456.32)	\$0.00	(\$712,456.32)	71.25%
26204.0000.41921.0000.000000.0000.00.0000	INSTRUCTIONAL - CATEGORICAL	\$0.00	\$0.00	\$0.00	(\$207,234.70)	(\$207,234.70)	\$207,234.70	\$0.00	\$207,234.70	0.00%
	Function: REVENUE/BALANCE SHEET - 0000	\$0.00	\$0.00	\$0.00	(\$207,234.70)	(\$207,234.70)	\$207,234.70	\$0.00	\$207,234.70	0.00%
	Fund: SPACEPORT GRT GRANT - 26204	\$0.00	\$0.00	\$0.00	(\$207,234.70)	(\$207,234.70)	\$207,234.70	\$0.00	\$207,234.70	0.00%

Gadsden Independent Schools

Revenue Report - All Funds

From Date: 7/1/2021

To Date: 9/30/2021

Fiscal Year: 2021-2022

- Include pre encumbrance Print accounts with zero balance Filter Encumbrance Detail by Date Range
 Exclude inactive accounts with zero balance

Account Number	Description	Budget	Adjustments	GL Budget	Current	YTD	Balance	Encumbrance	Budget Bal	% Rem
27107.0000.43202.0000.000000.0000.00.0000	RESTRICTED GRANTS - STATE SOURCES	(\$99,370.00)	\$0.00	(\$99,370.00)	\$0.00	\$0.00	(\$99,370.00)	\$0.00	(\$99,370.00)	100.00%
27107.0000.43204.0000.000000.0000.00.0000	RESTRICTED GRANTS-STATE PY BALANCES	\$0.00	\$0.00	\$0.00	(\$18,124.43)	(\$18,124.43)	\$18,124.43	\$0.00	\$18,124.43	0.00%
	Function: REVENUE/BALANCE SHEET - 0000	(\$99,370.00)	\$0.00	(\$99,370.00)	(\$18,124.43)	(\$18,124.43)	(\$81,245.57)	\$0.00	(\$81,245.57)	81.76%
	Fund: 2012 GO BOND STUDENT LIBRARY - 27107	(\$99,370.00)	\$0.00	(\$99,370.00)	(\$18,124.43)	(\$18,124.43)	(\$81,245.57)	\$0.00	(\$81,245.57)	81.76%
27149.0000.43202.0000.000000.0000.00.0000	RESTRICTED GRANTS - STATE SOURCES	(\$3,400,000.00)	\$0.00	(\$3,400,000.00)	(\$862,825.83)	(\$862,825.83)	(\$2,537,174.17)	\$0.00	(\$2,537,174.17)	74.62%
	Function: REVENUE/BALANCE SHEET - 0000	(\$3,400,000.00)	\$0.00	(\$3,400,000.00)	(\$862,825.83)	(\$862,825.83)	(\$2,537,174.17)	\$0.00	(\$2,537,174.17)	74.62%
	Fund: PREK INITIATIVE - 27149	(\$3,400,000.00)	\$0.00	(\$3,400,000.00)	(\$862,825.83)	(\$862,825.83)	(\$2,537,174.17)	\$0.00	(\$2,537,174.17)	74.62%
27183.0000.43202.0000.000000.0000.00.0000	RESTRICTED GRANTS - STATE SOURCES	(\$13,000.00)	\$0.00	(\$13,000.00)	\$0.00	\$0.00	(\$13,000.00)	\$0.00	(\$13,000.00)	100.00%
	Function: REVENUE/BALANCE SHEET - 0000	(\$13,000.00)	\$0.00	(\$13,000.00)	\$0.00	\$0.00	(\$13,000.00)	\$0.00	(\$13,000.00)	100.00%
	Fund: NM GROWN FRESH FRUIT AND VEGETABLE - 27183	(\$13,000.00)	\$0.00	(\$13,000.00)	\$0.00	\$0.00	(\$13,000.00)	\$0.00	(\$13,000.00)	100.00%
27502.0000.43202.0000.000000.0000.00.0000	RESTRICTED GRANTS - STATE SOURCES	(\$61,755.00)	\$0.00	(\$61,755.00)	(\$3,772.94)	(\$3,772.94)	(\$57,982.06)	\$0.00	(\$57,982.06)	93.89%
	Function: REVENUE/BALANCE SHEET - 0000	(\$61,755.00)	\$0.00	(\$61,755.00)	(\$3,772.94)	(\$3,772.94)	(\$57,982.06)	\$0.00	(\$57,982.06)	93.89%
	Fund: NEXT GEN CTE - 27502	(\$61,755.00)	\$0.00	(\$61,755.00)	(\$3,772.94)	(\$3,772.94)	(\$57,982.06)	\$0.00	(\$57,982.06)	93.89%
27539.0000.43202.0000.000000.0000.00.0000	RESTRICTED GRANTS - STATE SOURCES	\$0.00	\$0.00	\$0.00	(\$3,059.55)	(\$3,059.55)	\$3,059.55	\$0.00	\$3,059.55	0.00%
	Function: REVENUE/BALANCE SHEET - 0000	\$0.00	\$0.00	\$0.00	(\$3,059.55)	(\$3,059.55)	\$3,059.55	\$0.00	\$3,059.55	0.00%
	Fund: ELEMENTARY SCHOOL SUPPORT - 27539	\$0.00	\$0.00	\$0.00	(\$3,059.55)	(\$3,059.55)	\$3,059.55	\$0.00	\$3,059.55	0.00%
27545.0000.43202.0000.000000.0000.00.0000	RESTRICTED GRANTS - STATE SOURCES	\$0.00	\$0.00	\$0.00	(\$10,225.40)	(\$10,225.40)	\$10,225.40	\$0.00	\$10,225.40	0.00%
	Function: REVENUE/BALANCE SHEET - 0000	\$0.00	\$0.00	\$0.00	(\$10,225.40)	(\$10,225.40)	\$10,225.40	\$0.00	\$10,225.40	0.00%
	Fund: EXTRACURRICULAR ACTIVITY/FIELD TRIP COSTS - 27545	\$0.00	\$0.00	\$0.00	(\$10,225.40)	(\$10,225.40)	\$10,225.40	\$0.00	\$10,225.40	0.00%
29135.0000.41280.0000.000000.0000.00.0000	REVENUE IN LIEU OF TAXES - OTHER LOCAL GOVERNMENTA	(\$60,000.00)	\$0.00	(\$60,000.00)	\$0.00	\$0.00	(\$60,000.00)	\$0.00	(\$60,000.00)	100.00%
	Function: REVENUE/BALANCE SHEET - 0000	(\$60,000.00)	\$0.00	(\$60,000.00)	\$0.00	\$0.00	(\$60,000.00)	\$0.00	(\$60,000.00)	100.00%
	Fund: IND REV BONDS PILOT - 29135	(\$60,000.00)	\$0.00	(\$60,000.00)	\$0.00	\$0.00	(\$60,000.00)	\$0.00	(\$60,000.00)	100.00%
31100.0000.41500.0000.000000.0000.00.0000	INVESTMENT INCOME	(\$20,000.00)	\$0.00	(\$20,000.00)	(\$8,193.69)	(\$8,193.69)	(\$11,806.31)	\$0.00	(\$11,806.31)	59.03%
31100.0000.45110.0000.000000.0000.00.0000	BOND PRINCIPAL	(\$9,500,000.00)	\$0.00	(\$9,500,000.00)	\$0.00	\$0.00	(\$9,500,000.00)	\$0.00	(\$9,500,000.00)	100.00%
	Function: REVENUE/BALANCE SHEET - 0000	(\$9,520,000.00)	\$0.00	(\$9,520,000.00)	(\$8,193.69)	(\$8,193.69)	(\$9,511,806.31)	\$0.00	(\$9,511,806.31)	99.91%
	Fund: BOND BUILDING - 31100	(\$9,520,000.00)	\$0.00	(\$9,520,000.00)	(\$8,193.69)	(\$8,193.69)	(\$9,511,806.31)	\$0.00	(\$9,511,806.31)	99.91%
31400.0000.43202.0000.000000.0000.00.0000	RESTRICTED GRANTS - STATE SOURCES	(\$50,000.00)	\$0.00	(\$50,000.00)	\$0.00	\$0.00	(\$50,000.00)	\$0.00	(\$50,000.00)	100.00%
	Function: REVENUE/BALANCE SHEET - 0000	(\$50,000.00)	\$0.00	(\$50,000.00)	\$0.00	\$0.00	(\$50,000.00)	\$0.00	(\$50,000.00)	100.00%
	Fund: SPECIAL CAPITAL OUTLAY-STATE - 31400	(\$50,000.00)	\$0.00	(\$50,000.00)	\$0.00	\$0.00	(\$50,000.00)	\$0.00	(\$50,000.00)	100.00%

Gadsden Independent Schools

Revenue Report - All Funds

From Date: 7/1/2021

To Date: 9/30/2021

Fiscal Year: 2021-2022

Include pre encumbrance

Print accounts with zero balance

Filter Encumbrance Detail by Date Range

Exclude inactive accounts with zero balance

Account Number	Description	Budget	Adjustments	GL Budget	Current	YTD	Balance	Encumbrance	Budget Bal	% Rem
31700.0000.43204.0000.000000.0000.00.0000	RESTRICTED GRANTS-STATE PY BALANCES	\$0.00	\$0.00	\$0.00	(\$647,781.18)	(\$647,781.18)	\$647,781.18	\$0.00	\$647,781.18	0.00%
	Function: REVENUE/BALANCE SHEET - 0000	\$0.00	\$0.00	\$0.00	(\$647,781.18)	(\$647,781.18)	\$647,781.18	\$0.00	\$647,781.18	0.00%
	Fund: CAPITAL IMPROVEMENTS SB-9 (STATE MATCH) - 31700	\$0.00	\$0.00	\$0.00	(\$647,781.18)	(\$647,781.18)	\$647,781.18	\$0.00	\$647,781.18	0.00%
31701.0000.41110.0000.000000.0000.00.0000	AD VALOREM TAXES - SCHOOL DISTRICT	(\$2,118,883.00)	\$0.00	(\$2,118,883.00)	(\$104,447.17)	(\$104,447.17)	(\$2,014,435.83)	\$0.00	(\$2,014,435.83)	95.07%
	Function: REVENUE/BALANCE SHEET - 0000	(\$2,118,883.00)	\$0.00	(\$2,118,883.00)	(\$104,447.17)	(\$104,447.17)	(\$2,014,435.83)	\$0.00	(\$2,014,435.83)	95.07%
	Fund: CAPITAL IMPROVEMENTS SB-9 (LOCAL) - 31701	(\$2,118,883.00)	\$0.00	(\$2,118,883.00)	(\$104,447.17)	(\$104,447.17)	(\$2,014,435.83)	\$0.00	(\$2,014,435.83)	95.07%
31703.0000.43202.0000.000000.0000.00.0000	RESTRICTED GRANTS - STATE SOURCES	(\$2,838,239.00)	\$0.00	(\$2,838,239.00)	\$0.00	\$0.00	(\$2,838,239.00)	\$0.00	(\$2,838,239.00)	100.00%
	Function: REVENUE/BALANCE SHEET - 0000	(\$2,838,239.00)	\$0.00	(\$2,838,239.00)	\$0.00	\$0.00	(\$2,838,239.00)	\$0.00	(\$2,838,239.00)	100.00%
	Fund: SB9 STATE MATCH CASH - 31703	(\$2,838,239.00)	\$0.00	(\$2,838,239.00)	\$0.00	\$0.00	(\$2,838,239.00)	\$0.00	(\$2,838,239.00)	100.00%
31900.0000.41500.0000.000000.0000.00.0000	INVESTMENT INCOME	\$0.00	\$0.00	\$0.00	(\$10.93)	(\$10.93)	\$10.93	\$0.00	\$10.93	0.00%
31900.0000.41980.0000.000000.0000.00.0000	REFUND OF PRIOR YEAR'S EXPENDITURES	\$0.00	\$0.00	\$0.00	(\$3,402.35)	(\$3,402.35)	\$3,402.35	\$0.00	\$3,402.35	0.00%
31900.0000.45110.0000.000000.0000.00.0000	BOND PRINCIPAL	(\$2,000,000.00)	\$0.00	(\$2,000,000.00)	(\$2,948.00)	(\$2,948.00)	(\$1,997,052.00)	\$0.00	(\$1,997,052.00)	99.85%
	Function: REVENUE/BALANCE SHEET - 0000	(\$2,000,000.00)	\$0.00	(\$2,000,000.00)	(\$6,361.28)	(\$6,361.28)	(\$1,993,638.72)	\$0.00	(\$1,993,638.72)	99.68%
	Fund: ED. TECHNOLOGY EQUIPMENT ACT - 31900	(\$2,000,000.00)	\$0.00	(\$2,000,000.00)	(\$6,361.28)	(\$6,361.28)	(\$1,993,638.72)	\$0.00	(\$1,993,638.72)	99.68%
41000.0000.41110.0000.000000.0000.00.0000	AD VALOREM TAXES - SCHOOL DISTRICT	(\$12,764,152.00)	\$0.00	(\$12,764,152.00)	(\$628,839.21)	(\$628,839.21)	(\$12,135,312.79)	\$0.00	(\$12,135,312.79)	95.07%
	Function: REVENUE/BALANCE SHEET - 0000	(\$12,764,152.00)	\$0.00	(\$12,764,152.00)	(\$628,839.21)	(\$628,839.21)	(\$12,135,312.79)	\$0.00	(\$12,135,312.79)	95.07%
	Fund: DEBT SERVICES - 41000	(\$12,764,152.00)	\$0.00	(\$12,764,152.00)	(\$628,839.21)	(\$628,839.21)	(\$12,135,312.79)	\$0.00	(\$12,135,312.79)	95.07%
43000.0000.41110.0000.000000.0000.00.0000	AD VALOREM TAXES - SCHOOL DISTRICT	(\$2,364,673.00)	\$0.00	(\$2,364,673.00)	(\$117,370.81)	(\$117,370.81)	(\$2,247,302.19)	\$0.00	(\$2,247,302.19)	95.04%
	Function: REVENUE/BALANCE SHEET - 0000	(\$2,364,673.00)	\$0.00	(\$2,364,673.00)	(\$117,370.81)	(\$117,370.81)	(\$2,247,302.19)	\$0.00	(\$2,247,302.19)	95.04%
	Fund: TOTAL ED. TECH. DEBT SERVICE SUBFUND - 43000	(\$2,364,673.00)	\$0.00	(\$2,364,673.00)	(\$117,370.81)	(\$117,370.81)	(\$2,247,302.19)	\$0.00	(\$2,247,302.19)	95.04%
Grand Total:		(\$223,144,022.00)	\$0.00	(\$223,144,022.00)	(\$42,992,979.91)	(\$42,992,979.91)	(\$180,151,042.09)	\$0.00	(\$180,151,042.09)	80.73%

End of Report

Gadsden Independent Schools

BUDGET AND EXP REPORT-FUND TOTALS

From Date: 7/1/2021

To Date: 9/30/2021

Fiscal Year: 2021-2022

Include pre encumbrance

Print accounts with zero balance

Filter Encumbrance Detail by Date Range

Exclude inactive accounts with zero balance

Account Number	Description	Budget	Adjustments	GL Budget	Current	YTD	Balance	Encumbrance	Budget Bal	% Rem
11000.0000.00000.0000.000000.0000.00.0000	SUMMARY	\$176,198,148.00	\$0.00	\$176,198,148.00	\$25,038,284.66	\$25,038,284.66	\$151,159,863.34	\$89,637,919.53	\$61,521,943.81	34.92%
	Fund: OPERATIONAL - 11000	\$176,198,148.00	\$0.00	\$176,198,148.00	\$25,038,284.66	\$25,038,284.66	\$151,159,863.34	\$89,637,919.53	\$61,521,943.81	34.92%
13000.0000.00000.0000.000000.0000.00.0000	SUMMARY	\$5,429,876.00	\$0.00	\$5,429,876.00	\$1,067,720.23	\$1,067,720.23	\$4,362,155.77	\$4,259,199.48	\$102,956.29	1.90%
	Fund: PUPIL TRANSPORTATION - 13000	\$5,429,876.00	\$0.00	\$5,429,876.00	\$1,067,720.23	\$1,067,720.23	\$4,362,155.77	\$4,259,199.48	\$102,956.29	1.90%
14000.0000.00000.0000.000000.0000.00.0000	SUMMARY	\$99,176.00	\$0.00	\$99,176.00	\$22,045.29	\$22,045.29	\$77,130.71	\$49,997.00	\$27,133.71	27.36%
	Fund: INSTRUCTIONAL MATERIALS - 14000	\$99,176.00	\$0.00	\$99,176.00	\$22,045.29	\$22,045.29	\$77,130.71	\$49,997.00	\$27,133.71	27.36%
21000.0000.00000.0000.000000.0000.00.0000	SUMMARY	\$11,806,440.00	\$0.00	\$11,806,440.00	\$2,094,396.68	\$2,094,396.68	\$9,712,043.32	\$6,582,045.40	\$3,129,997.92	26.51%
	Fund: FOOD SERVICES - 21000	\$11,806,440.00	\$0.00	\$11,806,440.00	\$2,094,396.68	\$2,094,396.68	\$9,712,043.32	\$6,582,045.40	\$3,129,997.92	26.51%
22000.0000.00000.0000.000000.0000.00.0000	SUMMARY	\$1,089,368.00	\$0.00	\$1,089,368.00	\$1,754.90	\$1,754.90	\$1,087,613.10	\$0.00	\$1,087,613.10	99.84%
	Fund: ATHLETICS - 22000	\$1,089,368.00	\$0.00	\$1,089,368.00	\$1,754.90	\$1,754.90	\$1,087,613.10	\$0.00	\$1,087,613.10	99.84%
23000.0000.00000.0000.000000.0000.00.0000	SUMMARY	\$785,295.00	\$0.00	\$785,295.00	\$30,911.71	\$30,911.71	\$754,383.29	\$39,246.96	\$715,136.33	91.07%
	Fund: NON-INSTRUCTIONAL SUPPORT - 23000	\$785,295.00	\$0.00	\$785,295.00	\$30,911.71	\$30,911.71	\$754,383.29	\$39,246.96	\$715,136.33	91.07%
24101.0000.00000.0000.000000.0000.00.0000	SUMMARY	\$9,272,020.00	\$0.00	\$9,272,020.00	\$1,364,409.30	\$1,364,409.30	\$7,907,610.70	\$5,647,882.00	\$2,259,728.70	24.37%
	Fund: TITLE I - IASA - 24101	\$9,272,020.00	\$0.00	\$9,272,020.00	\$1,364,409.30	\$1,364,409.30	\$7,907,610.70	\$5,647,882.00	\$2,259,728.70	24.37%
24103.0000.00000.0000.000000.0000.00.0000	SUMMARY	\$67,245.00	\$0.00	\$67,245.00	\$4,180.65	\$4,180.65	\$63,064.35	\$24,105.42	\$38,958.93	57.94%
	Fund: MIGRANT CHILDREN EDUCATION - 24103	\$67,245.00	\$0.00	\$67,245.00	\$4,180.65	\$4,180.65	\$63,064.35	\$24,105.42	\$38,958.93	57.94%
24106.0000.00000.0000.000000.0000.00.0000	SUMMARY	\$3,741,989.00	\$0.00	\$3,741,989.00	\$728,037.20	\$728,037.20	\$3,013,951.80	\$2,680,189.30	\$333,762.50	8.92%
	Fund: ENTITLEMENT IDEA-B - 24106	\$3,741,989.00	\$0.00	\$3,741,989.00	\$728,037.20	\$728,037.20	\$3,013,951.80	\$2,680,189.30	\$333,762.50	8.92%
24109.0000.00000.0000.000000.0000.00.0000	SUMMARY	\$98,224.00	\$0.00	\$98,224.00	\$5,007.03	\$5,007.03	\$93,216.97	\$19,241.56	\$73,975.41	75.31%
	Fund: PRESCHOOL IDEA-B - 24109	\$98,224.00	\$0.00	\$98,224.00	\$5,007.03	\$5,007.03	\$93,216.97	\$19,241.56	\$73,975.41	75.31%
24145.0000.00000.0000.000000.0000.00.0000	SUMMARY	\$500,000.00	\$0.00	\$500,000.00	\$61,611.66	\$61,611.66	\$438,388.34	\$206,873.92	\$231,514.42	46.30%
	IVING READERS COMPREHENSIVE READING INITIATIVE - 24145	\$500,000.00	\$0.00	\$500,000.00	\$61,611.66	\$61,611.66	\$438,388.34	\$206,873.92	\$231,514.42	46.30%
24153.0000.00000.0000.000000.0000.00.0000	SUMMARY	\$418,985.00	\$0.00	\$418,985.00	\$43,630.46	\$43,630.46	\$375,354.54	\$194,977.55	\$180,376.99	43.05%
	Fund: ENGLISH LANGUAGE ACQUISITION - 24153	\$418,985.00	\$0.00	\$418,985.00	\$43,630.46	\$43,630.46	\$375,354.54	\$194,977.55	\$180,376.99	43.05%
24154.0000.00000.0000.000000.0000.00.0000	SUMMARY	\$929,133.00	\$0.00	\$929,133.00	\$155,071.95	\$155,071.95	\$774,061.05	\$646,916.95	\$127,144.10	13.68%
	Fund: TEACHER/PRINCIPAL TRAINING & RECRUITING - 24154	\$929,133.00	\$0.00	\$929,133.00	\$155,071.95	\$155,071.95	\$774,061.05	\$646,916.95	\$127,144.10	13.68%
24174.0000.00000.0000.000000.0000.00.0000	SUMMARY	\$276,163.00	\$0.00	\$276,163.00	\$29,094.27	\$29,094.27	\$247,068.73	\$15,157.12	\$231,911.61	83.98%
	Fund: CARL D PERKINS SECONDARY - CURRENT - 24174	\$276,163.00	\$0.00	\$276,163.00	\$29,094.27	\$29,094.27	\$247,068.73	\$15,157.12	\$231,911.61	83.98%
24175.0000.00000.0000.000000.0000.00.0000	SUMMARY	\$4,317.00	\$0.00	\$4,317.00	\$4,316.68	\$4,316.68	\$0.32	\$0.00	\$0.32	0.01%
	ARL D PERKINS SECONDARY - PY UNLIQ. OBLIGATIONS - 24175	\$4,317.00	\$0.00	\$4,317.00	\$4,316.68	\$4,316.68	\$0.32	\$0.00	\$0.32	0.01%

Gadsden Independent Schools

BUDGET AND EXP REPORT-FUND TOTALS

From Date: 7/1/2021

To Date: 9/30/2021

Fiscal Year: 2021-2022

Include pre encumbrance

Print accounts with zero balance

Filter Encumbrance Detail by Date Range

Exclude inactive accounts with zero balance

Account Number	Description	Budget	Adjustments	GL Budget	Current	YTD	Balance	Encumbrance	Budget Bal	% Rem
24176.0000.00000.0000.000000.0000.00.0000	SUMMARY	\$14,075.00	\$0.00	\$14,075.00	\$13,950.00	\$13,950.00	\$125.00	\$0.00	\$125.00	0.89%
	Fund: CARL PERKINS REDISTRIBUTION - 24176	\$14,075.00	\$0.00	\$14,075.00	\$13,950.00	\$13,950.00	\$125.00	\$0.00	\$125.00	0.89%
24189.0000.00000.0000.000000.0000.00.0000	SUMMARY	\$1,528,155.00	\$0.00	\$1,528,155.00	\$60,204.44	\$60,204.44	\$1,467,950.56	\$1,004,418.43	\$463,532.13	30.33%
	E IV-STUDENT SUPPORT AND ACADEMIC ENRICHMENT - 24189	\$1,528,155.00	\$0.00	\$1,528,155.00	\$60,204.44	\$60,204.44	\$1,467,950.56	\$1,004,418.43	\$463,532.13	30.33%
24308.0000.00000.0000.000000.0000.00.0000	SUMMARY	\$31,462,964.00	\$0.00	\$31,462,964.00	\$6,493,093.88	\$6,493,093.88	\$24,969,870.12	\$7,415,632.37	\$17,554,237.75	55.79%
	Fund: ESSER II - 24308	\$31,462,964.00	\$0.00	\$31,462,964.00	\$6,493,093.88	\$6,493,093.88	\$24,969,870.12	\$7,415,632.37	\$17,554,237.75	55.79%
25153.0000.00000.0000.000000.0000.00.0000	SUMMARY	\$6,799,383.00	\$0.00	\$6,799,383.00	\$290,002.47	\$290,002.47	\$6,509,380.53	\$1,023,797.85	\$5,485,582.68	80.68%
	Fund: TITLE XIX MEDICAID 3/21 YEARS - 25153	\$6,799,383.00	\$0.00	\$6,799,383.00	\$290,002.47	\$290,002.47	\$6,509,380.53	\$1,023,797.85	\$5,485,582.68	80.68%
26204.0000.00000.0000.000000.0000.00.0000	SUMMARY	\$2,994,887.00	\$0.00	\$2,994,887.00	\$82,555.08	\$82,555.08	\$2,912,331.92	\$263,410.29	\$2,648,921.63	88.45%
	Fund: SPACEPORT GRT GRANT - 26204	\$2,994,887.00	\$0.00	\$2,994,887.00	\$82,555.08	\$82,555.08	\$2,912,331.92	\$263,410.29	\$2,648,921.63	88.45%
27107.0000.00000.0000.000000.0000.00.0000	SUMMARY	\$99,370.00	\$0.00	\$99,370.00	\$0.00	\$0.00	\$99,370.00	\$0.00	\$99,370.00	100.00%
	Fund: 2012 GO BOND STUDENT LIBRARY - 27107	\$99,370.00	\$0.00	\$99,370.00	\$0.00	\$0.00	\$99,370.00	\$0.00	\$99,370.00	100.00%
27109.0000.00000.0000.000000.0000.00.0000	SUMMARY	\$115,253.00	\$0.00	\$115,253.00	\$29,173.19	\$29,173.19	\$86,079.81	\$94,459.40	(\$8,379.59)	-7.27%
	Fund: INSTRUCTIONAL MATERIALS-GAA OF 2019 - 27109	\$115,253.00	\$0.00	\$115,253.00	\$29,173.19	\$29,173.19	\$86,079.81	\$94,459.40	(\$8,379.59)	-7.27%
27149.0000.00000.0000.000000.0000.00.0000	SUMMARY	\$3,400,000.00	\$0.00	\$3,400,000.00	\$591,791.42	\$591,791.42	\$2,808,208.58	\$1,914,614.83	\$893,593.75	26.28%
	Fund: PREK INITIATIVE - 27149	\$3,400,000.00	\$0.00	\$3,400,000.00	\$591,791.42	\$591,791.42	\$2,808,208.58	\$1,914,614.83	\$893,593.75	26.28%
27183.0000.00000.0000.000000.0000.00.0000	SUMMARY	\$13,000.00	\$0.00	\$13,000.00	\$7,574.55	\$7,574.55	\$5,425.45	\$5,425.45	\$0.00	0.00%
	Fund: NM GROWN FRESH FRUIT AND VEGETABLE - 27183	\$13,000.00	\$0.00	\$13,000.00	\$7,574.55	\$7,574.55	\$5,425.45	\$5,425.45	\$0.00	0.00%
27502.0000.00000.0000.000000.0000.00.0000	SUMMARY	\$61,755.00	\$0.00	\$61,755.00	\$6,000.00	\$6,000.00	\$55,755.00	\$0.00	\$55,755.00	90.28%
	Fund: NEXT GEN CTE - 27502	\$61,755.00	\$0.00	\$61,755.00	\$6,000.00	\$6,000.00	\$55,755.00	\$0.00	\$55,755.00	90.28%
28120.0000.00000.0000.000000.0000.00.0000	SUMMARY	\$78,346.00	\$0.00	\$78,346.00	\$0.00	\$0.00	\$78,346.00	\$0.00	\$78,346.00	100.00%
	Fund: NM STATE HIGHWAY DEPT - 28120	\$78,346.00	\$0.00	\$78,346.00	\$0.00	\$0.00	\$78,346.00	\$0.00	\$78,346.00	100.00%
29135.0000.00000.0000.000000.0000.00.0000	SUMMARY	\$872,176.00	\$0.00	\$872,176.00	\$0.00	\$0.00	\$872,176.00	\$0.00	\$872,176.00	100.00%
	Fund: IND REV BONDS PILOT - 29135	\$872,176.00	\$0.00	\$872,176.00	\$0.00	\$0.00	\$872,176.00	\$0.00	\$872,176.00	100.00%
31100.0000.00000.0000.000000.0000.00.0000	SUMMARY	\$33,246,555.00	\$0.00	\$33,246,555.00	\$427,017.97	\$427,017.97	\$32,819,537.03	\$1,467,023.29	\$31,352,513.74	94.30%
	Fund: BOND BUILDING - 31100	\$33,246,555.00	\$0.00	\$33,246,555.00	\$427,017.97	\$427,017.97	\$32,819,537.03	\$1,467,023.29	\$31,352,513.74	94.30%
31400.0000.00000.0000.000000.0000.00.0000	SUMMARY	\$50,000.00	\$0.00	\$50,000.00	\$0.00	\$0.00	\$50,000.00	\$0.00	\$50,000.00	100.00%
	Fund: SPECIAL CAPITAL OUTLAY-STATE - 31400	\$50,000.00	\$0.00	\$50,000.00	\$0.00	\$0.00	\$50,000.00	\$0.00	\$50,000.00	100.00%
31701.0000.00000.0000.000000.0000.00.0000	SUMMARY	\$4,424,350.00	\$0.00	\$4,424,350.00	\$297,455.80	\$297,455.80	\$4,126,894.20	\$949,755.94	\$3,177,138.26	71.81%
	Fund: CAPITAL IMPROVEMENTS SB-9 (LOCAL) - 31701	\$4,424,350.00	\$0.00	\$4,424,350.00	\$297,455.80	\$297,455.80	\$4,126,894.20	\$949,755.94	\$3,177,138.26	71.81%

Gadsden Independent Schools

BUDGET AND EXP REPORT-FUND TOTALS

From Date: 7/1/2021

To Date: 9/30/2021

Fiscal Year: 2021-2022

Include pre encumbrance

Print accounts with zero balance

Filter Encumbrance Detail by Date Range

Exclude inactive accounts with zero balance

Account Number	Description	Budget	Adjustments	GL Budget	Current	YTD	Balance	Encumbrance	Budget Bal	% Rem
31703.0000.00000.0000.000000.0000.00.0000	SUMMARY	\$3,887,108.00	\$0.00	\$3,887,108.00	\$383,844.05	\$383,844.05	\$3,503,263.95	\$1,158,995.00	\$2,344,268.95	60.31%
	Fund: SB9 STATE MATCH CASH - 31703	\$3,887,108.00	\$0.00	\$3,887,108.00	\$383,844.05	\$383,844.05	\$3,503,263.95	\$1,158,995.00	\$2,344,268.95	60.31%
31900.0000.00000.0000.000000.0000.00.0000	SUMMARY	\$3,328,870.00	\$0.00	\$3,328,870.00	\$971,706.32	\$971,706.32	\$2,357,163.68	\$378,267.54	\$1,978,896.14	59.45%
	Fund: ED. TECHNOLOGY EQUIPMENT ACT - 31900	\$3,328,870.00	\$0.00	\$3,328,870.00	\$971,706.32	\$971,706.32	\$2,357,163.68	\$378,267.54	\$1,978,896.14	59.45%
41000.0000.00000.0000.000000.0000.00.0000	SUMMARY	\$24,661,104.00	\$0.00	\$24,661,104.00	\$10,439,744.96	\$10,439,744.96	\$14,221,359.04	\$0.00	\$14,221,359.04	57.67%
	Fund: DEBT SERVICES - 41000	\$24,661,104.00	\$0.00	\$24,661,104.00	\$10,439,744.96	\$10,439,744.96	\$14,221,359.04	\$0.00	\$14,221,359.04	57.67%
43000.0000.00000.0000.000000.0000.00.0000	SUMMARY	\$5,820,566.00	\$0.00	\$5,820,566.00	\$1,173.71	\$1,173.71	\$5,819,392.29	\$0.00	\$5,819,392.29	99.98%
	Fund: TOTAL ED. TECH. DEBT SERVICE SUBFUND - 43000	\$5,820,566.00	\$0.00	\$5,820,566.00	\$1,173.71	\$1,173.71	\$5,819,392.29	\$0.00	\$5,819,392.29	99.98%
Grand Total:		\$333,574,296.00	\$0.00	\$333,574,296.00	\$50,745,760.51	\$50,745,760.51	\$282,828,535.49	\$125,679,552.58	\$157,148,982.91	47.11%

End of Report

State of New Mexico
Public School Operating Budget - Actuals Revenue Rollup Report
Gadsden 2021-2022 - First Quarter (Jul - Sep) - Revenue
Submitted

Fund	Obj	Description	Budget	Adjustments	Adjusted Budget	Current Period	YTD	Budget Balance
11000		Operational						
11000	41110	Ad Valorem Taxes - School	\$419,239.00	\$0.00	\$419,239.00	\$21,861.57	\$21,861.57	\$397,377.43
11000	41500	Investment Income	\$15,000.00	\$0.00	\$15,000.00	\$14,321.50	\$14,321.50	\$678.50
11000	41702	Fees - Educational	\$0.00	\$0.00	\$0.00	\$10,096.80	\$10,096.80	(\$10,096.80)
11000	41705	Fees - Users	\$0.00	\$0.00	\$0.00	\$82.00	\$82.00	(\$82.00)
11000	41910	Rental Income	\$40,000.00	\$0.00	\$40,000.00	\$13,002.66	\$13,002.66	\$26,997.34
11000	41953	Insurance Recoveries	\$0.00	\$0.00	\$0.00	\$1,680.34	\$1,680.34	(\$1,680.34)
11000	41980	Refund of Prior Year's Ex	\$0.00	\$0.00	\$0.00	\$11,408.09	\$11,408.09	(\$11,408.09)
11000	43101	State Equalization Guarant	\$127,684,565.00	\$0.00	\$127,684,565.00	\$31,921,141.33	\$31,921,141.33	\$95,763,423.67
11000	43212	Indirect Costs (State Flo	\$0.00	\$0.00	\$0.00	\$5,859.32	\$5,859.32	(\$5,859.32)
11000	43213	Indirect Costs (State Dir	\$0.00	\$0.00	\$0.00	\$1,131.78	\$1,131.78	(\$1,131.78)
11000	43216	Fees - Governmental Agenc	\$80,000.00	\$0.00	\$80,000.00	\$35,595.99	\$35,595.99	\$44,404.01
11000	44107	Indirect Costs (Federal D	\$0.00	\$0.00	\$0.00	\$3,975.77	\$3,975.77	(\$3,975.77)
11000	44205	Indirect Costs (Federal F	\$155,000.00	\$0.00	\$155,000.00	\$121,777.23	\$121,777.23	\$33,222.77
11000	46100	Access Board (e-Rate)	\$0.00	\$0.00	\$0.00	\$8,433.80	\$8,433.80	(\$8,433.80)
11000		TOTAL Operational	\$128,393,804.00	\$0.00	\$128,393,804.00	\$32,170,368.18	\$32,170,368.18	\$96,223,435.82
13000		Pupil Transportation						
13000	43206	Transportation Distributi	\$5,429,876.00	\$0.00	\$5,429,876.00	\$1,480,875.00	\$1,480,875.00	\$3,949,001.00
13000		TOTAL Pupil	\$5,429,876.00	\$0.00	\$5,429,876.00	\$1,480,875.00	\$1,480,875.00	\$3,949,001.00
14000		Total Instructional						
14000	41980	Refund of Prior Year's Ex	\$0.00	\$0.00	\$0.00	\$50.18	\$50.18	(\$50.18)
14000		TOTAL Total	\$0.00	\$0.00	\$0.00	\$50.18	\$50.18	(\$50.18)
21000		Food Services						
21000	41500	Investment Income	\$1,000.00	\$0.00	\$1,000.00	\$0.00	\$0.00	\$1,000.00
21000	41603	Fees - Adults/Food Servic	\$1,000.00	\$0.00	\$1,000.00	\$3,737.97	\$3,737.97	(\$2,737.97)
21000	41605	Fees - Other/Food Service	\$100,000.00	\$0.00	\$100,000.00	\$3,005.99	\$3,005.99	\$96,994.01
21000	44500	Restricted Grants - Feder	\$4,500,000.00	\$0.00	\$4,500,000.00	\$297,988.93	\$297,988.93	\$4,202,011.07
21000		TOTAL Food Services	\$4,602,000.00	\$0.00	\$4,602,000.00	\$304,732.89	\$304,732.89	\$4,297,267.11
22000		Athletics						
22000	41701	Fees - Activities	\$0.00	\$0.00	\$0.00	\$258.00	\$258.00	(\$258.00)
22000	41705	Fees - Users	\$50,000.00	\$0.00	\$50,000.00	\$57,750.00	\$57,750.00	(\$7,750.00)
22000		TOTAL Athletics	\$50,000.00	\$0.00	\$50,000.00	\$58,008.00	\$58,008.00	(\$8,008.00)
23000		Non-Instructional						
23000	41701	Fees - Activities	\$50,000.00	\$0.00	\$50,000.00	\$108,642.75	\$108,642.75	(\$58,642.75)
23000	41705	Fees - Users	\$0.00	\$0.00	\$0.00	\$1,900.00	\$1,900.00	(\$1,900.00)
23000	41920	Contributions and Donatio	\$15,000.00	\$0.00	\$15,000.00	\$38,699.11	\$38,699.11	(\$23,699.11)

State of New Mexico
Public School Operating Budget - Actuals Revenue Rollup Report
Gadsden 2021-2022 - First Quarter (Jul - Sep) - Revenue
Submitted

Fund	Obj	Description	Budget	Adjustments	Adjusted Budget	Current Period	YTD	Budget Balance
23000		TOTAL Non-	\$65,000.00	\$0.00	\$65,000.00	\$149,241.86	\$149,241.86	(\$84,241.86)
24000		Federal Flow-through						
24101		Title I - ESEA						
24101	44500	Restricted Grants - Feder	\$9,272,020.00	\$0.00	\$9,272,020.00	\$2,078,460.91	\$2,078,460.91	\$7,193,559.09
24101		TOTAL Title I - ESEA	\$9,272,020.00	\$0.00	\$9,272,020.00	\$2,078,460.91	\$2,078,460.91	\$7,193,559.09
24103		Migrant Children						
24103	44500	Restricted Grants - Feder	\$67,245.00	\$0.00	\$67,245.00	\$12,515.94	\$12,515.94	\$54,729.06
24103		TOTAL Migrant Children	\$67,245.00	\$0.00	\$67,245.00	\$12,515.94	\$12,515.94	\$54,729.06
24106		Entitlement IDEA-B						
24106	44500	Restricted Grants - Feder	\$3,275,990.00	\$0.00	\$3,275,990.00	\$977,125.17	\$977,125.17	\$2,298,864.83
24106	44504	Federal Flowthrough Prior	\$465,999.00	\$0.00	\$465,999.00	\$0.00	\$0.00	\$465,999.00
24106		TOTAL Entitlement	\$3,741,989.00	\$0.00	\$3,741,989.00	\$977,125.17	\$977,125.17	\$2,764,863.83
24109		Preschool IDEA-B						
24109	44500	Restricted Grants - Feder	\$98,224.00	\$0.00	\$98,224.00	\$2,623.38	\$2,623.38	\$95,600.62
24109		TOTAL Preschool IDEA-	\$98,224.00	\$0.00	\$98,224.00	\$2,623.38	\$2,623.38	\$95,600.62
24145		Title I - Striving Reader						
24145	44500	Restricted Grants - Feder	\$500,000.00	\$0.00	\$500,000.00	\$166,775.68	\$166,775.68	\$333,224.32
24145		TOTAL Title I - Striving	\$500,000.00	\$0.00	\$500,000.00	\$166,775.68	\$166,775.68	\$333,224.32
24153		English Language						
24153	44500	Restricted Grants - Feder	\$418,985.00	\$0.00	\$418,985.00	\$94,731.05	\$94,731.05	\$324,253.95
24153		TOTAL English	\$418,985.00	\$0.00	\$418,985.00	\$94,731.05	\$94,731.05	\$324,253.95
24154		Teacher/Principal Trainin						
24154	44500	Restricted Grants - Feder	\$929,133.00	\$0.00	\$929,133.00	\$196,366.34	\$196,366.34	\$732,766.66
24154		TOTAL	\$929,133.00	\$0.00	\$929,133.00	\$196,366.34	\$196,366.34	\$732,766.66
24163		Immigrant Funding - Title						
24163	44500	Restricted Grants - Feder	\$0.00	\$0.00	\$0.00	\$1,200.00	\$1,200.00	(\$1,200.00)
24163		TOTAL Immigrant	\$0.00	\$0.00	\$0.00	\$1,200.00	\$1,200.00	(\$1,200.00)
24174		Carl D Perkins						
24174	44500	Restricted Grants - Feder	\$276,163.00	\$0.00	\$276,163.00	\$67,383.10	\$67,383.10	\$208,779.90
24174		TOTAL Carl D Perkins	\$276,163.00	\$0.00	\$276,163.00	\$67,383.10	\$67,383.10	\$208,779.90
24175		Carl D Perkins						
24175	44500	Restricted Grants - Feder	\$4,317.00	\$0.00	\$4,317.00	\$0.00	\$0.00	\$4,317.00
24175		TOTAL Carl D Perkins	\$4,317.00	\$0.00	\$4,317.00	\$0.00	\$0.00	\$4,317.00
24176		Carl D Perkins						
24176	44500	Restricted Grants - Feder	\$14,075.00	\$0.00	\$14,075.00	\$1,300.00	\$1,300.00	\$12,775.00
24176		TOTAL Carl D Perkins	\$14,075.00	\$0.00	\$14,075.00	\$1,300.00	\$1,300.00	\$12,775.00

State of New Mexico
Public School Operating Budget - Actuals Revenue Rollup Report
Gadsden 2021-2022 - First Quarter (Jul - Sep) - Revenue
Submitted

Fund	Obj	Description	Budget	Adjustments	Adjusted Budget	Current Period	YTD	Budget Balance
24189		Student Supp Academic						
24189	44500	Restricted Grants - Feder	\$679,662.00	\$0.00	\$679,662.00	\$423,355.97	\$423,355.97	\$256,306.03
24189	44504	Federal Flowthrough Prior	\$848,493.00	\$0.00	\$848,493.00	\$0.00	\$0.00	\$848,493.00
24189		TOTAL Student Supp	\$1,528,155.00	\$0.00	\$1,528,155.00	\$423,355.97	\$423,355.97	\$1,104,799.03
24301		CARES Act						
24301	44500	Restricted Grants - Feder	\$0.00	\$0.00	\$0.00	\$956,578.18	\$956,578.18	(\$956,578.18)
24301		TOTAL CARES Act	\$0.00	\$0.00	\$0.00	\$956,578.18	\$956,578.18	(\$956,578.18)
24306		CARES/GEER - Hepa						
24306	44500	Restricted Grants - Feder	\$0.00	\$0.00	\$0.00	\$303,450.54	\$303,450.54	(\$303,450.54)
24306		TOTAL CARES/GEER -	\$0.00	\$0.00	\$0.00	\$303,450.54	\$303,450.54	(\$303,450.54)
24308		CRRSA, ESSER II						
24308	44500	Restricted Grants - Feder	\$31,462,964.00	\$0.00	\$31,462,964.00	\$642,057.67	\$642,057.67	\$30,820,906.33
24308		TOTAL CRRSA, ESSER	\$31,462,964.00	\$0.00	\$31,462,964.00	\$642,057.67	\$642,057.67	\$30,820,906.33
24000		TOTAL Federal Flow-	\$48,313,270.00	\$0.00	\$48,313,270.00	\$5,923,923.93	\$5,923,923.93	\$42,389,346.07
25000		Federal Direct Grants						
25153		Title XIX MEDICAID 3/21						
25153	44301	Other Restricted Grants -	\$1,000,000.00	\$0.00	\$1,000,000.00	\$287,543.68	\$287,543.68	\$712,456.32
25153		TOTAL Title XIX	\$1,000,000.00	\$0.00	\$1,000,000.00	\$287,543.68	\$287,543.68	\$712,456.32
25000		TOTAL Federal Direct	\$1,000,000.00	\$0.00	\$1,000,000.00	\$287,543.68	\$287,543.68	\$712,456.32
26000		Local Grants						
26204		Spaceport GRT Grant -						
26204	41921	Instructional - Categorical	\$0.00	\$0.00	\$0.00	\$207,234.70	\$207,234.70	(\$207,234.70)
26204		TOTAL Spaceport GRT	\$0.00	\$0.00	\$0.00	\$207,234.70	\$207,234.70	(\$207,234.70)
26000		TOTAL Local Grants	\$0.00	\$0.00	\$0.00	\$207,234.70	\$207,234.70	(\$207,234.70)
27000		State Flow-through						
27107		27107 GOB Library						
27107	43202	State Flow-through Grants	\$99,370.00	\$0.00	\$99,370.00	\$0.00	\$0.00	\$99,370.00
27107	43204	Prior Year Balances	\$0.00	\$0.00	\$0.00	\$18,124.43	\$18,124.43	(\$18,124.43)
27107		TOTAL 27107 GOB	\$99,370.00	\$0.00	\$99,370.00	\$18,124.43	\$18,124.43	\$81,245.57
27149		PreK Initiative						
27149	43202	State Flow-through Grants	\$3,400,000.00	\$0.00	\$3,400,000.00	\$862,825.83	\$862,825.83	\$2,537,174.17
27149		TOTAL PreK Initiative	\$3,400,000.00	\$0.00	\$3,400,000.00	\$862,825.83	\$862,825.83	\$2,537,174.17
27183		NM Grown FVV						
27183	43202	State Flow-through Grants	\$13,000.00	\$0.00	\$13,000.00	\$0.00	\$0.00	\$13,000.00
27183		TOTAL NM Grown FVV	\$13,000.00	\$0.00	\$13,000.00	\$0.00	\$0.00	\$13,000.00
27502		Career Technical						

State of New Mexico
Public School Operating Budget - Actuals Revenue Rollup Report
Gadsden 2021-2022 - First Quarter (Jul - Sep) - Revenue
Submitted

Fund	Obj	Description	Budget	Adjustments	Adjusted Budget	Current Period	YTD	Budget Balance
27502	43202	State Flow-through Grants	\$61,755.00	\$0.00	\$61,755.00	\$3,772.94	\$3,772.94	\$57,982.06
27502		TOTAL Career Technical	\$61,755.00	\$0.00	\$61,755.00	\$3,772.94	\$3,772.94	\$57,982.06
27539		Elementary School						
27539	43202	State Flow-through Grants	\$0.00	\$0.00	\$0.00	\$3,059.55	\$3,059.55	(\$3,059.55)
27539		TOTAL Elementary	\$0.00	\$0.00	\$0.00	\$3,059.55	\$3,059.55	(\$3,059.55)
27545		Extracurricular Activity/						
27545	43202	State Flow-through Grants	\$0.00	\$0.00	\$0.00	\$10,225.40	\$10,225.40	(\$10,225.40)
27545		TOTAL Extracurricular	\$0.00	\$0.00	\$0.00	\$10,225.40	\$10,225.40	(\$10,225.40)
27000		TOTAL State Flow-	\$3,574,125.00	\$0.00	\$3,574,125.00	\$898,008.15	\$898,008.15	\$2,676,116.85
29000		Combined State/Local						
29135		Bonds/TIF (Tax						
29135	41280	Revenue In Lieu Of Taxes	\$60,000.00	\$0.00	\$60,000.00	\$0.00	\$0.00	\$60,000.00
29135		TOTAL Bonds/TIF (Tax	\$60,000.00	\$0.00	\$60,000.00	\$0.00	\$0.00	\$60,000.00
29000		TOTAL Combined	\$60,000.00	\$0.00	\$60,000.00	\$0.00	\$0.00	\$60,000.00
31100		Bond Building						
31100	41500	Investment Income	\$20,000.00	\$0.00	\$20,000.00	\$8,193.69	\$8,193.69	\$11,806.31
31100	45110	Sale of Bonds	\$9,500,000.00	\$0.00	\$9,500,000.00	\$0.00	\$0.00	\$9,500,000.00
31100		TOTAL Bond Building	\$9,520,000.00	\$0.00	\$9,520,000.00	\$8,193.69	\$8,193.69	\$9,511,806.31
31400		Special Capital Outlay-St						
31400	43202	State Flow-through Grants	\$50,000.00	\$0.00	\$50,000.00	\$0.00	\$0.00	\$50,000.00
31400		TOTAL Special Capital	\$50,000.00	\$0.00	\$50,000.00	\$0.00	\$0.00	\$50,000.00
31700		Capital Improvements						
31700	43204	Prior Year Balances	\$0.00	\$0.00	\$0.00	\$647,781.18	\$647,781.18	(\$647,781.18)
31700		TOTAL Capital	\$0.00	\$0.00	\$0.00	\$647,781.18	\$647,781.18	(\$647,781.18)
31701		Capital Improvements						
31701	41110	Ad Valorem Taxes - School	\$2,118,883.00	\$0.00	\$2,118,883.00	\$104,447.17	\$104,447.17	\$2,014,435.83
31701		TOTAL Capital	\$2,118,883.00	\$0.00	\$2,118,883.00	\$104,447.17	\$104,447.17	\$2,014,435.83
31703		SB-9 State Match Cash						
31703	43202	State Flow-through Grants	\$2,838,239.00	\$0.00	\$2,838,239.00	\$0.00	\$0.00	\$2,838,239.00
31703		TOTAL SB-9 State Match	\$2,838,239.00	\$0.00	\$2,838,239.00	\$0.00	\$0.00	\$2,838,239.00
31900		Ed. Technology						
31900	41500	Investment Income	\$0.00	\$0.00	\$0.00	\$10.93	\$10.93	(\$10.93)
31900	41980	Refund of Prior Year's Ex	\$0.00	\$0.00	\$0.00	\$3,402.35	\$3,402.35	(\$3,402.35)
31900	45110	Sale of Bonds	\$2,000,000.00	\$0.00	\$2,000,000.00	\$2,948.00	\$2,948.00	\$1,997,052.00
31900		TOTAL Ed. Technology	\$2,000,000.00	\$0.00	\$2,000,000.00	\$6,361.28	\$6,361.28	\$1,993,638.72
41000		Debt Services						

State of New Mexico
Public School Operating Budget - Actuals Revenue Rollup Report
Gadsden 2021-2022 - First Quarter (Jul - Sep) - Revenue
Submitted

Fund	Obj	Description	Budget	Adjustments	Adjusted Budget	Current Period	YTD	Budget Balance
41000	41110	Ad Valorem Taxes - School	\$12,764,152.00	\$0.00	\$12,764,152.00	\$628,839.21	\$628,839.21	\$12,135,312.79
41000		TOTAL Debt Services	\$12,764,152.00	\$0.00	\$12,764,152.00	\$628,839.21	\$628,839.21	\$12,135,312.79
43000		Total Ed. Tech. Debt						
43000	41110	Ad Valorem Taxes - School	\$2,364,673.00	\$0.00	\$2,364,673.00	\$117,370.81	\$117,370.81	\$2,247,302.19
43000		TOTAL Total Ed.	\$2,364,673.00	\$0.00	\$2,364,673.00	\$117,370.81	\$117,370.81	\$2,247,302.19
ALL		TOTAL BUDGET	\$223,144,022.00	\$0.00	\$223,144,022.00	\$42,992,979.91	\$42,992,979.91	\$180,151,042.09

State of New Mexico
Public School Operating Budget - Actuals Expenditure Rollup Report
Gadsden 2021-2022 - First Quarter (Jul - Sep) - Expenditure
Submitted

Fund	Func	Obj	Job	Description	Budget	Adjustments	Adjusted Budget	Current Period	YTD	Encumbrance	Budget Balance	FTE
11000	1000			Operational Instruction								
		51100		Salaries Expense								
11000	1000	51100	1411	Teachers-Grades 1-12	\$30,080,431.00	\$0.00	\$30,080,431.00	\$4,660,175.91	\$4,660,175.91	\$22,331,738.30	\$3,088,516.79	528.33
11000	1000	51100	1412	Teachers- Special Education	\$9,186,502.00	\$0.00	\$9,186,502.00	\$1,342,290.82	\$1,342,290.82	\$6,625,257.72	\$1,218,953.46	158.58
11000	1000	51100	1413	Teachers-Early Childhood Ed	\$2,769,723.00	\$0.00	\$2,769,723.00	\$447,641.33	\$447,641.33	\$2,857.14	\$2,319,224.53	50.00
11000	1000	51100	1415	Teachers-Vocational and Technical	\$2,016,413.00	\$0.00	\$2,016,413.00	\$347,691.14	\$347,691.14	\$1,465,679.39	\$203,042.47	34.14
11000	1000	51100	1416	Teachers-Other Instruction	\$7,075,995.00	\$0.00	\$7,075,995.00	\$1,098,391.93	\$1,098,391.93	\$0.00	\$5,977,603.07	119.00
11000	1000	51100	1422	Teachers- Special Education-Gifted	\$129,112.00	\$0.00	\$129,112.00	\$26,899.35	\$26,899.35	\$102,217.65	(\$5.00)	2.00
11000	1000	51100	1610	Substitutes Professional Development	\$25,000.00	\$0.00	\$25,000.00	\$0.00	\$0.00	\$0.00	\$25,000.00	0.00
11000	1000	51100	1611	Substitutes-Sick Leave	\$850,000.00	\$0.00	\$850,000.00	\$89,755.97	\$89,755.97	\$20,932.63	\$739,311.40	0.00
11000	1000	51100	1612	Substitutes-Other Leave	\$575,000.00	\$0.00	\$575,000.00	\$104,473.89	\$104,473.89	\$22,116.40	\$448,409.71	0.00
11000	1000	51100	1613	Separation Pay	\$0.00	\$0.00	\$0.00	\$17,187.22	\$17,187.22	\$0.00	(\$17,187.22)	0.00
11000	1000	51100	1711	Instructional Assistants-Grades 1-12	\$1,196,883.00	\$0.00	\$1,196,883.00	\$115,844.83	\$115,844.83	\$607,524.23	\$473,513.94	45.00
11000	1000	51100	1712	Instructional Assistants-Special Education	\$3,489,876.00	\$0.00	\$3,489,876.00	\$458,927.11	\$458,927.11	\$21,891.56	\$3,009,057.33	167.00
11000	1000	51100	1713	Instructional Assistants-Early Childhood Education	\$806,533.00	\$0.00	\$806,533.00	\$127,083.91	\$127,083.91	\$652,909.58	\$26,539.51	43.00
11000	1000	51100		SUBTOTAL Salaries Expense	\$58,201,468.00	\$0.00	\$58,201,468.00	\$8,836,363.41	\$8,836,363.41	\$31,853,124.60	\$17,511,979.99	1,147.05
		51300		Additional Compensation								
11000	1000	51300	1411	Teachers-Grades 1-12	\$1,150,865.00	\$0.00	\$1,150,865.00	\$10,922.85	\$10,922.85	\$775.00	\$1,139,167.15	0.00
11000	1000	51300	1412	Teachers- Special Education	\$124,000.00	\$0.00	\$124,000.00	\$0.00	\$0.00	\$262.50	\$123,737.50	0.00
11000	1000	51300	1416	Teachers-Other Instruction	\$0.00	\$0.00	\$0.00	\$0.00	\$0.00	\$750.00	(\$750.00)	0.00
11000	1000	51300	1618	Athletics Salaries	\$694,044.00	\$0.00	\$694,044.00	\$113,906.88	\$113,906.88	\$197,377.96	\$382,759.16	0.00
11000	1000	51300	1621	Summer School/After School	\$318,732.00	\$0.00	\$318,732.00	\$357.23	\$357.23	\$0.00	\$318,374.77	0.00
11000	1000	51300	1624	Activities Salary	\$442,160.00	\$0.00	\$442,160.00	\$3,200.00	\$3,200.00	\$103,995.01	\$334,964.99	0.00
11000	1000	51300	1711	Instructional Assistants-Grades 1-12	\$52,419.00	\$0.00	\$52,419.00	\$0.00	\$0.00	\$0.00	\$52,419.00	0.00
11000	1000	51300		SUBTOTAL Additional Compensation	\$2,782,220.00	\$0.00	\$2,782,220.00	\$128,386.96	\$128,386.96	\$303,160.47	\$2,350,672.57	0.00
11000	1000	52111		Educational Retirement	\$9,226,605.00	\$0.00	\$9,226,605.00	\$1,320,775.74	\$1,320,775.74	\$6,358,939.62	\$1,546,889.64	0.00
11000	1000	52112		ERA - Retiree Health	\$1,218,990.00	\$0.00	\$1,218,990.00	\$174,507.55	\$174,507.55	\$840,795.80	\$203,686.65	0.00
11000	1000	52210		FICA Payments	\$3,779,353.00	\$0.00	\$3,779,353.00	\$519,586.40	\$519,586.40	\$2,430,156.97	\$829,609.63	0.00
11000	1000	52220		Medicare Payments	\$883,324.00	\$0.00	\$883,324.00	\$121,516.35	\$121,516.35	\$568,342.86	\$193,464.79	0.00
11000	1000	52311		Health and Medical Premiums	\$5,815,667.00	\$0.00	\$5,815,667.00	\$808,895.44	\$808,895.44	\$4,064,982.77	\$941,788.79	0.00
11000	1000	52312		Life	\$81,706.00	\$0.00	\$81,706.00	\$11,972.97	\$11,972.97	\$56,021.17	\$13,711.86	0.00
11000	1000	52313		Dental	\$288,501.00	\$0.00	\$288,501.00	\$40,397.93	\$40,397.93	\$196,861.87	\$51,241.20	0.00
11000	1000	52314		Vision	\$56,352.00	\$0.00	\$56,352.00	\$6,515.59	\$6,515.59	\$32,038.89	\$17,797.52	0.00
11000	1000	52315		Disability	\$50,716.00	\$0.00	\$50,716.00	\$7,520.16	\$7,520.16	\$36,871.33	\$6,324.51	0.00
11000	1000	52500		Unemployment Compensation	\$41,824.00	\$0.00	\$41,824.00	\$6,657.65	\$6,657.65	\$31,283.20	\$3,883.15	0.00
11000	1000	52710		Workers Compensation Premium	\$1,404,814.00	\$0.00	\$1,404,814.00	\$247,538.84	\$247,538.84	\$1,163,194.02	(\$5,918.86)	0.00
11000	1000	52720		Workers Compensation Employer's Fee	\$14,971.00	\$0.00	\$14,971.00	\$2,902.29	\$2,902.29	\$7,359.87	\$4,708.84	0.00
11000	1000	53330		Professional Development	\$346,847.00	\$0.00	\$346,847.00	\$927.10	\$927.10	\$8,187.00	\$337,732.90	0.00

State of New Mexico
Public School Operating Budget - Actuals Expenditure Rollup Report
Gadsden 2021-2022 - First Quarter (Jul - Sep) - Expenditure
Submitted

Fund	Func	Obj	Job Description	Budget	Adjustments	Adjusted Budget	Current Period	YTD	Encumbrance	Budget Balance	FTE
11000	1000	53414	Other Services	\$118,000.00	\$0.00	\$118,000.00	\$16,919.61	\$16,919.61	\$52,529.14	\$48,551.25	0.00
11000	1000	53711	Other Charges	\$205,219.00	\$0.00	\$205,219.00	\$4,345.92	\$4,345.92	\$11,600.99	\$189,272.09	0.00
11000	1000	54311	Maintenance & Repair - Furniture/Fixtures/Equipment	\$13,864.00	\$0.00	\$13,864.00	\$14,860.47	\$14,860.47	\$1,435.14	(\$2,431.61)	0.00
11000	1000	55813	Employee Travel - Non-Teachers	\$6,000.00	\$0.00	\$6,000.00	\$287.40	\$287.40	\$4,712.60	\$1,000.00	0.00
11000	1000	55817	Student Travel	\$494,815.00	\$0.00	\$494,815.00	\$9,764.97	\$9,764.97	\$184,839.21	\$300,210.82	0.00
11000	1000	55819	Employee Travel - Teachers	\$0.00	\$0.00	\$0.00	\$145.61	\$145.61	\$150.00	(\$295.61)	0.00
11000	1000	55914	Contracts - Interagency	\$23,000.00	\$0.00	\$23,000.00	\$0.00	\$0.00	\$0.00	\$23,000.00	0.00
11000	1000	55915	Other Contract Services	\$7,000.00	\$0.00	\$7,000.00	\$0.00	\$0.00	\$0.00	\$7,000.00	0.00
11000	1000	56110	Instructional Materials - Dual Credit	\$65,000.00	\$0.00	\$65,000.00	\$0.00	\$0.00	\$0.00	\$65,000.00	0.00
11000	1000	56112	Other Textbooks	\$1,341,519.00	\$0.00	\$1,341,519.00	\$1,131,234.31	\$1,131,234.31	\$42,675.38	\$167,609.31	0.00
11000	1000	56113	Software	\$129,579.00	\$0.00	\$129,579.00	\$68,766.43	\$68,766.43	\$50,204.08	\$10,608.49	0.00
11000	1000	56118	General Supplies and Materials	\$1,431,245.00	\$0.00	\$1,431,245.00	\$117,811.45	\$117,811.45	\$146,073.63	\$1,167,359.92	0.00
11000	1000	57331	Fixed Assets (more than \$5,000)	\$292,230.00	\$0.00	\$292,230.00	\$710.20	\$710.20	\$0.00	\$291,519.80	0.00
11000	1000	57332	Supply Assets (\$5,000 or less)	\$258,939.00	\$0.00	\$258,939.00	\$34,313.04	\$34,313.04	\$51,450.43	\$173,175.53	0.00
11000	1000		SUBTOTAL Instruction	\$88,579,768.00	\$0.00	\$88,579,768.00	\$13,633,623.79	\$13,633,623.79	\$48,496,991.04	\$26,449,153.17	1,147.05
	2000		Support Services								
	2100		Support Services-Students								
		51100	Salaries Expense								
11000	2100	51100	1211 Coordinator/Subject Matter Specialist	\$128,615.00	\$0.00	\$128,615.00	\$32,153.76	\$32,153.76	\$96,461.24	\$0.00	2.00
11000	2100	51100	1214 Guidance Counselors/Social Workers	\$3,382,752.00	\$0.00	\$3,382,752.00	\$626,743.70	\$626,743.70	\$2,477,425.74	\$278,582.56	54.29
11000	2100	51100	1215 Registered Nurses	\$792,709.00	\$0.00	\$792,709.00	\$160,329.38	\$160,329.38	\$614,253.88	\$18,125.74	14.30
11000	2100	51100	1216 Health Assistants	\$359,361.00	\$0.00	\$359,361.00	\$64,765.14	\$64,765.14	\$275,259.29	\$19,336.57	16.00
11000	2100	51100	1217 Secretarial/Clerical/Technical Assistants	\$234,135.00	\$0.00	\$234,135.00	\$50,136.79	\$50,136.79	\$197,782.77	(\$13,784.56)	10.00
11000	2100	51100	1311 Diagnosticians	\$1,153,007.00	\$0.00	\$1,153,007.00	\$185,886.08	\$185,886.08	\$707,523.92	\$259,597.00	18.00
11000	2100	51100	1312 Speech Therapists	\$1,158,990.00	\$0.00	\$1,158,990.00	\$100,676.52	\$100,676.52	\$514,679.62	\$543,633.86	19.59
11000	2100	51100	1313 Occupational Therapists	\$417,196.00	\$0.00	\$417,196.00	\$53,938.43	\$53,938.43	\$270,763.57	\$92,494.00	6.00
11000	2100	51100	1314 Physical/Recreational Therapists	\$253,291.00	\$0.00	\$253,291.00	\$41,786.59	\$41,786.59	\$210,004.41	\$1,500.00	3.00
11000	2100	51100	1315 Psychologists/Counselors	\$149,038.00	\$0.00	\$149,038.00	\$22,893.74	\$22,893.74	\$98,566.26	\$27,578.00	2.00
11000	2100	51100	1317 Interpreters	\$240,284.00	\$0.00	\$240,284.00	\$28,233.36	\$28,233.36	\$141,166.96	\$70,883.68	5.00
11000	2100	51100	1318 Specialists	\$64,157.00	\$0.00	\$64,157.00	\$13,366.05	\$13,366.05	\$50,790.95	\$0.00	1.00
11000	2100	51100	SUBTOTAL Salaries Expense	\$8,333,535.00	\$0.00	\$8,333,535.00	\$1,380,909.54	\$1,380,909.54	\$5,654,678.61	\$1,297,946.85	151.18
		51300	Additional Compensation								
11000	2100	51300	1211 Coordinator/Subject Matter Specialist	\$56,000.00	\$0.00	\$56,000.00	\$12,437.50	\$12,437.50	\$14,437.50	\$29,125.00	0.00
11000	2100	51300	1215 Registered Nurses	\$0.00	\$0.00	\$0.00	\$1,112.96	\$1,112.96	\$0.00	(\$1,112.96)	0.00
11000	2100	51300	SUBTOTAL Additional Compensation	\$56,000.00	\$0.00	\$56,000.00	\$13,550.46	\$13,550.46	\$14,437.50	\$28,012.04	0.00
11000	2100	52111	Educational Retirement	\$1,271,013.00	\$0.00	\$1,271,013.00	\$209,365.19	\$209,365.19	\$852,262.13	\$209,385.68	0.00
11000	2100	52112	ERA - Retiree Health	\$167,732.00	\$0.00	\$167,732.00	\$27,640.99	\$27,640.99	\$112,511.48	\$27,579.53	0.00
11000	2100	52210	FICA Payments	\$520,026.00	\$0.00	\$520,026.00	\$81,102.46	\$81,102.46	\$325,301.60	\$113,621.94	0.00

State of New Mexico
Public School Operating Budget - Actuals Expenditure Rollup Report
Gadsden 2021-2022 - First Quarter (Jul - Sep) - Expenditure
Submitted

Fund	Func	Obj	Job Description	Budget	Adjustments	Adjusted Budget	Current Period	YTD	Encumbrance	Budget Balance	FTE
11000	2100	52220	Medicare Payments	\$121,652.00	\$0.00	\$121,652.00	\$18,967.45	\$18,967.45	\$76,078.36	\$26,606.19	0.00
11000	2100	52311	Health and Medical Premiums	\$854,666.00	\$0.00	\$854,666.00	\$122,186.82	\$122,186.82	\$554,110.58	\$178,368.60	0.00
11000	2100	52312	Life	\$12,006.00	\$0.00	\$12,006.00	\$1,695.09	\$1,695.09	\$6,814.86	\$3,496.05	0.00
11000	2100	52313	Dental	\$42,390.00	\$0.00	\$42,390.00	\$6,818.98	\$6,818.98	\$29,428.39	\$6,142.63	0.00
11000	2100	52314	Vision	\$8,280.00	\$0.00	\$8,280.00	\$1,095.53	\$1,095.53	\$4,804.42	\$2,380.05	0.00
11000	2100	52315	Disability	\$7,454.00	\$0.00	\$7,454.00	\$2,091.76	\$2,091.76	\$8,675.67	(\$3,313.43)	0.00
11000	2100	52500	Unemployment Compensation	\$5,698.00	\$0.00	\$5,698.00	\$1,034.48	\$1,034.48	\$4,187.49	\$476.03	0.00
11000	2100	52710	Workers Compensation Premium	\$192,615.00	\$0.00	\$192,615.00	\$38,470.39	\$38,470.39	\$155,719.26	(\$1,574.65)	0.00
11000	2100	52720	Workers Compensation Employer's Fee	\$2,097.00	\$0.00	\$2,097.00	\$308.60	\$308.60	\$929.50	\$858.90	0.00
11000	2100	53212	Speech Therapists - Contracted	\$1,279,307.00	\$0.00	\$1,279,307.00	\$166,739.56	\$166,739.56	\$1,017,260.89	\$95,306.55	0.00
11000	2100	53217	Interpreters - Contracted	\$1,500.00	\$0.00	\$1,500.00	\$0.00	\$0.00	\$0.00	\$1,500.00	0.00
11000	2100	53330	Professional Development	\$2,750.00	\$0.00	\$2,750.00	\$593.00	\$593.00	\$247.00	\$1,910.00	0.00
11000	2100	53414	Other Services	\$7,600.00	\$0.00	\$7,600.00	\$1,684.48	\$1,684.48	\$7,440.02	(\$1,524.50)	0.00
11000	2100	53711	Other Charges	\$0.00	\$0.00	\$0.00	\$434.99	\$434.99	\$0.00	(\$434.99)	0.00
11000	2100	54311	Maintenance & Repair - Furniture/Fixtures/Equipment	\$5,500.00	\$0.00	\$5,500.00	\$4,676.00	\$4,676.00	\$0.00	\$824.00	0.00
11000	2100	54620	Rental - Equipment and Vehicles	\$4,100.00	\$0.00	\$4,100.00	\$683.34	\$683.34	\$2,050.02	\$1,366.64	0.00
11000	2100	55813	Employee Travel - Non-Teachers	\$0.00	\$0.00	\$0.00	\$74.48	\$74.48	\$0.00	(\$74.48)	0.00
11000	2100	56118	General Supplies and Materials	\$82,495.00	\$0.00	\$82,495.00	\$1,875.32	\$1,875.32	\$5,583.48	\$75,036.20	0.00
11000	2100	57332	Supply Assets (\$5,000 or less)	\$21,550.00	\$0.00	\$21,550.00	\$5,140.16	\$5,140.16	\$1,567.86	\$14,841.98	0.00
11000	2100		SUBTOTAL Support Services-Students	\$12,999,966.00	\$0.00	\$12,999,966.00	\$2,087,139.07	\$2,087,139.07	\$8,834,089.12	\$2,078,737.81	151.18
	2200		Support Services-Instruction								
		51100	Salaries Expense								
11000	2200	51100	1211 Coordinator/Subject Matter Specialist	\$1,263,387.00	\$0.00	\$1,263,387.00	\$222,517.92	\$222,517.92	\$676,469.28	\$364,399.80	9.40
11000	2200	51100	1212 Library/Media Specialists	\$411,441.00	\$0.00	\$411,441.00	\$87,937.44	\$87,937.44	\$343,923.74	(\$20,420.18)	7.14
11000	2200	51100	1213 Library/Media Assistants	\$472,939.00	\$0.00	\$472,939.00	\$78,789.33	\$78,789.33	\$387,578.51	\$6,571.16	23.00
11000	2200	51100	1217 Secretarial/Clerical/Technical Assistants	\$1,022,569.00	\$0.00	\$1,022,569.00	\$210,833.93	\$210,833.93	\$685,814.33	\$125,920.74	41.62
11000	2200	51100	1511 Data Processing	\$261,108.00	\$0.00	\$261,108.00	\$45,626.46	\$45,626.46	\$136,879.54	\$78,602.00	4.00
11000	2200	51100	SUBTOTAL Salaries Expense	\$3,431,444.00	\$0.00	\$3,431,444.00	\$645,705.08	\$645,705.08	\$2,230,665.40	\$555,073.52	85.16
11000	2200	52111	Educational Retirement	\$519,863.00	\$0.00	\$519,863.00	\$97,824.41	\$97,824.41	\$340,817.45	\$81,221.14	0.00
11000	2200	52112	ERA - Retiree Health	\$68,630.00	\$0.00	\$68,630.00	\$12,914.24	\$12,914.24	\$44,992.92	\$10,722.84	0.00
11000	2200	52210	FICA Payments	\$212,751.00	\$0.00	\$212,751.00	\$36,832.60	\$36,832.60	\$127,744.27	\$48,174.13	0.00
11000	2200	52220	Medicare Payments	\$49,756.00	\$0.00	\$49,756.00	\$8,614.00	\$8,614.00	\$29,875.36	\$11,266.64	0.00
11000	2200	52311	Health and Medical Premiums	\$334,901.00	\$0.00	\$334,901.00	\$68,874.57	\$68,874.57	\$256,394.10	\$9,632.33	0.00
11000	2200	52312	Life	\$4,706.00	\$0.00	\$4,706.00	\$1,071.61	\$1,071.61	\$4,016.73	(\$382.34)	0.00
11000	2200	52313	Dental	\$16,615.00	\$0.00	\$16,615.00	\$3,590.37	\$3,590.37	\$12,779.18	\$245.45	0.00
11000	2200	52314	Vision	\$3,246.00	\$0.00	\$3,246.00	\$651.34	\$651.34	\$2,333.12	\$261.54	0.00
11000	2200	52315	Disability	\$2,921.00	\$0.00	\$2,921.00	\$599.97	\$599.97	\$2,031.30	\$289.73	0.00
11000	2200	52500	Unemployment Compensation	\$2,330.00	\$0.00	\$2,330.00	\$478.78	\$478.78	\$1,668.14	\$183.08	0.00
11000	2200	52710	Workers Compensation Premium	\$78,782.00	\$0.00	\$78,782.00	\$17,827.89	\$17,827.89	\$62,112.10	(\$1,157.99)	0.00

State of New Mexico
Public School Operating Budget - Actuals Expenditure Rollup Report
Gadsden 2021-2022 - First Quarter (Jul - Sep) - Expenditure
Submitted

Fund	Func	Obj	Job Description	Budget	Adjustments	Adjusted Budget	Current Period	YTD	Encumbrance	Budget Balance	FTE
11000	2200	52720	Workers Compensation Employer's Fee	\$858.00	\$0.00	\$858.00	\$183.42	\$183.42	\$559.04	\$115.54	0.00
11000	2200	53330	Professional Development	\$23,403.00	\$0.00	\$23,403.00	\$0.00	\$0.00	\$9,999.00	\$13,404.00	0.00
11000	2200	53414	Other Services	\$324,500.00	\$0.00	\$324,500.00	\$9,755.80	\$9,755.80	\$163,957.05	\$150,787.15	0.00
11000	2200	53711	Other Charges	\$1,575.00	\$0.00	\$1,575.00	\$0.00	\$0.00	\$0.00	\$1,575.00	0.00
11000	2200	54311	Maintenance & Repair - Furniture/Fixtures/Equipment	\$2,700.00	\$0.00	\$2,700.00	\$0.00	\$0.00	\$0.00	\$2,700.00	0.00
11000	2200	54620	Rental - Equipment and Vehicles	\$11,600.00	\$0.00	\$11,600.00	\$3,506.67	\$3,506.67	\$7,019.25	\$1,074.08	0.00
11000	2200	54630	Rental - Computers and Related Equipment	\$5,725.00	\$0.00	\$5,725.00	\$0.00	\$0.00	\$0.00	\$5,725.00	0.00
11000	2200	55813	Employee Travel - Non-Teachers	\$7,243.00	\$0.00	\$7,243.00	\$606.37	\$606.37	\$2,900.00	\$3,736.63	0.00
11000	2200	55915	Other Contract Services	\$140,000.00	\$0.00	\$140,000.00	\$0.00	\$0.00	\$150,372.56	(\$10,372.56)	0.00
11000	2200	56113	Software	\$58,800.00	\$0.00	\$58,800.00	\$0.00	\$0.00	\$7,414.80	\$51,385.20	0.00
11000	2200	56114	Library And Audio-Visual	\$55,586.00	\$0.00	\$55,586.00	\$13,170.54	\$13,170.54	\$10,331.05	\$32,084.41	0.00
11000	2200	56118	General Supplies and Materials	\$96,214.00	\$0.00	\$96,214.00	\$2,885.05	\$2,885.05	\$5,737.10	\$87,591.85	0.00
11000	2200	57332	Supply Assets (\$5,000 or less)	\$17,900.00	\$0.00	\$17,900.00	\$137.65	\$137.65	\$30,579.36	(\$12,817.01)	0.00
11000	2200		SUBTOTAL Support Services-Instruction	\$5,472,049.00	\$0.00	\$5,472,049.00	\$925,230.36	\$925,230.36	\$3,504,299.28	\$1,042,519.36	85.16
	2300		Support Services-General Administration								
		51100	Salaries Expense								
11000	2300	51100	1111 Superintendent	\$194,789.00	\$0.00	\$194,789.00	\$38,490.64	\$38,490.64	\$117,046.35	\$39,252.01	1.00
11000	2300	51100	1113 Administrative Associates	\$141,430.00	\$0.00	\$141,430.00	\$25,152.48	\$25,152.48	\$75,457.52	\$40,820.00	1.00
11000	2300	51100	1217 Secretarial/Clerical/Technical Assistants	\$65,743.00	\$0.00	\$65,743.00	\$16,437.18	\$16,437.18	\$49,311.62	(\$5.80)	2.00
11000	2300	51100	1800 Board Members	\$15,000.00	\$0.00	\$15,000.00	\$1,650.00	\$1,650.00	\$700.00	\$12,650.00	0.00
11000	2300	51100	SUBTOTAL Salaries Expense	\$416,962.00	\$0.00	\$416,962.00	\$81,730.30	\$81,730.30	\$242,515.49	\$92,716.21	4.00
		51200	Overtime Expense								
11000	2300	51200	1217 Secretarial/Clerical/Technical Assistants	\$0.00	\$0.00	\$0.00	\$251.40	\$251.40	\$113.13	(\$364.53)	0.00
11000	2300	51200	SUBTOTAL Overtime Expense	\$0.00	\$0.00	\$0.00	\$251.40	\$251.40	\$113.13	(\$364.53)	0.00
		51300	Additional Compensation								
11000	2300	51300	1217 Secretarial/Clerical/Technical Assistants	\$0.00	\$0.00	\$0.00	\$0.00	\$0.00	\$58.66	(\$58.66)	0.00
11000	2300	51300	SUBTOTAL Additional Compensation	\$0.00	\$0.00	\$0.00	\$0.00	\$0.00	\$58.66	(\$58.66)	0.00
11000	2300	52111	Educational Retirement	\$63,270.00	\$0.00	\$63,270.00	\$12,170.26	\$12,170.26	\$36,606.35	\$14,493.39	0.00
11000	2300	52112	ERA - Retiree Health	\$8,053.00	\$0.00	\$8,053.00	\$1,606.61	\$1,606.61	\$4,832.48	\$1,613.91	0.00
11000	2300	52210	FICA Payments	\$25,893.00	\$0.00	\$25,893.00	\$5,006.95	\$5,006.95	\$14,520.94	\$6,365.11	0.00
11000	2300	52220	Medicare Payments	\$6,056.00	\$0.00	\$6,056.00	\$1,171.02	\$1,171.02	\$3,396.12	\$1,488.86	0.00
11000	2300	52311	Health and Medical Premiums	\$37,309.00	\$0.00	\$37,309.00	\$3,183.38	\$3,183.38	\$9,924.66	\$24,200.96	0.00
11000	2300	52312	Life	\$524.00	\$0.00	\$524.00	\$63.12	\$63.12	\$189.36	\$271.52	0.00
11000	2300	52313	Dental	\$1,852.00	\$0.00	\$1,852.00	\$307.92	\$307.92	\$923.76	\$620.32	0.00
11000	2300	52314	Vision	\$362.00	\$0.00	\$362.00	\$50.88	\$50.88	\$152.64	\$158.48	0.00
11000	2300	52315	Disability	\$325.00	\$0.00	\$325.00	\$0.00	\$0.00	\$0.00	\$325.00	0.00
11000	2300	52500	Unemployment Compensation	\$282.00	\$0.00	\$282.00	\$61.91	\$61.91	\$180.01	\$40.08	0.00
11000	2300	52710	Workers Compensation Premium	\$9,587.00	\$0.00	\$9,587.00	\$2,305.32	\$2,305.32	\$6,700.42	\$581.26	0.00

State of New Mexico
Public School Operating Budget - Actuals Expenditure Rollup Report
Gadsden 2021-2022 - First Quarter (Jul - Sep) - Expenditure
Submitted

Fund	Func	Obj	Job	Description	Budget	Adjustments	Adjusted Budget	Current Period	YTD	Encumbrance	Budget Balance	FTE
11000	2300	52720		Workers Compensation Employer's Fee	\$102.00	\$0.00	\$102.00	\$20.70	\$20.70	\$27.60	\$53.70	0.00
11000	2300	53330		Professional Development	\$5,500.00	\$0.00	\$5,500.00	\$1,017.00	\$1,017.00	\$290.00	\$4,193.00	0.00
11000	2300	53411		Auditing	\$47,000.00	\$0.00	\$47,000.00	\$31,931.26	\$31,931.26	\$14,475.74	\$593.00	0.00
11000	2300	53412		Bond/Board Elections	\$150,000.00	\$0.00	\$150,000.00	\$0.00	\$0.00	\$0.00	\$150,000.00	0.00
11000	2300	53413		Legal	\$104,000.00	\$0.00	\$104,000.00	\$15,707.66	\$15,707.66	\$14,392.34	\$73,900.00	0.00
11000	2300	53414		Other Services	\$91,000.00	\$0.00	\$91,000.00	\$2,613.75	\$2,613.75	\$35,243.75	\$53,142.50	0.00
11000	2300	53711		Other Charges	\$8,500.00	\$0.00	\$8,500.00	\$7,787.62	\$7,787.62	\$308.18	\$404.20	0.00
11000	2300	53712		County Tax Collection Costs	\$6,000.00	\$0.00	\$6,000.00	\$218.61	\$218.61	\$0.00	\$5,781.39	0.00
11000	2300	54620		Rental - Equipment and Vehicles	\$5,000.00	\$0.00	\$5,000.00	\$487.41	\$487.41	\$1,462.23	\$3,050.36	0.00
11000	2300	55400		Advertising	\$3,000.00	\$0.00	\$3,000.00	\$0.00	\$0.00	\$350.00	\$2,650.00	0.00
11000	2300	55811		Board Travel	\$15,000.00	\$0.00	\$15,000.00	\$2,610.03	\$2,610.03	\$488.37	\$11,901.60	0.00
11000	2300	55812		Board Training	\$10,000.00	\$0.00	\$10,000.00	\$750.00	\$750.00	\$1,250.00	\$8,000.00	0.00
11000	2300	55813		Employee Travel - Non-Teachers	\$17,000.00	\$0.00	\$17,000.00	\$1,048.31	\$1,048.31	\$806.69	\$15,145.00	0.00
11000	2300	55915		Other Contract Services	\$59,500.00	\$0.00	\$59,500.00	\$4,707.85	\$4,707.85	\$20,692.15	\$34,100.00	0.00
11000	2300	56115		Board Expenses	\$9,000.00	\$0.00	\$9,000.00	\$8,029.50	\$8,029.50	\$0.00	\$970.50	0.00
11000	2300	56118		General Supplies and Materials	\$5,700.00	\$0.00	\$5,700.00	\$5,764.90	\$5,764.90	\$11,767.29	(\$11,832.19)	0.00
11000	2300	57332		Supply Assets (\$5,000 or less)	\$3,500.00	\$0.00	\$3,500.00	\$0.00	\$0.00	\$0.00	\$3,500.00	0.00
11000	2300			SUBTOTAL Support Services-General Administration	\$1,110,277.00	\$0.00	\$1,110,277.00	\$190,603.67	\$190,603.67	\$421,668.36	\$498,004.97	4.00
	2400			Support Services-School Administration								
		51100		Salaries Expense								
11000	2400	51100	1112	Principals	\$4,490,805.00	\$0.00	\$4,490,805.00	\$994,720.58	\$994,720.58	\$3,284,173.92	\$211,910.50	59.00
11000	2400	51100	1217	Secretarial/Clerical/Technical Assistants	\$1,035,860.00	\$0.00	\$1,035,860.00	\$211,582.80	\$211,582.80	\$771,878.96	\$52,398.24	50.00
11000	2400	51100		SUBTOTAL Salaries Expense	\$5,526,665.00	\$0.00	\$5,526,665.00	\$1,206,303.38	\$1,206,303.38	\$4,056,052.88	\$264,308.74	109.00
11000	2400	52111		Educational Retirement	\$837,290.00	\$0.00	\$837,290.00	\$182,395.75	\$182,395.75	\$614,492.28	\$40,401.97	0.00
11000	2400	52112		ERA - Retiree Health	\$110,533.00	\$0.00	\$110,533.00	\$24,126.09	\$24,126.09	\$81,121.03	\$5,285.88	0.00
11000	2400	52210		FICA Payments	\$342,653.00	\$0.00	\$342,653.00	\$69,179.49	\$69,179.49	\$231,494.51	\$41,979.00	0.00
11000	2400	52220		Medicare Payments	\$80,137.00	\$0.00	\$80,137.00	\$16,179.28	\$16,179.28	\$54,140.82	\$9,816.90	0.00
11000	2400	52311		Health and Medical Premiums	\$562,901.00	\$0.00	\$562,901.00	\$129,169.68	\$129,169.68	\$460,950.76	(\$27,219.44)	0.00
11000	2400	52312		Life	\$7,908.00	\$0.00	\$7,908.00	\$1,481.48	\$1,481.48	\$5,136.75	\$1,289.77	0.00
11000	2400	52313		Dental	\$27,925.00	\$0.00	\$27,925.00	\$6,418.50	\$6,418.50	\$22,261.21	(\$754.71)	0.00
11000	2400	52314		Vision	\$5,454.00	\$0.00	\$5,454.00	\$1,143.03	\$1,143.03	\$4,050.79	\$260.18	0.00
11000	2400	52315		Disability	\$4,909.00	\$0.00	\$4,909.00	\$1,115.44	\$1,115.44	\$4,023.12	(\$229.56)	0.00
11000	2400	52500		Unemployment Compensation	\$3,753.00	\$0.00	\$3,753.00	\$894.96	\$894.96	\$3,009.17	(\$151.13)	0.00
11000	2400	52710		Workers Compensation Premium	\$126,863.00	\$0.00	\$126,863.00	\$33,306.20	\$33,306.20	\$111,988.37	(\$18,431.57)	0.00
11000	2400	52720		Workers Compensation Employer's Fee	\$1,382.00	\$0.00	\$1,382.00	\$243.80	\$243.80	\$722.20	\$416.00	0.00
11000	2400	53330		Professional Development	\$6,000.00	\$0.00	\$6,000.00	\$0.00	\$0.00	\$0.00	\$6,000.00	0.00
11000	2400	53414		Other Services	\$70,000.00	\$0.00	\$70,000.00	\$0.00	\$0.00	\$0.00	\$70,000.00	0.00
11000	2400	53711		Other Charges	\$2,286.00	\$0.00	\$2,286.00	\$239.00	\$239.00	\$989.02	\$1,057.98	0.00

State of New Mexico
Public School Operating Budget - Actuals Expenditure Rollup Report
Gadsden 2021-2022 - First Quarter (Jul - Sep) - Expenditure
Submitted

Fund	Func	Obj	Job	Description	Budget	Adjustments	Adjusted Budget	Current Period	YTD	Encumbrance	Budget Balance	FTE
11000	2400	54311		Maintenance & Repair - Furniture/Fixtures/Equipment	\$3,075.00	\$0.00	\$3,075.00	\$1,435.14	\$1,435.14	\$81.99	\$1,557.87	0.00
11000	2400	55813		Employee Travel - Non-Teachers	\$4,200.00	\$0.00	\$4,200.00	\$0.00	\$0.00	\$881.93	\$3,318.07	0.00
11000	2400	56118		General Supplies and Materials	\$110,163.00	\$0.00	\$110,163.00	\$10,360.62	\$10,360.62	\$8,137.12	\$91,665.26	0.00
11000	2400	57331		Fixed Assets (more than \$5,000)	\$4,400.00	\$0.00	\$4,400.00	\$0.00	\$0.00	\$0.00	\$4,400.00	0.00
11000	2400	57332		Supply Assets (\$5,000 or less)	\$25,974.00	\$0.00	\$25,974.00	\$8,269.01	\$8,269.01	\$12,729.73	\$4,975.26	0.00
11000	2400			SUBTOTAL Support Services-School Administration	\$7,864,471.00	\$0.00	\$7,864,471.00	\$1,692,260.85	\$1,692,260.85	\$5,672,263.68	\$499,946.47	109.00
	2500			Central Services								
		51100		Salaries Expense								
11000	2500	51100	1113	Administrative Associates	\$109,179.00	\$0.00	\$109,179.00	\$27,135.24	\$27,135.24	\$81,405.76	\$638.00	1.00
11000	2500	51100	1114	Administrative Assistants	\$85,003.00	\$0.00	\$85,003.00	\$21,250.74	\$21,250.74	\$63,752.26	\$0.00	2.00
11000	2500	51100	1115	Assoc. Supt.-Fin./Bus. Mgr.	\$230,587.00	\$0.00	\$230,587.00	\$25,417.26	\$25,417.26	\$76,251.74	\$128,918.00	1.00
11000	2500	51100	1217	Secretarial/Clerical/Technical Assistants	\$261,234.00	\$0.00	\$261,234.00	\$62,497.94	\$62,497.94	\$175,986.22	\$22,749.84	6.00
11000	2500	51100	1220	Business Office Support	\$550,386.00	\$0.00	\$550,386.00	\$131,882.78	\$131,882.78	\$395,229.33	\$23,273.89	13.00
11000	2500	51100	1511	Data Processing	\$458,514.00	\$0.00	\$458,514.00	\$106,878.72	\$106,878.72	\$278,985.81	\$72,649.47	11.00
11000	2500	51100	1616	Warehouse/Delivery	\$284,258.00	\$0.00	\$284,258.00	\$67,583.56	\$67,583.56	\$202,964.44	\$13,710.00	9.50
11000	2500	51100		SUBTOTAL Salaries Expense	\$1,979,161.00	\$0.00	\$1,979,161.00	\$442,646.24	\$442,646.24	\$1,274,575.56	\$261,939.20	43.50
		51200		Overtime Expense								
11000	2500	51200	1511	Data Processing	\$0.00	\$0.00	\$0.00	\$1,663.30	\$1,663.30	\$0.00	(\$1,663.30)	0.00
11000	2500	51200	1616	Warehouse/Delivery	\$0.00	\$0.00	\$0.00	\$3,186.32	\$3,186.32	\$609.50	(\$3,795.82)	0.00
11000	2500	51200		SUBTOTAL Overtime Expense	\$0.00	\$0.00	\$0.00	\$4,849.62	\$4,849.62	\$609.50	(\$5,459.12)	0.00
		51300		Additional Compensation								
11000	2500	51300	1511	Data Processing	\$0.00	\$0.00	\$0.00	\$44.58	\$44.58	\$0.00	(\$44.58)	0.00
11000	2500	51300		SUBTOTAL Additional Compensation	\$0.00	\$0.00	\$0.00	\$44.58	\$44.58	\$0.00	(\$44.58)	0.00
11000	2500	52111		Educational Retirement	\$299,747.00	\$0.00	\$299,747.00	\$67,319.62	\$67,319.62	\$190,089.55	\$42,337.83	0.00
11000	2500	52112		ERA - Retiree Health	\$39,572.00	\$0.00	\$39,572.00	\$8,886.85	\$8,886.85	\$25,093.82	\$5,591.33	0.00
11000	2500	52210		FICA Payments	\$122,668.00	\$0.00	\$122,668.00	\$25,453.66	\$25,453.66	\$71,476.05	\$25,738.29	0.00
11000	2500	52220		Medicare Payments	\$28,690.00	\$0.00	\$28,690.00	\$5,952.70	\$5,952.70	\$16,715.98	\$6,021.32	0.00
11000	2500	52311		Health and Medical Premiums	\$187,286.00	\$0.00	\$187,286.00	\$46,083.70	\$46,083.70	\$139,583.47	\$1,618.83	0.00
11000	2500	52312		Life	\$2,531.00	\$0.00	\$2,531.00	\$683.87	\$683.87	\$1,926.11	(\$78.98)	0.00
11000	2500	52313		Dental	\$9,292.00	\$0.00	\$9,292.00	\$2,207.12	\$2,207.12	\$6,647.69	\$437.19	0.00
11000	2500	52314		Vision	\$1,817.00	\$0.00	\$1,817.00	\$413.93	\$413.93	\$1,218.24	\$184.83	0.00
11000	2500	52315		Disability	\$1,634.00	\$0.00	\$1,634.00	\$481.39	\$481.39	\$1,338.29	(\$185.68)	0.00
11000	2500	52500		Unemployment Compensation	\$1,345.00	\$0.00	\$1,345.00	\$331.77	\$331.77	\$937.29	\$75.94	0.00
11000	2500	52710		Workers Compensation Premium	\$45,425.00	\$0.00	\$45,425.00	(\$461,364.08)	(\$461,364.08)	\$34,900.24	\$471,888.84	0.00
11000	2500	52720		Workers Compensation Employer's Fee	\$495.00	\$0.00	\$495.00	\$104.65	\$104.65	\$279.45	\$110.90	0.00
11000	2500	53330		Professional Development	\$39,500.00	\$0.00	\$39,500.00	\$1,861.46	\$1,861.46	\$900.00	\$36,738.54	0.00
11000	2500	53414		Other Services	\$1,344,500.00	\$0.00	\$1,344,500.00	\$13,906.34	\$13,906.34	\$313,490.66	\$1,017,103.00	0.00
11000	2500	53711		Other Charges	\$8,000.00	\$0.00	\$8,000.00	(\$4,372.27)	(\$4,372.27)	\$5,069.00	\$7,303.27	0.00

State of New Mexico
Public School Operating Budget - Actuals Expenditure Rollup Report
Gadsden 2021-2022 - First Quarter (Jul - Sep) - Expenditure
Submitted

Fund	Func	Obj	Job	Description	Budget	Adjustments	Adjusted Budget	Current Period	YTD	Encumbrance	Budget Balance	FTE
11000	2500	54311		Maintenance & Repair - Furniture/Fixtures/Equipment	\$64,000.00	\$0.00	\$64,000.00	\$4,305.42	\$4,305.42	\$0.00	\$59,694.58	0.00
11000	2500	54620		Rental - Equipment and Vehicles	\$27,500.00	\$0.00	\$27,500.00	\$4,998.81	\$4,998.81	\$14,996.43	\$7,504.76	0.00
11000	2500	55400		Advertising	\$1,900.00	\$0.00	\$1,900.00	\$3,384.00	\$3,384.00	\$3,458.00	(\$4,942.00)	0.00
11000	2500	55813		Employee Travel - Non-Teachers	\$14,000.00	\$0.00	\$14,000.00	\$1,597.15	\$1,597.15	\$892.45	\$11,510.40	0.00
11000	2500	55915		Other Contract Services	\$44,000.00	\$0.00	\$44,000.00	\$18,568.00	\$18,568.00	\$10,008.00	\$15,424.00	0.00
11000	2500	56113		Software	\$310,000.00	\$0.00	\$310,000.00	\$0.00	\$0.00	\$26,246.00	\$283,754.00	0.00
11000	2500	56118		General Supplies and Materials	\$58,200.00	\$0.00	\$58,200.00	\$27,376.60	\$27,376.60	\$29,032.26	\$1,791.14	0.00
11000	2500	57331		Fixed Assets (more than \$5,000)	\$500,000.00	\$0.00	\$500,000.00	\$25,009.75	\$25,009.75	\$182,053.23	\$292,937.02	0.00
11000	2500	57332		Supply Assets (\$5,000 or less)	\$1,031,000.00	\$0.00	\$1,031,000.00	\$175,884.32	\$175,884.32	\$527,292.96	\$327,822.72	0.00
11000	2500			<i>SUBTOTAL Central Services</i>	<i>\$6,162,263.00</i>	<i>\$0.00</i>	<i>\$6,162,263.00</i>	<i>\$416,615.20</i>	<i>\$416,615.20</i>	<i>\$2,878,830.23</i>	<i>\$2,866,817.57</i>	<i>43.50</i>
	2600			Operation & Maintenance of Plant								
		51100		Salaries Expense								
11000	2600	51100	1113	Administrative Associates	\$115,837.00	\$0.00	\$115,837.00	\$15,604.56	\$15,604.56	\$46,813.60	\$53,418.84	0.70
11000	2600	51100	1114	Administrative Assistants	\$417,145.00	\$0.00	\$417,145.00	\$98,157.30	\$98,157.30	\$269,025.83	\$49,961.87	6.00
11000	2600	51100	1217	Secretarial/Clerical/Technical Assistants	\$231,676.00	\$0.00	\$231,676.00	\$49,592.34	\$49,592.34	\$148,777.26	\$33,306.40	7.00
11000	2600	51100	1614	Maintenance	\$1,790,600.00	\$0.00	\$1,790,600.00	\$360,130.12	\$360,130.12	\$1,004,231.37	\$426,238.51	55.00
11000	2600	51100	1615	Custodial	\$2,612,355.00	\$0.00	\$2,612,355.00	\$596,208.09	\$596,208.09	\$1,709,330.48	\$306,816.43	102.50
11000	2600	51100	1623	Crosswalk Guards	\$670,398.00	\$0.00	\$670,398.00	\$101,776.66	\$101,776.66	\$454,576.29	\$114,045.05	39.50
11000	2600	51100		<i>SUBTOTAL Salaries Expense</i>	<i>\$5,838,011.00</i>	<i>\$0.00</i>	<i>\$5,838,011.00</i>	<i>\$1,221,469.07</i>	<i>\$1,221,469.07</i>	<i>\$3,632,754.83</i>	<i>\$983,787.10</i>	<i>210.70</i>
		51200		Overtime Expense								
11000	2600	51200	1217	Secretarial/Clerical/Technical Assistants	\$0.00	\$0.00	\$0.00	\$0.00	\$0.00	\$710.19	(\$710.19)	0.00
11000	2600	51200	1614	Maintenance	\$0.00	\$0.00	\$0.00	\$9,080.30	\$9,080.30	\$354.96	(\$9,435.26)	0.00
11000	2600	51200	1615	Custodial	\$180,000.00	\$0.00	\$180,000.00	\$7,319.23	\$7,319.23	\$1,870.12	\$170,810.65	0.00
11000	2600	51200	1623	Crosswalk Guards	\$0.00	\$0.00	\$0.00	\$1,232.11	\$1,232.11	\$414.50	(\$1,646.61)	0.00
11000	2600	51200		<i>SUBTOTAL Overtime Expense</i>	<i>\$180,000.00</i>	<i>\$0.00</i>	<i>\$180,000.00</i>	<i>\$17,631.64</i>	<i>\$17,631.64</i>	<i>\$3,349.77</i>	<i>\$159,018.59</i>	<i>0.00</i>
		51300		Additional Compensation								
11000	2600	51300	1614	Maintenance	\$0.00	\$0.00	\$0.00	\$1,045.37	\$1,045.37	\$6,277.32	(\$7,322.69)	0.00
11000	2600	51300	1615	Custodial	\$0.00	\$0.00	\$0.00	\$855.74	\$855.74	\$158.83	(\$1,014.57)	0.00
11000	2600	51300	1623	Crosswalk Guards	\$0.00	\$0.00	\$0.00	\$98.40	\$98.40	\$0.00	(\$98.40)	0.00
11000	2600	51300		<i>SUBTOTAL Additional Compensation</i>	<i>\$0.00</i>	<i>\$0.00</i>	<i>\$0.00</i>	<i>\$1,999.51</i>	<i>\$1,999.51</i>	<i>\$6,436.15</i>	<i>(\$8,435.66)</i>	<i>0.00</i>
11000	2600	52111		Educational Retirement	\$912,468.00	\$0.00	\$912,468.00	\$187,028.12	\$187,028.12	\$548,149.05	\$177,290.83	0.00
11000	2600	52112		ERA - Retiree Health	\$121,074.00	\$0.00	\$121,074.00	\$24,690.10	\$24,690.10	\$72,362.47	\$24,021.43	0.00
11000	2600	52210		FICA Payments	\$373,594.00	\$0.00	\$373,594.00	\$73,008.18	\$73,008.18	\$211,898.40	\$88,687.42	0.00
11000	2600	52220		Medicare Payments	\$87,453.00	\$0.00	\$87,453.00	\$17,074.07	\$17,074.07	\$49,555.23	\$20,823.70	0.00
11000	2600	52311		Health and Medical Premiums	\$598,671.00	\$0.00	\$598,671.00	\$97,218.69	\$97,218.69	\$309,418.46	\$192,033.85	0.00
11000	2600	52312		Life	\$8,411.00	\$0.00	\$8,411.00	\$2,776.39	\$2,776.39	\$8,243.89	(\$2,609.28)	0.00
11000	2600	52313		Dental	\$29,699.00	\$0.00	\$29,699.00	\$5,570.40	\$5,570.40	\$17,130.37	\$6,998.23	0.00
11000	2600	52314		Vision	\$5,801.00	\$0.00	\$5,801.00	\$927.65	\$927.65	\$2,947.85	\$1,925.50	0.00

State of New Mexico
Public School Operating Budget - Actuals Expenditure Rollup Report
Gadsden 2021-2022 - First Quarter (Jul - Sep) - Expenditure
Submitted

Fund	Func	Obj	Job Description	Budget	Adjustments	Adjusted Budget	Current Period	YTD	Encumbrance	Budget Balance	FTE
11000	2600	52315	Disability	\$5,223.00	\$0.00	\$5,223.00	\$1,284.36	\$1,284.36	\$3,872.07	\$66.57	0.00
11000	2600	52500	Unemployment Compensation	\$4,395.00	\$0.00	\$4,395.00	\$923.79	\$923.79	\$2,691.41	\$779.80	0.00
11000	2600	52710	Workers Compensation Premium	\$138,610.00	\$0.00	\$138,610.00	\$34,375.22	\$34,375.22	\$100,123.29	\$4,111.49	0.00
11000	2600	52720	Workers Compensation Employer's Fee	\$1,499.00	\$0.00	\$1,499.00	\$426.60	\$426.60	\$1,218.08	(\$145.68)	0.00
11000	2600	53330	Professional Development	\$13,000.00	\$0.00	\$13,000.00	\$0.00	\$0.00	\$0.00	\$13,000.00	0.00
11000	2600	53711	Other Charges	\$23,000.00	\$0.00	\$23,000.00	\$4,738.93	\$4,738.93	\$14,176.07	\$4,085.00	0.00
11000	2600	54311	Maintenance & Repair - Furniture/Fixtures/Equipment	\$187,000.00	\$0.00	\$187,000.00	\$12,039.75	\$12,039.75	\$51,739.14	\$123,221.11	0.00
11000	2600	54312	Maintenance & Repair - Buildings and Grounds	\$140,000.00	\$0.00	\$140,000.00	\$14,498.46	\$14,498.46	\$32,435.44	\$93,066.10	0.00
11000	2600	54313	Maintenance & Repair - Vehicles	\$8,000.00	\$0.00	\$8,000.00	\$1,729.80	\$1,729.80	\$6,677.93	(\$407.73)	0.00
11000	2600	54411	Electricity	\$3,000,000.00	\$0.00	\$3,000,000.00	\$656,409.38	\$656,409.38	\$2,211,975.61	\$131,615.01	0.00
11000	2600	54412	Natural Gas (Buildings)	\$500,000.00	\$0.00	\$500,000.00	\$12,083.96	\$12,083.96	\$265,857.42	\$222,058.62	0.00
11000	2600	54413	Propane/Butane (Buildings)	\$10,000.00	\$0.00	\$10,000.00	\$263.61	\$263.61	\$7,371.62	\$2,364.77	0.00
11000	2600	54415	Water/Sewage	\$922,000.00	\$0.00	\$922,000.00	\$173,464.73	\$173,464.73	\$631,781.99	\$116,753.28	0.00
11000	2600	54416	Communication Services	\$955,500.00	\$0.00	\$955,500.00	\$210,505.82	\$210,505.82	\$664,541.71	\$80,452.47	0.00
11000	2600	54610	Rental - Land and Buildings	\$1,000.00	\$0.00	\$1,000.00	\$0.00	\$0.00	\$1,050.00	(\$50.00)	0.00
11000	2600	54620	Rental - Equipment and Vehicles	\$11,000.00	\$0.00	\$11,000.00	\$1,972.32	\$1,972.32	\$5,004.96	\$4,022.72	0.00
11000	2600	55200	Property/Liability Insurance	\$2,362,062.00	\$0.00	\$2,362,062.00	\$2,455,919.53	\$2,455,919.53	\$0.00	(\$93,857.53)	0.00
11000	2600	55813	Employee Travel - Non-Teachers	\$13,300.00	\$0.00	\$13,300.00	\$944.38	\$944.38	\$590.00	\$11,765.62	0.00
11000	2600	55915	Other Contract Services	\$302,500.00	\$0.00	\$302,500.00	\$0.00	\$0.00	\$1,250.00	\$301,250.00	0.00
11000	2600	56113	Software	\$0.00	\$0.00	\$0.00	\$1,099.00	\$1,099.00	\$0.00	(\$1,099.00)	0.00
11000	2600	56118	General Supplies and Materials	\$353,200.00	\$0.00	\$353,200.00	\$63,519.37	\$63,519.37	\$147,036.48	\$142,644.15	0.00
11000	2600	56211	Gasoline	\$154,500.00	\$0.00	\$154,500.00	\$6,572.00	\$6,572.00	\$71,590.46	\$76,337.54	0.00
11000	2600	56212	Diesel Fuel	\$50,000.00	\$0.00	\$50,000.00	\$0.00	\$0.00	\$0.00	\$50,000.00	0.00
11000	2600	56214	Lubricants/Anti-Freeze	\$4,000.00	\$0.00	\$4,000.00	\$0.00	\$0.00	\$0.00	\$4,000.00	0.00
11000	2600	56215	Tires/Tubes	\$6,000.00	\$0.00	\$6,000.00	\$617.00	\$617.00	\$0.00	\$5,383.00	0.00
11000	2600	56216	Maintenance Supplies/Parts	\$15,000.00	\$0.00	\$15,000.00	\$815.05	\$815.05	\$1,184.95	\$13,000.00	0.00
11000	2600	57331	Fixed Assets (more than \$5,000)	\$48,000.00	\$0.00	\$48,000.00	\$0.00	\$0.00	\$0.00	\$48,000.00	0.00
11000	2600	57332	Supply Assets (\$5,000 or less)	\$24,500.00	\$0.00	\$24,500.00	\$41,181.84	\$41,181.84	\$421.50	(\$17,103.34)	0.00
11000	2600		<i>SUBTOTAL Operation & Maintenance of Plant</i>	<i>\$17,408,471.00</i>	<i>\$0.00</i>	<i>\$17,408,471.00</i>	<i>\$5,344,778.72</i>	<i>\$5,344,778.72</i>	<i>\$9,084,836.60</i>	<i>\$2,978,855.68</i>	<i>210.70</i>
	2700		<i>Student Transportation</i>								
11000	2700	55112	Transportation Contractors	\$1,493,033.00	\$0.00	\$1,493,033.00	\$748,033.00	\$748,033.00	\$60,000.00	\$685,000.00	0.00
11000	2700	57311	Vehicles General	\$250,000.00	\$0.00	\$250,000.00	\$0.00	\$0.00	\$0.00	\$250,000.00	0.00
11000	2700		<i>SUBTOTAL Student Transportation</i>	<i>\$1,743,033.00</i>	<i>\$0.00</i>	<i>\$1,743,033.00</i>	<i>\$748,033.00</i>	<i>\$748,033.00</i>	<i>\$60,000.00</i>	<i>\$935,000.00</i>	<i>0.00</i>
	2900		<i>Other Support Services</i>								
11000	2900	58213	Emergency Reserve	\$8,809,907.00	\$0.00	\$8,809,907.00	\$0.00	\$0.00	\$0.00	\$8,809,907.00	0.00
11000	2900	58215	Restricted Expenditures	\$25,953,806.00	\$0.00	\$25,953,806.00	\$0.00	\$0.00	\$0.00	\$25,953,806.00	0.00
11000	2900	58218	75% June Credit	\$63,457.00	\$0.00	\$63,457.00	\$0.00	\$0.00	\$0.00	\$63,457.00	0.00
11000	2900		<i>SUBTOTAL Other Support Services</i>	<i>\$34,827,170.00</i>	<i>\$0.00</i>	<i>\$34,827,170.00</i>	<i>\$0.00</i>	<i>\$0.00</i>	<i>\$0.00</i>	<i>\$34,827,170.00</i>	<i>0.00</i>

State of New Mexico
Public School Operating Budget - Actuals Expenditure Rollup Report
Gadsden 2021-2022 - First Quarter (Jul - Sep) - Expenditure
Submitted

Fund	Func	Obj	Job	Description	Budget	Adjustments	Adjusted Budget	Current Period	YTD	Encumbrance	Budget Balance	FTE
11000	2000			SUBTOTAL Support Services	\$87,587,700.00	\$0.00	\$87,587,700.00	\$11,404,660.87	\$11,404,660.87	\$30,455,987.27	\$45,727,051.86	603.54
	3000			Operation of Non-Instructional Services								
	3300			Community Services Operations								
		51300		Additional Compensation								
11000	3300	51300	1620	Recreation	\$20,000.00	\$0.00	\$20,000.00	\$0.00	\$0.00	\$0.00	\$20,000.00	0.00
11000	3300	51300		SUBTOTAL Additional Compensation	\$20,000.00	\$0.00	\$20,000.00	\$0.00	\$0.00	\$0.00	\$20,000.00	0.00
11000	3300	52111		Educational Retirement	\$2,783.00	\$0.00	\$2,783.00	\$0.00	\$0.00	\$0.00	\$2,783.00	0.00
11000	3300	52112		ERA - Retiree Health	\$100.00	\$0.00	\$100.00	\$0.00	\$0.00	\$0.00	\$100.00	0.00
11000	3300	52210		FICA Payments	\$1,000.00	\$0.00	\$1,000.00	\$0.00	\$0.00	\$0.00	\$1,000.00	0.00
11000	3300	52220		Medicare Payments	\$410.00	\$0.00	\$410.00	\$0.00	\$0.00	\$0.00	\$410.00	0.00
11000	3300	52500		Unemployment Compensation	\$798.00	\$0.00	\$798.00	\$0.00	\$0.00	\$0.00	\$798.00	0.00
11000	3300	52710		Workers Compensation Premium	\$1,179.00	\$0.00	\$1,179.00	\$0.00	\$0.00	\$0.00	\$1,179.00	0.00
11000	3300	52720		Workers Compensation Employer's Fee	\$40.00	\$0.00	\$40.00	\$0.00	\$0.00	\$0.00	\$40.00	0.00
11000	3300	55915		Other Contract Services	\$1,500.00	\$0.00	\$1,500.00	\$0.00	\$0.00	\$0.00	\$1,500.00	0.00
11000	3300	56118		General Supplies and Materials	\$2,870.00	\$0.00	\$2,870.00	\$0.00	\$0.00	\$0.00	\$2,870.00	0.00
11000	3300			SUBTOTAL Community Services Operations	\$30,680.00	\$0.00	\$30,680.00	\$0.00	\$0.00	\$0.00	\$30,680.00	0.00
11000	3000			SUBTOTAL Operation of Non-Instructional Services	\$30,680.00	\$0.00	\$30,680.00	\$0.00	\$0.00	\$0.00	\$30,680.00	0.00
11000				TOTAL Operational Pupil Transportation Support Services Student Transportation Salaries Expense	\$176,198,148.00	\$0.00	\$176,198,148.00	\$25,038,284.66	\$25,038,284.66	\$78,952,978.31	\$72,206,885.03	1,750.59
13000	2700	51100	1113	Administrative Associates	\$9,000.00	\$0.00	\$9,000.00	\$2,229.24	\$2,229.24	\$6,687.71	\$83.05	0.10
13000	2700	51100	1217	Secretarial/Clerical/Technical Assistants	\$28,000.00	\$0.00	\$28,000.00	\$6,952.38	\$6,952.38	\$20,857.22	\$190.40	1.00
13000	2700	51100		SUBTOTAL Salaries Expense	\$37,000.00	\$0.00	\$37,000.00	\$9,181.62	\$9,181.62	\$27,544.93	\$273.45	1.10
13000	2700	52111		Educational Retirement	\$5,606.00	\$0.00	\$5,606.00	\$1,391.04	\$1,391.04	\$4,173.13	\$41.83	0.00
13000	2700	52112		ERA - Retiree Health	\$740.00	\$0.00	\$740.00	\$183.60	\$183.60	\$550.81	\$5.59	0.00
13000	2700	52210		FICA Payments	\$2,295.00	\$0.00	\$2,295.00	\$523.42	\$523.42	\$1,567.27	\$204.31	0.00
13000	2700	52220		Medicare Payments	\$537.00	\$0.00	\$537.00	\$122.40	\$122.40	\$366.49	\$48.11	0.00
13000	2700	52311		Health and Medical Premiums	\$3,820.00	\$0.00	\$3,820.00	\$1,016.34	\$1,016.34	\$3,121.38	(\$317.72)	0.00
13000	2700	52312		Life	\$54.00	\$0.00	\$54.00	\$17.34	\$17.34	\$52.02	(\$15.36)	0.00
13000	2700	52313		Dental	\$200.00	\$0.00	\$200.00	\$51.48	\$51.48	\$154.44	(\$5.92)	0.00
13000	2700	52314		Vision	\$38.00	\$0.00	\$38.00	\$11.28	\$11.28	\$33.84	(\$7.12)	0.00
13000	2700	52315		Disability	\$34.00	\$0.00	\$34.00	\$6.90	\$6.90	\$20.70	\$6.40	0.00
13000	2700	52500		Unemployment Compensation	\$26.00	\$0.00	\$26.00	\$6.84	\$6.84	\$20.52	(\$1.36)	0.00

State of New Mexico
Public School Operating Budget - Actuals Expenditure Rollup Report
Gadsden 2021-2022 - First Quarter (Jul - Sep) - Expenditure
Submitted

Fund	Func	Obj	Job	Description	Budget	Adjustments	Adjusted Budget	Current Period	YTD	Encumbrance	Budget Balance	FTE
13000	2700	52710		Workers Compensation Premium	\$850.00	\$0.00	\$850.00	\$253.50	\$253.50	\$760.50	(\$164.00)	0.00
13000	2700	52720		Workers Compensation Employer's Fee	\$10.00	\$0.00	\$10.00	\$2.53	\$2.53	\$7.59	(\$0.12)	0.00
13000	2700	53330		Professional Development	\$1,500.00	\$0.00	\$1,500.00	\$0.00	\$0.00	\$0.00	\$1,500.00	0.00
13000	2700	53711		Other Charges	\$8,000.00	\$0.00	\$8,000.00	\$3,971.22	\$3,971.22	\$18,028.78	(\$14,000.00)	0.00
13000	2700	54311		Maintenance & Repair - Furniture/Fixtures/Equipment	\$1,000.00	\$0.00	\$1,000.00	\$0.00	\$0.00	\$0.00	\$1,000.00	0.00
13000	2700	54620		Rental - Equipment and Vehicles	\$764,967.00	\$0.00	\$764,967.00	\$229,702.97	\$229,702.97	\$536,086.87	(\$822.84)	0.00
13000	2700	55111		Transportation Per-Capita Feeders	\$5,000.00	\$0.00	\$5,000.00	\$672.69	\$672.69	\$5,750.79	(\$1,423.48)	0.00
13000	2700	55112		Transportation Contractors	\$4,476,199.00	\$0.00	\$4,476,199.00	\$819,236.60	\$819,236.60	\$3,656,962.40	\$0.00	0.00
13000	2700	55200		Property/Liability Insurance	\$107,500.00	\$0.00	\$107,500.00	\$538.00	\$538.00	\$0.00	\$106,962.00	0.00
13000	2700	55916		Bus Inspections	\$7,000.00	\$0.00	\$7,000.00	\$0.00	\$0.00	\$3,357.69	\$3,642.31	0.00
13000	2700	56118		General Supplies and Materials	\$2,500.00	\$0.00	\$2,500.00	\$830.46	\$830.46	\$639.33	\$1,030.21	0.00
13000	2700	57332		Supply Assets (\$5,000 or less)	\$5,000.00	\$0.00	\$5,000.00	\$0.00	\$0.00	\$0.00	\$5,000.00	0.00
13000	2700			<i>SUBTOTAL Student Transportation</i>	<i>\$5,429,876.00</i>	<i>\$0.00</i>	<i>\$5,429,876.00</i>	<i>\$1,067,720.23</i>	<i>\$1,067,720.23</i>	<i>\$4,259,199.48</i>	<i>\$102,956.29</i>	<i>1.10</i>
13000	2000			<i>SUBTOTAL Support Services</i>	<i>\$5,429,876.00</i>	<i>\$0.00</i>	<i>\$5,429,876.00</i>	<i>\$1,067,720.23</i>	<i>\$1,067,720.23</i>	<i>\$4,259,199.48</i>	<i>\$102,956.29</i>	<i>1.10</i>
1300				<i>TOTAL Pupil Transportation</i>	<i>\$5,429,876.00</i>	<i>\$0.00</i>	<i>\$5,429,876.00</i>	<i>\$1,067,720.23</i>	<i>\$1,067,720.23</i>	<i>\$4,259,199.48</i>	<i>\$102,956.29</i>	<i>1.10</i>
14000				Total Instructional Materials Sub-Fund								
	1000			Instruction								
14000	1000	56107		Instructional Materials Credit - 50% Textbooks	\$49,588.00	\$0.00	\$49,588.00	\$0.00	\$0.00	\$0.00	\$49,588.00	0.00
14000	1000	56111		Instructional Materials Cash - 50% Textbooks	\$49,588.00	\$0.00	\$49,588.00	\$22,045.29	\$22,045.29	\$49,997.00	(\$22,454.29)	0.00
14000	1000			<i>SUBTOTAL Instruction</i>	<i>\$99,176.00</i>	<i>\$0.00</i>	<i>\$99,176.00</i>	<i>\$22,045.29</i>	<i>\$22,045.29</i>	<i>\$49,997.00</i>	<i>\$27,133.71</i>	<i>0.00</i>
1400				<i>TOTAL Total Instructional Materials Sub-Fund</i>	<i>\$99,176.00</i>	<i>\$0.00</i>	<i>\$99,176.00</i>	<i>\$22,045.29</i>	<i>\$22,045.29</i>	<i>\$49,997.00</i>	<i>\$27,133.71</i>	<i>0.00</i>
21000				Food Services								
	3000			Operation of Non-Instructional Services								
	3100			Food Services Operations								
		51100		Salaries Expense								
21000	3100	51100	1113	Administrative Associates	\$25,000.00	\$0.00	\$25,000.00	\$4,458.48	\$4,458.48	\$0.00	\$20,541.52	0.20
21000	3100	51100	1114	Administrative Assistants	\$300,000.00	\$0.00	\$300,000.00	\$69,547.06	\$69,547.06	\$188,536.06	\$41,916.88	5.00
21000	3100	51100	1217	Secretarial/Clerical/Technical Assistants	\$160,000.00	\$0.00	\$160,000.00	\$29,644.92	\$29,644.92	\$88,934.68	\$41,420.40	3.00
21000	3100	51100	1611	Substitutes-Sick Leave	\$30,000.00	\$0.00	\$30,000.00	\$2,567.00	\$2,567.00	\$1,083.25	\$26,349.75	0.00
21000	3100	51100	1616	Warehouse/Delivery	\$425,000.00	\$0.00	\$425,000.00	\$83,915.85	\$83,915.85	\$245,507.75	\$95,576.40	13.00
21000	3100	51100	1617	Food Service	\$2,470,000.00	\$0.00	\$2,470,000.00	\$384,433.87	\$384,433.87	\$1,887,651.13	\$197,915.00	195.00

State of New Mexico
Public School Operating Budget - Actuals Expenditure Rollup Report
Gadsden 2021-2022 - First Quarter (Jul - Sep) - Expenditure
Submitted

Fund	Func	Obj	Job	Description	Budget	Adjustments	Adjusted Budget	Current Period	YTD	Encumbrance	Budget Balance	FTE
21000	3100	51100		SUBTOTAL Salaries Expense	\$3,410,000.00	\$0.00	\$3,410,000.00	\$574,567.18	\$574,567.18	\$2,411,712.87	\$423,719.95	216.20
		51200		Overtime Expense								
21000	3100	51200	1616	Warehouse/Delivery	\$5,000.00	\$0.00	\$5,000.00	\$0.00	\$0.00	\$0.00	\$5,000.00	0.00
21000	3100	51200	1617	Food Service	\$50,000.00	\$200,000.00	\$250,000.00	\$9,042.25	\$9,042.25	\$2,675.87	\$238,281.88	0.00
21000	3100	51200		SUBTOTAL Overtime Expense	\$55,000.00	\$200,000.00	\$255,000.00	\$9,042.25	\$9,042.25	\$2,675.87	\$243,281.88	0.00
		51300		Additional Compensation								
21000	3100	51300	1617	Food Service	\$150,000.00	\$0.00	\$150,000.00	\$99,182.54	\$99,182.54	\$0.00	\$50,817.46	0.00
21000	3100	51300		SUBTOTAL Additional Compensation	\$150,000.00	\$0.00	\$150,000.00	\$99,182.54	\$99,182.54	\$0.00	\$50,817.46	0.00
21000	3100	52111		Educational Retirement	\$550,000.00	\$31,400.00	\$581,400.00	\$101,559.65	\$101,559.65	\$360,631.02	\$119,209.33	0.00
21000	3100	52112		ERA - Retiree Health	\$75,000.00	\$6,000.00	\$81,000.00	\$13,407.18	\$13,407.18	\$47,619.99	\$19,972.83	0.00
21000	3100	52210		FICA Payments	\$230,000.00	\$13,000.00	\$243,000.00	\$40,418.16	\$40,418.16	\$139,784.12	\$62,797.72	0.00
21000	3100	52220		Medicare Payments	\$52,500.00	\$4,000.00	\$56,500.00	\$9,452.57	\$9,452.57	\$32,690.66	\$14,356.77	0.00
21000	3100	52311		Health and Medical Premiums	\$375,000.00	\$0.00	\$375,000.00	\$49,754.78	\$49,754.78	\$211,561.88	\$113,683.34	0.00
21000	3100	52312		Life	\$10,500.00	\$0.00	\$10,500.00	\$1,947.30	\$1,947.30	\$8,275.63	\$277.07	0.00
21000	3100	52313		Dental	\$25,000.00	\$0.00	\$25,000.00	\$2,388.62	\$2,388.62	\$9,977.68	\$12,633.70	0.00
21000	3100	52314		Vision	\$5,500.00	\$0.00	\$5,500.00	\$444.30	\$444.30	\$1,923.28	\$3,132.42	0.00
21000	3100	52315		Disability	\$5,500.00	\$0.00	\$5,500.00	\$629.82	\$629.82	\$2,332.07	\$2,538.11	0.00
21000	3100	52500		Unemployment Compensation	\$3,500.00	\$0.00	\$3,500.00	\$506.26	\$506.26	\$1,766.69	\$1,227.05	0.00
21000	3100	52710		Workers Compensation Premium	\$110,000.00	\$0.00	\$110,000.00	\$18,852.32	\$18,852.32	\$65,771.59	\$25,376.09	0.00
21000	3100	52720		Workers Compensation Employer's Fee	\$2,000.00	\$0.00	\$2,000.00	\$388.41	\$388.41	\$1,084.68	\$526.91	0.00
21000	3100	53330		Professional Development	\$20,000.00	\$0.00	\$20,000.00	\$0.00	\$0.00	\$51,114.50	(\$31,114.50)	0.00
21000	3100	53414		Other Services	\$80,000.00	\$0.00	\$80,000.00	\$23,525.98	\$23,525.98	\$61,108.59	(\$4,634.57)	0.00
21000	3100	53711		Other Charges	\$10,000.00	\$0.00	\$10,000.00	\$1,638.00	\$1,638.00	\$6,500.00	\$1,862.00	0.00
21000	3100	54311		Maintenance & Repair - Furniture/Fixtures/Equipment	\$85,000.00	\$0.00	\$85,000.00	\$4,431.80	\$4,431.80	\$112,657.49	(\$32,089.29)	0.00
21000	3100	54312		Maintenance & Repair - Buildings and Grounds	\$30,000.00	\$0.00	\$30,000.00	\$276.48	\$276.48	\$4,723.52	\$25,000.00	0.00
21000	3100	54313		Maintenance & Repair - Vehicles	\$60,000.00	\$0.00	\$60,000.00	\$6,220.70	\$6,220.70	\$31,987.60	\$21,791.70	0.00
21000	3100	54411		Electricity	\$125,000.00	\$0.00	\$125,000.00	\$0.00	\$0.00	\$0.00	\$125,000.00	0.00
21000	3100	54416		Communication Services	\$75,000.00	\$0.00	\$75,000.00	\$10,945.97	\$10,945.97	\$47,902.18	\$16,151.85	0.00
21000	3100	55813		Employee Travel - Non-Teachers	\$20,000.00	\$0.00	\$20,000.00	\$6,270.19	\$6,270.19	\$0.00	\$13,729.81	0.00
21000	3100	55915		Other Contract Services	\$10,000.00	\$0.00	\$10,000.00	\$0.00	\$0.00	\$0.00	\$10,000.00	0.00
21000	3100	56113		Software	\$30,000.00	\$0.00	\$30,000.00	\$0.00	\$0.00	\$0.00	\$30,000.00	0.00
21000	3100	56116		Food	\$4,151,940.00	(\$254,400.00)	\$3,897,540.00	\$898,300.94	\$898,300.94	\$1,579,415.77	\$1,419,823.29	0.00
21000	3100	56117		Non-Food	\$900,000.00	\$0.00	\$900,000.00	\$204,999.94	\$204,999.94	\$1,036,159.89	(\$341,159.83)	0.00
21000	3100	56118		General Supplies and Materials	\$700,000.00	\$0.00	\$700,000.00	\$7,148.27	\$7,148.27	\$294,525.55	\$398,326.18	0.00
21000	3100	57311		Vehicles General	\$100,000.00	\$0.00	\$100,000.00	\$0.00	\$0.00	\$0.00	\$100,000.00	0.00
21000	3100	57331		Fixed Assets (more than \$5,000)	\$200,000.00	\$0.00	\$200,000.00	\$0.00	\$0.00	\$54,742.80	\$145,257.20	0.00
21000	3100	57332		Supply Assets (\$5,000 or less)	\$150,000.00	\$0.00	\$150,000.00	\$8,097.07	\$8,097.07	\$6,802.93	\$135,100.00	0.00
21000	3100			SUBTOTAL Food Services Operations	\$11,806,440.00	\$0.00	\$11,806,440.00	\$2,094,396.68	\$2,094,396.68	\$6,585,448.85	\$3,126,594.47	216.20

State of New Mexico
Public School Operating Budget - Actuals Expenditure Rollup Report
Gadsden 2021-2022 - First Quarter (Jul - Sep) - Expenditure
Submitted

Fund	Func	Obj	Job	Description	Budget	Adjustments	Adjusted Budget	Current Period	YTD	Encumbrance	Budget Balance	FTE
21000	3000			SUBTOTAL	\$11,806,440.00	\$0.00	\$11,806,440.00	\$2,094,396.68	\$2,094,396.68	\$6,585,448.85	\$3,126,594.47	216.20
				<i>Operation of Non-Instructional Services</i>								
21000				TOTAL Food Services	\$11,806,440.00	\$0.00	\$11,806,440.00	\$2,094,396.68	\$2,094,396.68	\$6,585,448.85	\$3,126,594.47	216.20
22000				Athletics Instruction								
	1000			Additional Compensation								
22000	1000	51300	1618	Athletics Salaries	\$13,000.00	\$0.00	\$13,000.00	\$0.00	\$0.00	\$0.00	\$13,000.00	0.00
22000	1000	51300		SUBTOTAL Additional Compensation	\$13,000.00	\$0.00	\$13,000.00	\$0.00	\$0.00	\$0.00	\$13,000.00	0.00
22000	1000	52111		Educational Retirement	\$1,840.00	\$0.00	\$1,840.00	\$0.00	\$0.00	\$0.00	\$1,840.00	0.00
22000	1000	52112		ERA - Retiree Health	\$260.00	\$0.00	\$260.00	\$0.00	\$0.00	\$0.00	\$260.00	0.00
22000	1000	52210		FICA Payments	\$806.00	\$0.00	\$806.00	\$0.00	\$0.00	\$0.00	\$806.00	0.00
22000	1000	52220		Medicare Payments	\$188.00	\$0.00	\$188.00	\$0.00	\$0.00	\$0.00	\$188.00	0.00
22000	1000	52311		Health and Medical Premiums	\$1,475.00	\$0.00	\$1,475.00	\$0.00	\$0.00	\$0.00	\$1,475.00	0.00
22000	1000	52312		Life	\$20.00	\$0.00	\$20.00	\$0.00	\$0.00	\$0.00	\$20.00	0.00
22000	1000	52313		Dental	\$84.00	\$0.00	\$84.00	\$0.00	\$0.00	\$0.00	\$84.00	0.00
22000	1000	52314		Vision	\$13.00	\$0.00	\$13.00	\$0.00	\$0.00	\$0.00	\$13.00	0.00
22000	1000	52315		Disability	\$12.00	\$0.00	\$12.00	\$0.00	\$0.00	\$0.00	\$12.00	0.00
22000	1000	52500		Unemployment Compensation	\$7.00	\$0.00	\$7.00	\$0.00	\$0.00	\$0.00	\$7.00	0.00
22000	1000	52710		Workers Compensation Premium	\$275.00	\$0.00	\$275.00	\$0.00	\$0.00	\$0.00	\$275.00	0.00
22000	1000	52720		Workers Compensation Employer's Fee	\$3.00	\$0.00	\$3.00	\$0.00	\$0.00	\$0.00	\$3.00	0.00
22000	1000	53330		Professional Development	\$10,500.00	\$0.00	\$10,500.00	\$0.00	\$0.00	\$0.00	\$10,500.00	0.00
22000	1000	53711		Other Charges	\$15,000.00	\$0.00	\$15,000.00	\$0.00	\$0.00	\$0.00	\$15,000.00	0.00
22000	1000	54311		Maintenance & Repair - Furniture/Fixtures/Equipment	\$27,893.00	\$0.00	\$27,893.00	\$0.00	\$0.00	\$0.00	\$27,893.00	0.00
22000	1000	55813		Employee Travel - Non-Teachers	\$32,500.00	\$0.00	\$32,500.00	\$0.00	\$0.00	\$0.00	\$32,500.00	0.00
22000	1000	55817		Student Travel	\$380,720.00	\$0.00	\$380,720.00	\$1,754.90	\$1,754.90	\$0.00	\$378,965.10	0.00
22000	1000	55915		Other Contract Services	\$2,350.00	\$0.00	\$2,350.00	\$0.00	\$0.00	\$0.00	\$2,350.00	0.00
22000	1000	56118		General Supplies and Materials	\$577,422.00	\$0.00	\$577,422.00	\$0.00	\$0.00	\$0.00	\$577,422.00	0.00
22000	1000	57332		Supply Assets (\$5,000 or less)	\$25,000.00	\$0.00	\$25,000.00	\$0.00	\$0.00	\$0.00	\$25,000.00	0.00
22000	1000			SUBTOTAL Instruction	\$1,089,368.00	\$0.00	\$1,089,368.00	\$1,754.90	\$1,754.90	\$0.00	\$1,087,613.10	0.00
22000				TOTAL Athletics Non-Instructional Support	\$1,089,368.00	\$0.00	\$1,089,368.00	\$1,754.90	\$1,754.90	\$0.00	\$1,087,613.10	0.00
23000				Overtime Expense								
	1000			Additional Compensation								
23000	1000	51200	1624	Activities Salary	\$1,000.00	\$0.00	\$1,000.00	\$56.21	\$56.21	\$211.03	\$732.76	0.00
23000	1000	51200		SUBTOTAL Overtime Expense	\$1,000.00	\$0.00	\$1,000.00	\$56.21	\$56.21	\$211.03	\$732.76	0.00
23000	1000	51300	1624	Activities Salary	\$20,000.00	\$0.00	\$20,000.00	\$220.58	\$220.58	\$46.44	\$19,732.98	0.00

State of New Mexico
Public School Operating Budget - Actuals Expenditure Rollup Report
Gadsden 2021-2022 - First Quarter (Jul - Sep) - Expenditure
Submitted

Fund	Func	Obj	Job	Description	Budget	Adjustments	Adjusted Budget	Current Period	YTD	Encumbrance	Budget Balance	FTE
23000	1000	51300		SUBTOTAL Additional Compensation	\$20,000.00	\$0.00	\$20,000.00	\$220.58	\$220.58	\$46.44	\$19,732.98	0.00
23000	1000	52111		Educational Retirement	\$8,000.00	\$0.00	\$8,000.00	\$41.91	\$41.91	\$39.00	\$7,919.09	0.00
23000	1000	52112		ERA - Retiree Health	\$8,000.00	\$0.00	\$8,000.00	\$5.53	\$5.53	\$5.14	\$7,989.33	0.00
23000	1000	52210		FICA Payments	\$8,000.00	\$0.00	\$8,000.00	\$15.50	\$15.50	\$14.82	\$7,969.68	0.00
23000	1000	52220		Medicare Payments	\$8,000.00	\$0.00	\$8,000.00	\$3.62	\$3.62	\$3.46	\$7,992.92	0.00
23000	1000	52500		Unemployment Compensation	\$0.00	\$0.00	\$0.00	\$0.21	\$0.21	\$0.21	(\$0.42)	0.00
23000	1000	52710		Workers Compensation Premium	\$0.00	\$0.00	\$0.00	\$7.64	\$7.64	\$7.10	(\$14.74)	0.00
23000	1000	53330		Professional Development	\$10,000.00	\$0.00	\$10,000.00	\$318.00	\$318.00	\$0.00	\$9,682.00	0.00
23000	1000	53711		Other Charges	\$60,000.00	\$0.00	\$60,000.00	\$4,054.65	\$4,054.65	\$2,063.50	\$53,881.85	0.00
23000	1000	55813		Employee Travel - Non-Teachers	\$8,000.00	\$0.00	\$8,000.00	\$0.00	\$0.00	\$0.00	\$8,000.00	0.00
23000	1000	55817		Student Travel	\$140,000.00	\$0.00	\$140,000.00	\$870.49	\$870.49	\$2,954.45	\$136,175.06	0.00
23000	1000	55819		Employee Travel - Teachers	\$8,000.00	\$0.00	\$8,000.00	\$0.00	\$0.00	\$0.00	\$8,000.00	0.00
23000	1000	55915		Other Contract Services	\$20,000.00	\$0.00	\$20,000.00	\$0.00	\$0.00	\$0.00	\$20,000.00	0.00
23000	1000	56118		General Supplies and Materials	\$396,295.00	\$0.00	\$396,295.00	\$24,844.29	\$24,844.29	\$30,796.95	\$340,653.76	0.00
23000	1000	57331		Fixed Assets (more than \$5,000)	\$10,000.00	\$0.00	\$10,000.00	\$0.00	\$0.00	\$0.00	\$10,000.00	0.00
23000	1000	57332		Supply Assets (\$5,000 or less)	\$80,000.00	\$0.00	\$80,000.00	\$473.08	\$473.08	\$3,104.86	\$76,422.06	0.00
23000	1000			SUBTOTAL Instruction	\$785,295.00	\$0.00	\$785,295.00	\$30,911.71	\$30,911.71	\$39,246.96	\$715,136.33	0.00
2300	0			TOTAL Non-Instructional Support	\$785,295.00	\$0.00	\$785,295.00	\$30,911.71	\$30,911.71	\$39,246.96	\$715,136.33	0.00
24000				Federal Flow-through Grants								
24101				Title I - ESEA Instruction								
	1000			Salaries Expense								
24101	1000	51100	1411	Teachers-Grades 1-12	\$4,263,000.00	\$0.00	\$4,263,000.00	\$692,051.34	\$692,051.34	\$2,998,365.06	\$572,583.60	63.50
24101	1000	51100	1414	Teachers-Preschool (exclude Special Ed)	\$0.00	\$0.00	\$0.00	\$9,092.10	\$9,092.10	\$34,549.90	(\$43,642.00)	1.00
24101	1000	51100	1610	Substitutes Professional Development	\$25,000.00	\$0.00	\$25,000.00	\$0.00	\$0.00	\$0.00	\$25,000.00	0.00
24101	1000	51100	1711	Instructional Assistants-Grades 1-12	\$175,000.00	\$0.00	\$175,000.00	\$18,200.29	\$18,200.29	\$92,852.12	\$63,947.59	8.00
24101	1000	51100		SUBTOTAL Salaries Expense	\$4,463,000.00	\$0.00	\$4,463,000.00	\$719,343.73	\$719,343.73	\$3,125,767.08	\$617,889.19	72.50
		51300		Additional Compensation								
24101	1000	51300	1411	Teachers-Grades 1-12	\$75,000.00	\$0.00	\$75,000.00	\$0.00	\$0.00	\$0.00	\$75,000.00	0.00
24101	1000	51300		SUBTOTAL Additional Compensation	\$75,000.00	\$0.00	\$75,000.00	\$0.00	\$0.00	\$0.00	\$75,000.00	0.00
24101	1000	52111		Educational Retirement	\$603,214.00	\$0.00	\$603,214.00	\$108,980.35	\$108,980.35	\$473,552.87	\$20,680.78	0.00
24101	1000	52112		ERA - Retiree Health	\$90,000.00	\$0.00	\$90,000.00	\$14,386.91	\$14,386.91	\$62,515.67	\$13,097.42	0.00
24101	1000	52210		FICA Payments	\$300,000.00	\$0.00	\$300,000.00	\$41,784.14	\$41,784.14	\$181,121.14	\$77,094.72	0.00
24101	1000	52220		Medicare Payments	\$65,000.00	\$0.00	\$65,000.00	\$9,771.99	\$9,771.99	\$42,358.43	\$12,869.58	0.00
24101	1000	52311		Health and Medical Premiums	\$500,000.00	\$0.00	\$500,000.00	\$58,023.46	\$58,023.46	\$259,011.67	\$182,964.87	0.00
24101	1000	52312		Life	\$6,500.00	\$0.00	\$6,500.00	\$767.94	\$767.94	\$3,381.97	\$2,350.09	0.00

State of New Mexico
Public School Operating Budget - Actuals Expenditure Rollup Report
Gadsden 2021-2022 - First Quarter (Jul - Sep) - Expenditure
Submitted

Fund	Func	Obj	Job Description	Budget	Adjustments	Adjusted Budget	Current Period	YTD	Encumbrance	Budget Balance	FTE
24101	1000	52313	Dental	\$25,210.00	\$0.00	\$25,210.00	\$3,470.97	\$3,470.97	\$15,137.02	\$6,602.01	0.00
24101	1000	52314	Vision	\$5,000.00	\$0.00	\$5,000.00	\$536.96	\$536.96	\$2,359.56	\$2,103.48	0.00
24101	1000	52315	Disability	\$5,000.00	\$0.00	\$5,000.00	\$437.48	\$437.48	\$2,069.04	\$2,493.48	0.00
24101	1000	52500	Unemployment Compensation	\$5,000.00	\$0.00	\$5,000.00	\$534.13	\$534.13	\$2,321.20	\$2,144.67	0.00
24101	1000	52710	Workers Compensation Premium	\$111,000.00	\$0.00	\$111,000.00	\$19,860.84	\$19,860.84	\$86,301.25	\$4,837.91	0.00
24101	1000	52720	Workers Compensation Employer's Fee	\$2,000.00	\$0.00	\$2,000.00	\$151.23	\$151.23	\$453.69	\$1,395.08	0.00
24101	1000	53330	Professional Development	\$30,000.00	\$0.00	\$30,000.00	\$0.00	\$0.00	\$500.00	\$29,500.00	0.00
24101	1000	53414	Other Services	\$3,000.00	\$0.00	\$3,000.00	\$0.00	\$0.00	\$0.00	\$3,000.00	0.00
24101	1000	53711	Other Charges	\$3,000.00	\$0.00	\$3,000.00	\$0.00	\$0.00	\$0.00	\$3,000.00	0.00
24101	1000	54311	Maintenance & Repair - Furniture/Fixtures/Equipment	\$10,000.00	\$0.00	\$10,000.00	\$0.00	\$0.00	\$0.00	\$10,000.00	0.00
24101	1000	55817	Student Travel	\$100,000.00	\$0.00	\$100,000.00	\$0.00	\$0.00	\$231,240.00	(\$131,240.00)	0.00
24101	1000	55819	Employee Travel - Teachers	\$3,000.00	\$0.00	\$3,000.00	\$0.00	\$0.00	\$0.00	\$3,000.00	0.00
24101	1000	55915	Other Contract Services	\$100.00	\$0.00	\$100.00	\$0.00	\$0.00	\$0.00	\$100.00	0.00
24101	1000	56113	Software	\$0.00	\$0.00	\$0.00	\$0.00	\$0.00	\$27,830.00	(\$27,830.00)	0.00
24101	1000	56118	General Supplies and Materials	\$130,659.00	\$0.00	\$130,659.00	\$26,435.41	\$26,435.41	\$4,114.87	\$100,108.72	0.00
24101	1000	57332	Supply Assets (\$5,000 or less)	\$50,000.00	\$0.00	\$50,000.00	\$0.00	\$0.00	\$279.90	\$49,720.10	0.00
24101	1000		SUBTOTAL	\$6,585,683.00	\$0.00	\$6,585,683.00	\$1,004,485.54	\$1,004,485.54	\$4,520,315.36	\$1,060,882.10	72.50
	2000		Instruction								
	2100		Support Services								
			Support Services-Students								
		51100	Salaries Expense								
24101	2100	51100	1211 Coordinator/Subject Matter Specialist	\$42,819.00	\$0.00	\$42,819.00	\$0.00	\$0.00	\$0.00	\$42,819.00	0.00
24101	2100	51100	1214 Guidance Counselors/Social Workers	\$510,000.00	\$0.00	\$510,000.00	\$94,820.00	\$94,820.00	\$303,348.60	\$111,831.40	10.00
24101	2100	51100	1218 School/Student Support	\$164,000.00	\$0.00	\$164,000.00	\$12,546.80	\$12,546.80	\$68,251.90	\$83,201.30	7.00
24101	2100	51100	SUBTOTAL Salaries Expense	\$716,819.00	\$0.00	\$716,819.00	\$107,366.80	\$107,366.80	\$371,600.50	\$237,851.70	17.00
		51300	Additional Compensation								
24101	2100	51300	1211 Coordinator/Subject Matter Specialist	\$0.00	\$0.00	\$0.00	\$63.00	\$63.00	\$0.00	(\$63.00)	0.00
24101	2100	51300	SUBTOTAL Additional Compensation	\$0.00	\$0.00	\$0.00	\$63.00	\$63.00	\$0.00	(\$63.00)	0.00
24101	2100	52111	Educational Retirement	\$105,000.00	\$0.00	\$105,000.00	\$16,275.70	\$16,275.70	\$53,207.67	\$35,516.63	0.00
24101	2100	52112	ERA - Retiree Health	\$20,000.00	\$0.00	\$20,000.00	\$2,148.52	\$2,148.52	\$7,023.64	\$10,827.84	0.00
24101	2100	52210	FICA Payments	\$50,000.00	\$0.00	\$50,000.00	\$6,009.24	\$6,009.24	\$19,375.74	\$24,615.02	0.00
24101	2100	52220	Medicare Payments	\$15,000.00	\$0.00	\$15,000.00	\$1,405.34	\$1,405.34	\$4,531.17	\$9,063.49	0.00
24101	2100	52311	Health and Medical Premiums	\$85,000.00	\$0.00	\$85,000.00	\$15,814.07	\$15,814.07	\$59,537.97	\$9,647.96	0.00
24101	2100	52312	Life	\$2,000.00	\$0.00	\$2,000.00	\$163.06	\$163.06	\$562.82	\$1,274.12	0.00
24101	2100	52313	Dental	\$5,000.00	\$0.00	\$5,000.00	\$764.75	\$764.75	\$2,266.37	\$1,968.88	0.00
24101	2100	52314	Vision	\$700.00	\$0.00	\$700.00	\$110.61	\$110.61	\$337.71	\$251.68	0.00
24101	2100	52315	Disability	\$1,000.00	\$0.00	\$1,000.00	\$89.79	\$89.79	\$281.08	\$629.13	0.00
24101	2100	52500	Unemployment Compensation	\$800.00	\$0.00	\$800.00	\$79.74	\$79.74	\$261.03	\$459.23	0.00
24101	2100	52710	Workers Compensation Premium	\$20,000.00	\$0.00	\$20,000.00	\$2,966.20	\$2,966.20	\$9,696.89	\$7,336.91	0.00

State of New Mexico
Public School Operating Budget - Actuals Expenditure Rollup Report
Gadsden 2021-2022 - First Quarter (Jul - Sep) - Expenditure
Submitted

Fund	Func	Obj	Job	Description	Budget	Adjustments	Adjusted Budget	Current Period	YTD	Encumbrance	Budget Balance	FTE
24101	2100	52720		Workers Compensation Employer's Fee	\$500.00	\$0.00	\$500.00	\$29.90	\$29.90	\$75.90	\$394.20	0.00
24101	2100	53330		Professional Development	\$40,000.00	\$0.00	\$40,000.00	\$0.00	\$0.00	\$0.00	\$40,000.00	0.00
24101	2100	53414		Other Services	\$15,000.00	\$0.00	\$15,000.00	\$0.00	\$0.00	\$0.00	\$15,000.00	0.00
24101	2100	53711		Other Charges	\$15,000.00	\$0.00	\$15,000.00	\$0.00	\$0.00	\$0.00	\$15,000.00	0.00
24101	2100	54311		Maintenance & Repair - Furniture/Fixtures/Equipment	\$5,000.00	\$0.00	\$5,000.00	\$0.00	\$0.00	\$0.00	\$5,000.00	0.00
24101	2100	55813		Employee Travel - Non-Teachers	\$40,000.00	\$0.00	\$40,000.00	\$228.20	\$228.20	\$0.00	\$39,771.80	0.00
24101	2100	55818		Other Travel - Non-Employees	\$7,000.00	\$0.00	\$7,000.00	\$0.00	\$0.00	\$0.00	\$7,000.00	0.00
24101	2100	56118		General Supplies and Materials	\$15,000.00	\$0.00	\$15,000.00	\$0.00	\$0.00	\$1,236.80	\$13,763.20	0.00
24101	2100	57331		Fixed Assets (more than \$5,000)	\$5,250.00	\$0.00	\$5,250.00	\$0.00	\$0.00	\$0.00	\$5,250.00	0.00
24101	2100	57332		Supply Assets (\$5,000 or less)	\$15,000.00	\$0.00	\$15,000.00	\$0.00	\$0.00	\$0.00	\$15,000.00	0.00
24101	2100			SUBTOTAL Support Services-Students	\$1,179,069.00	\$0.00	\$1,179,069.00	\$153,514.92	\$153,514.92	\$529,995.29	\$495,558.79	17.00
	2200			Support Services-Instruction								
		51100		Salaries Expense								
24101	2200	51100	1211	Coordinator/Subject Matter Specialist	\$200,000.00	\$0.00	\$200,000.00	\$46,969.20	\$46,969.20	\$152,115.38	\$915.42	1.50
24101	2200	51100	1217	Secretarial/Clerical/Technical Assistants	\$200,000.00	\$0.00	\$200,000.00	\$33,404.28	\$33,404.28	\$111,987.91	\$54,607.81	7.50
24101	2200	51100		SUBTOTAL Salaries Expense	\$400,000.00	\$0.00	\$400,000.00	\$80,373.48	\$80,373.48	\$264,103.29	\$55,523.23	9.00
24101	2200	52111		Educational Retirement	\$58,000.00	\$0.00	\$58,000.00	\$12,293.39	\$12,293.39	\$40,011.67	\$5,694.94	0.00
24101	2200	52112		ERA - Retiree Health	\$12,000.00	\$0.00	\$12,000.00	\$1,622.93	\$1,622.93	\$5,282.21	\$5,094.86	0.00
24101	2200	52210		FICA Payments	\$35,000.00	\$0.00	\$35,000.00	\$4,716.76	\$4,716.76	\$15,278.59	\$15,004.65	0.00
24101	2200	52220		Medicare Payments	\$12,000.00	\$0.00	\$12,000.00	\$1,103.09	\$1,103.09	\$3,573.26	\$7,323.65	0.00
24101	2200	52311		Health and Medical Premiums	\$60,000.00	\$0.00	\$60,000.00	\$8,724.33	\$8,724.33	\$30,052.06	\$21,223.61	0.00
24101	2200	52312		Life	\$1,200.00	\$0.00	\$1,200.00	\$129.48	\$129.48	\$446.30	\$624.22	0.00
24101	2200	52313		Dental	\$3,500.00	\$0.00	\$3,500.00	\$495.77	\$495.77	\$1,769.88	\$1,234.35	0.00
24101	2200	52314		Vision	\$4,250.00	\$0.00	\$4,250.00	\$65.34	\$65.34	\$239.30	\$3,945.36	0.00
24101	2200	52315		Disability	\$500.00	\$0.00	\$500.00	\$58.23	\$58.23	\$187.29	\$254.48	0.00
24101	2200	52500		Unemployment Compensation	\$500.00	\$0.00	\$500.00	\$60.25	\$60.25	\$196.08	\$243.67	0.00
24101	2200	52710		Workers Compensation Premium	\$10,000.00	\$0.00	\$10,000.00	\$2,240.42	\$2,240.42	\$7,292.07	\$467.51	0.00
24101	2200	52720		Workers Compensation Employer's Fee	\$500.00	\$0.00	\$500.00	\$21.15	\$21.15	\$63.46	\$415.39	0.00
24101	2200	53330		Professional Development	\$10,000.00	\$0.00	\$10,000.00	\$0.00	\$0.00	\$0.00	\$10,000.00	0.00
24101	2200	53414		Other Services	\$500.00	\$0.00	\$500.00	\$0.00	\$0.00	\$0.00	\$500.00	0.00
24101	2200	53711		Other Charges	\$500.00	\$0.00	\$500.00	\$0.00	\$0.00	\$0.00	\$500.00	0.00
24101	2200	54311		Maintenance & Repair - Furniture/Fixtures/Equipment	\$50,000.00	\$0.00	\$50,000.00	\$0.00	\$0.00	\$0.00	\$50,000.00	0.00
24101	2200	54620		Rental - Equipment and Vehicles	\$0.00	\$0.00	\$0.00	\$6,522.30	\$6,522.30	\$21,402.30	(\$27,924.60)	0.00
24101	2200	55813		Employee Travel - Non-Teachers	\$500.00	\$0.00	\$500.00	\$0.00	\$0.00	\$0.00	\$500.00	0.00
24101	2200	56113		Software	\$0.00	\$0.00	\$0.00	\$0.00	\$0.00	\$114.49	(\$114.49)	0.00
24101	2200	56118		General Supplies and Materials	\$25,000.00	\$0.00	\$25,000.00	\$0.00	\$0.00	\$3,798.90	\$21,201.10	0.00
24101	2200	57331		Fixed Assets (more than \$5,000)	\$25,000.00	\$0.00	\$25,000.00	\$0.00	\$0.00	\$0.00	\$25,000.00	0.00
24101	2200	57332		Supply Assets (\$5,000 or less)	\$15,000.00	\$0.00	\$15,000.00	\$0.00	\$0.00	\$777.00	\$14,223.00	0.00

State of New Mexico
Public School Operating Budget - Actuals Expenditure Rollup Report
Gadsden 2021-2022 - First Quarter (Jul - Sep) - Expenditure
Submitted

Fund	Func	Obj	Job	Description	Budget	Adjustments	Adjusted Budget	Current Period	YTD	Encumbrance	Budget Balance	FTE
24101	2200			SUBTOTAL Support	\$723,950.00	\$0.00	\$723,950.00	\$118,426.92	\$118,426.92	\$394,588.15	\$210,934.93	9.00
	2300			Services-Instruction								
				Support Services-								
				General Administration								
24101	2300	53713		Indirect Costs - Program Administration	\$269,068.00	\$0.00	\$269,068.00	\$18,705.29	\$18,705.29	\$0.00	\$250,362.71	0.00
24101	2300			SUBTOTAL Support	\$269,068.00	\$0.00	\$269,068.00	\$18,705.29	\$18,705.29	\$0.00	\$250,362.71	0.00
				Services-General								
				Administration								
	2400			Support Services-School								
				Administration								
24101	2400	53330		Professional Development	\$50,000.00	\$0.00	\$50,000.00	\$0.00	\$0.00	\$395.00	\$49,605.00	0.00
24101	2400			SUBTOTAL Support	\$50,000.00	\$0.00	\$50,000.00	\$0.00	\$0.00	\$395.00	\$49,605.00	0.00
				Services-School								
				Administration								
	2500			Central Services								
				Salaries Expense								
24101	2500	51100	1511	Data Processing	\$250,000.00	\$0.00	\$250,000.00	\$48,339.18	\$48,339.18	\$122,188.66	\$79,472.16	6.00
24101	2500	51100		SUBTOTAL Salaries	\$250,000.00	\$0.00	\$250,000.00	\$48,339.18	\$48,339.18	\$122,188.66	\$79,472.16	6.00
				Expense								
24101	2500	52111		Educational Retirement	\$46,000.00	\$0.00	\$46,000.00	\$7,323.52	\$7,323.52	\$18,511.91	\$20,164.57	0.00
24101	2500	52112		ERA - Retiree Health	\$7,000.00	\$0.00	\$7,000.00	\$966.78	\$966.78	\$2,443.78	\$3,589.44	0.00
24101	2500	52210		FICA Payments	\$20,150.00	\$0.00	\$20,150.00	\$2,731.90	\$2,731.90	\$6,849.17	\$10,568.93	0.00
24101	2500	52220		Medicare Payments	\$5,000.00	\$0.00	\$5,000.00	\$639.00	\$639.00	\$1,602.06	\$2,758.94	0.00
24101	2500	52311		Health and Medical Premiums	\$35,000.00	\$0.00	\$35,000.00	\$6,133.52	\$6,133.52	\$16,789.50	\$12,076.98	0.00
24101	2500	52312		Life	\$600.00	\$0.00	\$600.00	\$99.94	\$99.94	\$238.47	\$261.59	0.00
24101	2500	52313		Dental	\$2,000.00	\$0.00	\$2,000.00	\$188.76	\$188.76	\$469.09	\$1,342.15	0.00
24101	2500	52314		Vision	\$400.00	\$0.00	\$400.00	\$37.60	\$37.60	\$101.52	\$260.88	0.00
24101	2500	52315		Disability	\$400.00	\$0.00	\$400.00	\$53.96	\$53.96	\$138.78	\$207.26	0.00
24101	2500	52500		Unemployment Compensation	\$400.00	\$0.00	\$400.00	\$35.88	\$35.88	\$90.73	\$273.39	0.00
24101	2500	52710		Workers Compensation Premium	\$9,000.00	\$0.00	\$9,000.00	\$1,334.76	\$1,334.76	\$3,373.88	\$4,291.36	0.00
24101	2500	52720		Workers Compensation Employer's Fee	\$300.00	\$0.00	\$300.00	\$13.80	\$13.80	\$34.50	\$251.70	0.00
24101	2500	53330		Professional Development	\$3,000.00	\$0.00	\$3,000.00	\$0.00	\$0.00	\$0.00	\$3,000.00	0.00
24101	2500			SUBTOTAL Central	\$379,250.00	\$0.00	\$379,250.00	\$67,898.60	\$67,898.60	\$172,832.05	\$138,519.35	6.00
				Services								
	2600			Operation &								
				Maintenance of Plant								
24101	2600	54313		Maintenance & Repair - Vehicles	\$25,000.00	\$0.00	\$25,000.00	\$0.00	\$0.00	\$0.00	\$25,000.00	0.00
24101	2600	54416		Communication Services	\$35,000.00	\$0.00	\$35,000.00	\$1,197.44	\$1,197.44	\$10,802.56	\$23,000.00	0.00
24101	2600	56118		General Supplies and Materials	\$5,000.00	\$0.00	\$5,000.00	\$180.59	\$180.59	\$271.39	\$4,548.02	0.00
24101	2600			SUBTOTAL Operation	\$65,000.00	\$0.00	\$65,000.00	\$1,378.03	\$1,378.03	\$11,073.95	\$52,548.02	0.00
				& Maintenance of Plant								
				Student Transportation								
24101	2700	56215		Tires/Tubes	\$20,000.00	\$0.00	\$20,000.00	\$0.00	\$0.00	\$0.00	\$20,000.00	0.00
24101	2700			SUBTOTAL Student	\$20,000.00	\$0.00	\$20,000.00	\$0.00	\$0.00	\$0.00	\$20,000.00	0.00
				Transportation								

State of New Mexico
Public School Operating Budget - Actuals Expenditure Rollup Report
Gadsden 2021-2022 - First Quarter (Jul - Sep) - Expenditure
Submitted

Fund	Func	Obj	Job	Description	Budget	Adjustments	Adjusted Budget	Current Period	YTD	Encumbrance	Budget Balance	FTE
24101	2000			SUBTOTAL Support Services	\$2,686,337.00	\$0.00	\$2,686,337.00	\$359,923.76	\$359,923.76	\$1,108,884.44	\$1,217,528.80	32.00
24101	1			TOTAL Title I - ESEA	\$9,272,020.00	\$0.00	\$9,272,020.00	\$1,364,409.30	\$1,364,409.30	\$5,629,199.80	\$2,278,410.90	104.50
24103				Migrant Children Education Instruction								
	1000											
24103	1000	53760		Tuition For Concurrent Enrollment	\$500.00	\$0.00	\$500.00	\$0.00	\$0.00	\$0.00	\$500.00	0.00
24103	1000	56118		General Supplies and Materials	\$9,397.00	\$0.00	\$9,397.00	\$0.00	\$0.00	\$0.00	\$9,397.00	0.00
24103	1000			SUBTOTAL Instruction	\$9,897.00	\$0.00	\$9,897.00	\$0.00	\$0.00	\$0.00	\$9,897.00	0.00
	2000			Support Services								
	2100			Support Services-Students								
		51300		Additional Compensation								
24103	2100	51300	1214	Guidance Counselors/Social Workers	\$39,500.00	\$0.00	\$39,500.00	\$2,323.84	\$2,323.84	\$19,023.53	\$18,152.63	0.00
24103	2100	51300		SUBTOTAL Additional Compensation	\$39,500.00	\$0.00	\$39,500.00	\$2,323.84	\$2,323.84	\$19,023.53	\$18,152.63	0.00
24103	2100	52111		Educational Retirement	\$5,000.00	\$0.00	\$5,000.00	\$352.00	\$352.00	\$2,837.31	\$1,810.69	0.00
24103	2100	52112		ERA - Retiree Health	\$700.00	\$0.00	\$700.00	\$46.52	\$46.52	\$374.83	\$278.65	0.00
24103	2100	52210		FICA Payments	\$1,900.00	\$0.00	\$1,900.00	\$134.11	\$134.11	\$1,085.35	\$680.54	0.00
24103	2100	52220		Medicare Payments	\$550.00	\$0.00	\$550.00	\$31.40	\$31.40	\$254.14	\$264.46	0.00
24103	2100	52500		Unemployment Compensation	\$0.00	\$0.00	\$0.00	\$1.68	\$1.68	\$13.50	(\$15.18)	0.00
24103	2100	52710		Workers Compensation Premium	\$0.00	\$0.00	\$0.00	\$64.10	\$64.10	\$516.76	(\$580.86)	0.00
24103	2100	53330		Professional Development	\$6,000.00	\$0.00	\$6,000.00	\$1,020.00	\$1,020.00	\$0.00	\$4,980.00	0.00
24103	2100	55813		Employee Travel - Non-Teachers	\$0.00	\$0.00	\$0.00	\$149.69	\$149.69	\$0.00	(\$149.69)	0.00
24103	2100	56118		General Supplies and Materials	\$2,000.00	\$0.00	\$2,000.00	\$0.00	\$0.00	\$0.00	\$2,000.00	0.00
24103	2100			SUBTOTAL Support Services-Students	\$55,650.00	\$0.00	\$55,650.00	\$4,123.34	\$4,123.34	\$24,105.42	\$27,421.24	0.00
	2300			Support Services-General Administration								
24103	2300	53713		Indirect Costs - Program Administration	\$1,698.00	\$0.00	\$1,698.00	\$57.31	\$57.31	\$0.00	\$1,640.69	0.00
24103	2300			SUBTOTAL Support Services-General Administration	\$1,698.00	\$0.00	\$1,698.00	\$57.31	\$57.31	\$0.00	\$1,640.69	0.00
24103	2000			SUBTOTAL Support Services	\$57,348.00	\$0.00	\$57,348.00	\$4,180.65	\$4,180.65	\$24,105.42	\$29,061.93	0.00
24103	3			TOTAL Migrant Children Education	\$67,245.00	\$0.00	\$67,245.00	\$4,180.65	\$4,180.65	\$24,105.42	\$38,958.93	0.00
24106				Entitlement IDEA-B Instruction								
	1000											
		51100		Salaries Expense								
24106	1000	51100	1412	Teachers- Special Education	\$1,234,894.00	\$0.00	\$1,234,894.00	\$207,702.86	\$207,702.86	\$941,860.56	\$85,330.58	21.07
24106	1000	51100	1611	Substitutes-Sick Leave	\$10,000.00	\$0.00	\$10,000.00	\$852.95	\$852.95	\$161.00	\$8,986.05	0.00

State of New Mexico
Public School Operating Budget - Actuals Expenditure Rollup Report
Gadsden 2021-2022 - First Quarter (Jul - Sep) - Expenditure
Submitted

Fund	Func	Obj	Job	Description	Budget	Adjustments	Adjusted Budget	Current Period	YTD	Encumbrance	Budget Balance	FTE
24106	1000	51100	1612	Substitutes-Other Leave	\$30,000.00	\$0.00	\$30,000.00	\$10,351.83	\$10,351.83	\$2,889.15	\$16,759.02	0.00
24106	1000	51100	1712	Instructional Assistants-Special Education	\$479,084.00	\$0.00	\$479,084.00	\$84,164.92	\$84,164.92	\$366,980.69	\$27,938.39	27.50
24106	1000	51100		SUBTOTAL Salaries Expense	\$1,753,978.00	\$0.00	\$1,753,978.00	\$303,072.56	\$303,072.56	\$1,311,891.40	\$139,014.04	48.57
		51200		Overtime Expense								
24106	1000	51200	1712	Instructional Assistants-Special Education	\$0.00	\$0.00	\$0.00	\$771.12	\$771.12	\$0.00	(\$771.12)	0.00
24106	1000	51200		SUBTOTAL Overtime Expense	\$0.00	\$0.00	\$0.00	\$771.12	\$771.12	\$0.00	(\$771.12)	0.00
		51300		Additional Compensation								
24106	1000	51300	1412	Teachers- Special Education	\$50,000.00	\$0.00	\$50,000.00	\$9,050.75	\$9,050.75	\$0.00	\$40,949.25	0.00
24106	1000	51300	1712	Instructional Assistants-Special Education	\$0.00	\$0.00	\$0.00	\$335.58	\$335.58	\$0.00	(\$335.58)	0.00
24106	1000	51300		SUBTOTAL Additional Compensation	\$50,000.00	\$0.00	\$50,000.00	\$9,386.33	\$9,386.33	\$0.00	\$40,613.67	0.00
24106	1000	52111		Educational Retirement	\$273,303.00	\$0.00	\$273,303.00	\$46,255.53	\$46,255.53	\$193,446.74	\$33,600.73	0.00
24106	1000	52112		ERA - Retiree Health	\$36,080.00	\$0.00	\$36,080.00	\$6,101.48	\$6,101.48	\$25,537.02	\$4,441.50	0.00
24106	1000	52210		FICA Payments	\$111,847.00	\$0.00	\$111,847.00	\$18,033.16	\$18,033.16	\$72,889.83	\$20,924.01	0.00
24106	1000	52220		Medicare Payments	\$26,158.00	\$0.00	\$26,158.00	\$4,217.39	\$4,217.39	\$17,046.89	\$4,893.72	0.00
24106	1000	52311		Health and Medical Premiums	\$181,028.00	\$0.00	\$181,028.00	\$30,289.36	\$30,289.36	\$149,624.64	\$1,114.00	0.00
24106	1000	52312		Life	\$2,541.00	\$0.00	\$2,541.00	\$523.44	\$523.44	\$2,321.08	(\$303.52)	0.00
24106	1000	52313		Dental	\$8,980.00	\$0.00	\$8,980.00	\$1,293.84	\$1,293.84	\$6,053.19	\$1,632.97	0.00
24106	1000	52314		Vision	\$1,754.00	\$0.00	\$1,754.00	\$188.28	\$188.28	\$927.13	\$638.59	0.00
24106	1000	52315		Disability	\$1,579.00	\$0.00	\$1,579.00	\$251.02	\$251.02	\$1,071.48	\$256.50	0.00
24106	1000	52500		Unemployment Compensation	\$1,191.00	\$0.00	\$1,191.00	\$231.98	\$231.98	\$949.44	\$9.58	0.00
24106	1000	52710		Workers Compensation Premium	\$40,270.00	\$0.00	\$40,270.00	\$8,628.82	\$8,628.82	\$35,321.50	(\$3,680.32)	0.00
24106	1000	52720		Workers Compensation Employer's Fee	\$447.00	\$0.00	\$447.00	\$118.50	\$118.50	\$310.50	\$18.00	0.00
24106	1000	53330		Professional Development	\$10,000.00	\$0.00	\$10,000.00	\$3,100.00	\$3,100.00	\$7,900.00	(\$1,000.00)	0.00
24106	1000	53414		Other Services	\$1,000.00	\$0.00	\$1,000.00	\$0.00	\$0.00	\$0.00	\$1,000.00	0.00
24106	1000	53711		Other Charges	\$1,000.00	\$0.00	\$1,000.00	\$0.00	\$0.00	\$0.00	\$1,000.00	0.00
24106	1000	55813		Employee Travel - Non-Teachers	\$1,000.00	\$0.00	\$1,000.00	\$1,996.62	\$1,996.62	\$2,921.48	(\$3,918.10)	0.00
24106	1000	55817		Student Travel	\$25,000.00	\$0.00	\$25,000.00	\$589.74	\$589.74	\$100,000.00	(\$75,589.74)	0.00
24106	1000	55818		Other Travel - Non-Employees	\$500.00	\$0.00	\$500.00	\$0.00	\$0.00	\$0.00	\$500.00	0.00
24106	1000	55819		Employee Travel - Teachers	\$1,000.00	\$0.00	\$1,000.00	\$0.00	\$0.00	\$0.00	\$1,000.00	0.00
24106	1000	56113		Software	\$10,000.00	\$0.00	\$10,000.00	\$29,600.00	\$29,600.00	\$39,360.10	(\$58,960.10)	0.00
24106	1000	56118		General Supplies and Materials	\$102,121.00	\$0.00	\$102,121.00	\$3,248.70	\$3,248.70	\$8,958.40	\$89,913.90	0.00
24106	1000	57332		Supply Assets (\$5,000 or less)	\$10,000.00	\$0.00	\$10,000.00	\$4,863.68	\$4,863.68	\$4,658.99	\$477.33	0.00
24106	1000			SUBTOTAL Instruction	\$2,650,777.00	\$0.00	\$2,650,777.00	\$472,761.55	\$472,761.55	\$1,981,189.81	\$196,825.64	48.57
	2000			Support Services								
	2100			Support Services-Students								
		51100		Salaries Expense								
24106	2100	51100	1211	Coordinator/Subject Matter Specialist	\$80,142.00	\$0.00	\$80,142.00	\$27,401.95	\$27,401.95	\$85,791.87	(\$33,051.82)	1.67

State of New Mexico
Public School Operating Budget - Actuals Expenditure Rollup Report
Gadsden 2021-2022 - First Quarter (Jul - Sep) - Expenditure
Submitted

Fund	Func	Obj	Job	Description	Budget	Adjustments	Adjusted Budget	Current Period	YTD	Encumbrance	Budget Balance	FTE
24106	2100	51100	1214	Guidance Counselors/Social Workers	\$174,016.00	\$0.00	\$174,016.00	\$31,570.26	\$31,570.26	\$102,446.74	\$39,999.00	3.00
24106	2100	51100	1215	Registered Nurses	\$35,564.00	\$0.00	\$35,564.00	\$6,865.81	\$6,865.81	\$22,685.86	\$6,012.33	0.75
24106	2100	51100	1311	Diagnosticians	\$33,208.00	\$0.00	\$33,208.00	\$2,547.96	\$2,547.96	\$48,839.58	(\$18,179.54)	1.00
24106	2100	51100	1312	Speech Therapists	\$0.00	\$0.00	\$0.00	\$71.43	\$71.43	\$1,428.57	(\$1,500.00)	0.05
24106	2100	51100		SUBTOTAL Salaries Expense	\$322,930.00	\$0.00	\$322,930.00	\$68,457.41	\$68,457.41	\$261,192.62	(\$6,720.03)	6.47
		51300		Additional Compensation								
24106	2100	51300	1214	Guidance Counselors/Social Workers	\$0.00	\$0.00	\$0.00	\$250.00	\$250.00	\$0.00	(\$250.00)	0.00
24106	2100	51300	1311	Diagnosticians	\$0.00	\$0.00	\$0.00	\$15,050.00	\$15,050.00	\$0.00	(\$15,050.00)	0.00
24106	2100	51300	1312	Speech Therapists	\$25,000.00	\$0.00	\$25,000.00	\$11,000.00	\$11,000.00	\$0.00	\$14,000.00	0.00
24106	2100	51300		SUBTOTAL Additional Compensation	\$25,000.00	\$0.00	\$25,000.00	\$26,300.00	\$26,300.00	\$0.00	(\$1,300.00)	0.00
24106	2100	52111		Educational Retirement	\$52,711.00	\$0.00	\$52,711.00	\$13,472.30	\$13,472.30	\$34,411.32	\$4,827.38	0.00
24106	2100	52112		ERA - Retiree Health	\$6,959.00	\$0.00	\$6,959.00	\$1,778.63	\$1,778.63	\$6,523.58	(\$1,343.21)	0.00
24106	2100	52210		FICA Payments	\$21,572.00	\$0.00	\$21,572.00	\$5,543.95	\$5,543.95	\$18,945.21	(\$2,917.16)	0.00
24106	2100	52220		Medicare Payments	\$5,045.00	\$0.00	\$5,045.00	\$1,296.56	\$1,296.56	\$4,430.17	(\$681.73)	0.00
24106	2100	52311		Health and Medical Premiums	\$33,330.00	\$0.00	\$33,330.00	\$6,612.55	\$6,612.55	\$23,353.98	\$3,363.47	0.00
24106	2100	52312		Life	\$468.00	\$0.00	\$468.00	\$83.11	\$83.11	\$395.91	(\$11.02)	0.00
24106	2100	52313		Dental	\$1,653.00	\$0.00	\$1,653.00	\$335.96	\$335.96	\$1,663.77	(\$346.73)	0.00
24106	2100	52314		Vision	\$323.00	\$0.00	\$323.00	\$43.09	\$43.09	\$245.95	\$33.96	0.00
24106	2100	52315		Disability	\$291.00	\$0.00	\$291.00	\$50.53	\$50.53	\$375.03	(\$134.56)	0.00
24106	2100	52500		Unemployment Compensation	\$219.00	\$0.00	\$219.00	\$70.04	\$70.04	\$241.12	(\$92.16)	0.00
24106	2100	52710		Workers Compensation Premium	\$7,414.00	\$0.00	\$7,414.00	\$2,609.89	\$2,609.89	\$9,004.95	(\$4,200.84)	0.00
24106	2100	52720		Workers Compensation Employer's Fee	\$59.00	\$0.00	\$59.00	\$17.29	\$17.29	\$52.17	(\$10.46)	0.00
24106	2100	53211		Diagnosticians - Contracted	\$0.00	\$0.00	\$0.00	\$0.00	\$0.00	\$4,865.63	(\$4,865.63)	0.00
24106	2100	53215		Psychologists/Counselors - Contracted	\$0.00	\$0.00	\$0.00	\$5,850.00	\$5,850.00	\$7,350.00	(\$13,200.00)	0.00
24106	2100	53330		Professional Development	\$2,500.00	\$0.00	\$2,500.00	\$2,084.92	\$2,084.92	\$0.00	\$415.08	0.00
24106	2100	53414		Other Services	\$500.00	\$0.00	\$500.00	\$0.00	\$0.00	\$0.00	\$500.00	0.00
24106	2100	53711		Other Charges	\$500.00	\$0.00	\$500.00	\$0.00	\$0.00	\$0.00	\$500.00	0.00
24106	2100	54311		Maintenance & Repair - Furniture/Fixtures/Equipment	\$2,500.00	\$0.00	\$2,500.00	\$0.00	\$0.00	\$0.00	\$2,500.00	0.00
24106	2100	54620		Rental - Equipment and Vehicles	\$0.00	\$0.00	\$0.00	\$4,881.21	\$4,881.21	\$14,643.63	(\$19,524.84)	0.00
24106	2100	55813		Employee Travel - Non-Teachers	\$2,500.00	\$0.00	\$2,500.00	\$701.82	\$701.82	\$4,648.18	(\$2,850.00)	0.00
24106	2100	56113		Software	\$2,500.00	\$0.00	\$2,500.00	\$0.00	\$0.00	\$0.00	\$2,500.00	0.00
24106	2100	56118		General Supplies and Materials	\$45,000.00	\$0.00	\$45,000.00	\$0.00	\$0.00	\$0.00	\$45,000.00	0.00
24106	2100	57332		Supply Assets (\$5,000 or less)	\$2,500.00	\$0.00	\$2,500.00	\$0.00	\$0.00	\$0.00	\$2,500.00	0.00
24106	2100			SUBTOTAL Support Services-Students	\$536,474.00	\$0.00	\$536,474.00	\$140,189.26	\$140,189.26	\$392,343.22	\$3,941.52	6.47
		2200		Support Services-Instruction								
		51100		Salaries Expense								
24106	2200	51100	1211	Coordinator/Subject Matter Specialist	\$168,826.00	\$0.00	\$168,826.00	\$15,313.14	\$15,313.14	\$45,939.36	\$107,573.50	2.75
24106	2200	51100	1217	Secretarial/Clerical/Technical Assistants	\$104,468.00	\$0.00	\$104,468.00	\$26,829.78	\$26,829.78	\$80,489.65	(\$2,851.43)	3.93

State of New Mexico
Public School Operating Budget - Actuals Expenditure Rollup Report
Gadsden 2021-2022 - First Quarter (Jul - Sep) - Expenditure
Submitted

Fund	Func	Obj	Job	Description	Budget	Adjustments	Adjusted Budget	Current Period	YTD	Encumbrance	Budget Balance	FTE
24106	2200	51100		SUBTOTAL Salaries Expense	\$273,294.00	\$0.00	\$273,294.00	\$42,142.92	\$42,142.92	\$126,429.01	\$104,722.07	6.68
24106	2200	52111		Educational Retirement	\$41,404.00	\$0.00	\$41,404.00	\$6,384.66	\$6,384.66	\$19,154.01	\$15,865.33	0.00
24106	2200	52112		ERA - Retiree Health	\$5,466.00	\$0.00	\$5,466.00	\$842.88	\$842.88	\$2,528.65	\$2,094.47	0.00
24106	2200	52210		FICA Payments	\$16,944.00	\$0.00	\$16,944.00	\$2,382.66	\$2,382.66	\$7,052.40	\$7,508.94	0.00
24106	2200	52220		Medicare Payments	\$3,963.00	\$0.00	\$3,963.00	\$557.21	\$557.21	\$1,649.17	\$1,756.62	0.00
24106	2200	52311		Health and Medical Premiums	\$28,207.00	\$0.00	\$28,207.00	\$4,460.67	\$4,460.67	\$15,547.86	\$8,198.47	0.00
24106	2200	52312		Life	\$396.00	\$0.00	\$396.00	\$66.23	\$66.23	\$221.58	\$108.19	0.00
24106	2200	52313		Dental	\$1,399.00	\$0.00	\$1,399.00	\$327.42	\$327.42	\$1,101.24	(\$29.66)	0.00
24106	2200	52314		Vision	\$273.00	\$0.00	\$273.00	\$52.31	\$52.31	\$180.90	\$39.79	0.00
24106	2200	52315		Disability	\$246.00	\$0.00	\$246.00	\$0.00	\$0.00	\$0.00	\$246.00	0.00
24106	2200	52500		Unemployment Compensation	\$186.00	\$0.00	\$186.00	\$31.20	\$31.20	\$93.60	\$61.20	0.00
24106	2200	52710		Workers Compensation Premium	\$6,275.00	\$0.00	\$6,275.00	\$1,163.52	\$1,163.52	\$3,490.57	\$1,620.91	0.00
24106	2200	52720		Workers Compensation Employer's Fee	\$61.00	\$0.00	\$61.00	\$10.77	\$10.77	\$32.31	\$17.92	0.00
24106	2200	53330		Professional Development	\$500.00	\$0.00	\$500.00	\$0.00	\$0.00	\$0.00	\$500.00	0.00
24106	2200	53414		Other Services	\$500.00	\$0.00	\$500.00	\$0.00	\$0.00	\$2,332.38	(\$1,832.38)	0.00
24106	2200	53711		Other Charges	\$500.00	\$0.00	\$500.00	\$0.00	\$0.00	\$0.00	\$500.00	0.00
24106	2200	54311		Maintenance & Repair - Furniture/Fixtures/Equipment	\$1,000.00	\$0.00	\$1,000.00	\$0.00	\$0.00	\$1,022.66	(\$22.66)	0.00
24106	2200	55813		Employee Travel - Non-Teachers	\$500.00	\$0.00	\$500.00	\$0.00	\$0.00	\$0.00	\$500.00	0.00
24106	2200	56113		Software	\$55,000.00	\$0.00	\$55,000.00	\$41,974.32	\$41,974.32	\$0.00	\$13,025.68	0.00
24106	2200	56118		General Supplies and Materials	\$1,000.00	\$0.00	\$1,000.00	\$155.89	\$155.89	\$15,808.80	(\$14,964.69)	0.00
24106	2200	57332		Supply Assets (\$5,000 or less)	\$1,000.00	\$0.00	\$1,000.00	\$0.00	\$0.00	\$0.00	\$1,000.00	0.00
24106	2200			SUBTOTAL Support Services-Instruction	\$438,114.00	\$0.00	\$438,114.00	\$100,552.66	\$100,552.66	\$196,645.14	\$140,916.20	6.68
	2300			Support Services-General Administration								
24106	2300	53713		Indirect Costs - Program Administration	\$91,624.00	\$0.00	\$91,624.00	\$9,980.98	\$9,980.98	\$0.00	\$81,643.02	0.00
24106	2300			SUBTOTAL Support Services-General Administration	\$91,624.00	\$0.00	\$91,624.00	\$9,980.98	\$9,980.98	\$0.00	\$81,643.02	0.00
	2600			Operation & Maintenance of Plant								
24106	2600	54313		Maintenance & Repair - Vehicles	\$1,000.00	\$0.00	\$1,000.00	\$0.00	\$0.00	\$0.00	\$1,000.00	0.00
24106	2600	54416		Communication Services	\$24,000.00	\$0.00	\$24,000.00	\$4,552.75	\$4,552.75	\$20,447.25	(\$1,000.00)	0.00
24106	2600			SUBTOTAL Operation & Maintenance of Plant	\$25,000.00	\$0.00	\$25,000.00	\$4,552.75	\$4,552.75	\$20,447.25	\$0.00	0.00
24106	2000			SUBTOTAL Support Services	\$1,091,212.00	\$0.00	\$1,091,212.00	\$255,275.65	\$255,275.65	\$609,435.61	\$226,500.74	13.15
24106	2000			TOTAL Entitlement IDEA-B	\$3,741,989.00	\$0.00	\$3,741,989.00	\$728,037.20	\$728,037.20	\$2,590,625.42	\$423,326.38	61.72
24109	1000			Preschool IDEA-B Instruction								
24109	1000	53330		Professional Development	\$5,000.00	\$0.00	\$5,000.00	\$0.00	\$0.00	\$0.00	\$5,000.00	0.00
24109	1000	53711		Other Charges	\$500.00	\$0.00	\$500.00	\$0.00	\$0.00	\$0.00	\$500.00	0.00

State of New Mexico
Public School Operating Budget - Actuals Expenditure Rollup Report
Gadsden 2021-2022 - First Quarter (Jul - Sep) - Expenditure
Submitted

Fund	Func	Obj	Job	Description	Budget	Adjustments	Adjusted Budget	Current Period	YTD	Encumbrance	Budget Balance	FTE
24109	1000	55817		Student Travel	\$1,000.00	\$0.00	\$1,000.00	\$0.00	\$0.00	\$0.00	\$1,000.00	0.00
24109	1000	55819		Employee Travel - Teachers	\$1,000.00	\$0.00	\$1,000.00	\$0.00	\$0.00	\$0.00	\$1,000.00	0.00
24109	1000	56118		General Supplies and Materials	\$19,754.00	\$0.00	\$19,754.00	\$0.00	\$0.00	\$0.00	\$19,754.00	0.00
24109	1000	57332		Supply Assets (\$5,000 or less)	\$10,000.00	\$0.00	\$10,000.00	\$0.00	\$0.00	\$0.00	\$10,000.00	0.00
24109	1000			SUBTOTAL	\$37,254.00	\$0.00	\$37,254.00	\$0.00	\$0.00	\$0.00	\$37,254.00	0.00
				Instruction								
				Support Services								
				2100								
				Support Services-Students								
				51100								
				Salaries Expense								
24109	2100	51100	1211	Coordinator/Subject Matter Specialist	\$19,456.00	\$0.00	\$19,456.00	\$1,074.36	\$1,074.36	\$11,481.48	\$6,900.16	0.33
24109	2100	51100		SUBTOTAL Salaries Expense	\$19,456.00	\$0.00	\$19,456.00	\$1,074.36	\$1,074.36	\$11,481.48	\$6,900.16	0.33
24109	2100	52111		Educational Retirement	\$2,753.00	\$0.00	\$2,753.00	\$197.78	\$197.78	\$1,736.29	\$818.93	0.00
24109	2100	52112		ERA - Retiree Health	\$389.00	\$0.00	\$389.00	\$26.10	\$26.10	\$229.17	\$133.73	0.00
24109	2100	52210		FICA Payments	\$1,206.00	\$0.00	\$1,206.00	\$76.84	\$76.84	\$673.47	\$455.69	0.00
24109	2100	52220		Medicare Payments	\$282.00	\$0.00	\$282.00	\$17.97	\$17.97	\$157.52	\$106.51	0.00
24109	2100	52311		Health and Medical Premiums	\$2,052.00	\$0.00	\$2,052.00	\$93.80	\$93.80	\$833.04	\$1,125.16	0.00
24109	2100	52312		Life	\$29.00	\$0.00	\$29.00	\$2.61	\$2.61	\$15.66	\$10.73	0.00
24109	2100	52313		Dental	\$118.00	\$0.00	\$118.00	\$5.39	\$5.39	\$50.94	\$61.67	0.00
24109	2100	52314		Vision	\$19.00	\$0.00	\$19.00	\$0.00	\$0.00	\$11.16	\$7.84	0.00
24109	2100	52315		Disability	\$17.00	\$0.00	\$17.00	\$0.00	\$0.00	\$0.00	\$17.00	0.00
24109	2100	52500		Unemployment Compensation	\$17.00	\$0.00	\$17.00	\$0.96	\$0.96	\$8.46	\$7.58	0.00
24109	2100	52710		Workers Compensation Premium	\$539.00	\$0.00	\$539.00	\$36.05	\$36.05	\$316.47	\$186.48	0.00
24109	2100	52720		Workers Compensation Employer's Fee	\$4.00	\$0.00	\$4.00	\$0.76	\$0.76	\$2.28	\$0.96	0.00
24109	2100	53330		Professional Development	\$1,000.00	\$0.00	\$1,000.00	\$0.00	\$0.00	\$0.00	\$1,000.00	0.00
24109	2100	55813		Employee Travel - Non-Teachers	\$1,000.00	\$0.00	\$1,000.00	\$0.00	\$0.00	\$0.00	\$1,000.00	0.00
24109	2100	56118		General Supplies and Materials	\$1,000.00	\$0.00	\$1,000.00	\$1,657.87	\$1,657.87	\$0.00	(\$657.87)	0.00
24109	2100	57332		Supply Assets (\$5,000 or less)	\$0.00	\$0.00	\$0.00	\$534.32	\$534.32	\$0.00	(\$534.32)	0.00
24109	2100			SUBTOTAL Support Services-Students	\$29,881.00	\$0.00	\$29,881.00	\$3,724.81	\$3,724.81	\$15,515.94	\$10,640.25	0.33
				Instruction								
				Support Services-Instruction								
				51100								
				Salaries Expense								
24109	2200	51100	1211	Coordinator/Subject Matter Specialist	\$16,568.00	\$0.00	\$16,568.00	\$0.00	\$0.00	\$0.00	\$16,568.00	0.00
24109	2200	51100	1217	Secretarial/Clerical/Technical Assistants	\$3,441.00	\$0.00	\$3,441.00	\$860.58	\$860.58	\$2,581.75	(\$1.33)	0.10
24109	2200	51100		SUBTOTAL Salaries Expense	\$20,009.00	\$0.00	\$20,009.00	\$860.58	\$860.58	\$2,581.75	\$16,566.67	0.10
24109	2200	52111		Educational Retirement	\$3,031.00	\$0.00	\$3,031.00	\$130.38	\$130.38	\$391.14	\$2,509.48	0.00
24109	2200	52112		ERA - Retiree Health	\$400.00	\$0.00	\$400.00	\$17.22	\$17.22	\$51.66	\$331.12	0.00
24109	2200	52210		FICA Payments	\$1,241.00	\$0.00	\$1,241.00	\$45.87	\$45.87	\$133.92	\$1,061.21	0.00
24109	2200	52220		Medicare Payments	\$290.00	\$0.00	\$290.00	\$10.72	\$10.72	\$31.32	\$247.96	0.00
24109	2200	52311		Health and Medical Premiums	\$2,065.00	\$0.00	\$2,065.00	\$117.61	\$117.61	\$438.30	\$1,509.09	0.00

State of New Mexico
Public School Operating Budget - Actuals Expenditure Rollup Report
Gadsden 2021-2022 - First Quarter (Jul - Sep) - Expenditure
Submitted

Fund	Func	Obj	Job	Description	Budget	Adjustments	Adjusted Budget	Current Period	YTD	Encumbrance	Budget Balance	FTE
24109	2200	52312		Life	\$29.00	\$0.00	\$29.00	\$1.30	\$1.30	\$4.68	\$23.02	0.00
24109	2200	52313		Dental	\$102.00	\$0.00	\$102.00	\$4.30	\$4.30	\$15.48	\$82.22	0.00
24109	2200	52314		Vision	\$22.00	\$0.00	\$22.00	\$0.95	\$0.95	\$3.42	\$17.63	0.00
24109	2200	52315		Disability	\$18.00	\$0.00	\$18.00	\$0.00	\$0.00	\$0.00	\$18.00	0.00
24109	2200	52500		Unemployment Compensation	\$14.00	\$0.00	\$14.00	\$0.66	\$0.66	\$1.98	\$11.36	0.00
24109	2200	52710		Workers Compensation Premium	\$459.00	\$0.00	\$459.00	\$23.76	\$23.76	\$71.28	\$363.96	0.00
24109	2200	52720		Workers Compensation Employer's Fee	\$4.00	\$0.00	\$4.00	\$0.23	\$0.23	\$0.69	\$3.08	0.00
24109	2200	56118		General Supplies and Materials	\$1,000.00	\$0.00	\$1,000.00	\$0.00	\$0.00	\$0.00	\$1,000.00	0.00
24109	2200			SUBTOTAL Support Services-Instruction	\$28,684.00	\$0.00	\$28,684.00	\$1,213.58	\$1,213.58	\$3,725.62	\$23,744.80	0.10
	2300			Support Services-General Administration								
24109	2300	53713		Indirect Costs - Program Administration	\$2,405.00	\$0.00	\$2,405.00	\$68.64	\$68.64	\$0.00	\$2,336.36	0.00
24109	2300			SUBTOTAL Support Services-General Administration	\$2,405.00	\$0.00	\$2,405.00	\$68.64	\$68.64	\$0.00	\$2,336.36	0.00
24109	2000			SUBTOTAL Support Services	\$60,970.00	\$0.00	\$60,970.00	\$5,007.03	\$5,007.03	\$19,241.56	\$36,721.41	0.43
24109	9			TOTAL Preschool IDEA-B	\$98,224.00	\$0.00	\$98,224.00	\$5,007.03	\$5,007.03	\$19,241.56	\$73,975.41	0.43
24145				Title I - Striving Readers Instruction								
	1000			Salaries Expense								
24145	1000	51100	1411	Teachers-Grades 1-12	\$109,052.00	\$0.00	\$109,052.00	\$22,926.50	\$22,926.50	\$87,120.50	(\$995.00)	2.00
24145	1000	51100		SUBTOTAL Salaries Expense	\$109,052.00	\$0.00	\$109,052.00	\$22,926.50	\$22,926.50	\$87,120.50	(\$995.00)	2.00
24145	1000	52111		Educational Retirement	\$16,521.00	\$0.00	\$16,521.00	\$3,473.40	\$3,473.40	\$13,198.88	(\$151.28)	0.00
24145	1000	52112		ERA - Retiree Health	\$2,181.00	\$0.00	\$2,181.00	\$458.55	\$458.55	\$1,742.49	(\$20.04)	0.00
24145	1000	52210		FICA Payments	\$6,761.00	\$0.00	\$6,761.00	\$1,419.30	\$1,419.30	\$5,393.32	(\$51.62)	0.00
24145	1000	52220		Medicare Payments	\$1,581.00	\$0.00	\$1,581.00	\$331.90	\$331.90	\$1,261.22	(\$12.12)	0.00
24145	1000	52311		Health and Medical Premiums	\$11,255.00	\$0.00	\$11,255.00	\$0.00	\$0.00	\$0.00	\$11,255.00	0.00
24145	1000	52312		Life	\$158.00	\$0.00	\$158.00	\$26.30	\$26.30	\$99.94	\$31.76	0.00
24145	1000	52313		Dental	\$558.00	\$0.00	\$558.00	\$42.90	\$42.90	\$163.02	\$352.08	0.00
24145	1000	52314		Vision	\$109.00	\$0.00	\$109.00	\$9.40	\$9.40	\$35.72	\$63.88	0.00
24145	1000	52315		Disability	\$98.00	\$0.00	\$98.00	\$0.00	\$0.00	\$0.00	\$98.00	0.00
24145	1000	52500		Unemployment Compensation	\$74.00	\$0.00	\$74.00	\$17.00	\$17.00	\$64.60	(\$7.60)	0.00
24145	1000	52710		Workers Compensation Premium	\$2,504.00	\$0.00	\$2,504.00	\$633.00	\$633.00	\$2,405.39	(\$534.39)	0.00
24145	1000	52720		Workers Compensation Employer's Fee	\$9.00	\$0.00	\$9.00	\$4.60	\$4.60	\$13.80	(\$9.40)	0.00
24145	1000	53330		Professional Development	\$91,318.00	\$0.00	\$91,318.00	\$0.00	\$0.00	\$50,742.75	\$40,575.25	0.00
24145	1000	55813		Employee Travel - Non-Teachers	\$2,000.00	\$0.00	\$2,000.00	\$118.44	\$118.44	\$1,881.56	\$0.00	0.00
24145	1000	56118		General Supplies and Materials	\$237,864.00	\$0.00	\$237,864.00	\$32,150.37	\$32,150.37	\$42,750.73	\$162,962.90	0.00
24145	1000	57332		Supply Assets (\$5,000 or less)	\$17,357.00	\$0.00	\$17,357.00	\$0.00	\$0.00	\$0.00	\$17,357.00	0.00

State of New Mexico
Public School Operating Budget - Actuals Expenditure Rollup Report
Gadsden 2021-2022 - First Quarter (Jul - Sep) - Expenditure
Submitted

Fund	Func	Obj	Job	Description	Budget	Adjustments	Adjusted Budget	Current Period	YTD	Encumbrance	Budget Balance	FTE
24145	1000			SUBTOTAL	\$499,400.00	\$0.00	\$499,400.00	\$61,611.66	\$61,611.66	\$206,873.92	\$230,914.42	2.00
	2000			Instruction								
	2400			Support Services								
				Support Services-School Administration								
24145	2400	53330		Professional Development	\$600.00	\$0.00	\$600.00	\$0.00	\$0.00	\$0.00	\$600.00	0.00
24145	2400			SUBTOTAL Support Services-School Administration	\$600.00	\$0.00	\$600.00	\$0.00	\$0.00	\$0.00	\$600.00	0.00
24145	2000			SUBTOTAL Support Services	\$600.00	\$0.00	\$600.00	\$0.00	\$0.00	\$0.00	\$600.00	0.00
2414	5			TOTAL Title I - Striving Readers	\$500,000.00	\$0.00	\$500,000.00	\$61,611.66	\$61,611.66	\$206,873.92	\$231,514.42	2.00
24153				English Language Acquisition Instruction								
	1000			Salaries Expense								
		51100		Teachers-Grades 1-12								
24153	1000	51100	1411	Teachers-Grades 1-12	\$67,500.00	\$0.00	\$67,500.00	\$14,012.50	\$14,012.50	\$53,247.50	\$240.00	1.00
24153	1000	51100	1711	Instructional Assistants-Grades 1-12	\$22,000.00	\$0.00	\$22,000.00	\$4,513.60	\$4,513.60	\$17,151.68	\$334.72	1.00
24153	1000	51100		SUBTOTAL Salaries Expense	\$89,500.00	\$0.00	\$89,500.00	\$18,526.10	\$18,526.10	\$70,399.18	\$574.72	2.00
		51300		Additional Compensation								
24153	1000	51300	1411	Teachers-Grades 1-12	\$34,290.00	\$0.00	\$34,290.00	\$0.00	\$0.00	\$1,225.00	\$33,065.00	0.00
24153	1000	51300		SUBTOTAL Additional Compensation	\$34,290.00	\$0.00	\$34,290.00	\$0.00	\$0.00	\$1,225.00	\$33,065.00	0.00
24153	1000	52111		Educational Retirement	\$19,367.00	\$0.00	\$19,367.00	\$2,806.70	\$2,806.70	\$10,851.05	\$5,709.25	0.00
24153	1000	52112		ERA - Retiree Health	\$2,900.00	\$0.00	\$2,900.00	\$370.50	\$370.50	\$1,432.40	\$1,097.10	0.00
24153	1000	52210		FICA Payments	\$8,790.00	\$0.00	\$8,790.00	\$1,092.01	\$1,092.01	\$4,215.62	\$3,482.37	0.00
24153	1000	52220		Medicare Payments	\$2,153.00	\$0.00	\$2,153.00	\$255.39	\$255.39	\$985.95	\$911.66	0.00
24153	1000	52311		Health and Medical Premiums	\$10,000.00	\$0.00	\$10,000.00	\$1,176.16	\$1,176.16	\$4,622.23	\$4,201.61	0.00
24153	1000	52312		Life	\$200.00	\$0.00	\$200.00	\$26.30	\$26.30	\$99.89	\$73.81	0.00
24153	1000	52313		Dental	\$600.00	\$0.00	\$600.00	\$42.90	\$42.90	\$162.87	\$394.23	0.00
24153	1000	52314		Vision	\$100.00	\$0.00	\$100.00	\$9.40	\$9.40	\$35.69	\$54.91	0.00
24153	1000	52500		Unemployment Compensation	\$200.00	\$0.00	\$200.00	\$13.75	\$13.75	\$53.16	\$133.09	0.00
24153	1000	52710		Workers Compensation Premium	\$2,800.00	\$0.00	\$2,800.00	\$511.50	\$511.50	\$1,977.51	\$310.99	0.00
24153	1000	52720		Workers Compensation Employer's Fee	\$0.00	\$0.00	\$0.00	\$4.60	\$4.60	\$13.80	(\$18.40)	0.00
24153	1000	53330		Professional Development	\$213,000.00	\$0.00	\$213,000.00	\$0.00	\$0.00	\$98,853.20	\$114,146.80	0.00
24153	1000	56113		Software	\$18,000.00	\$0.00	\$18,000.00	\$18,197.00	\$18,197.00	\$0.00	(\$197.00)	0.00
24153	1000	56118		General Supplies and Materials	\$6,819.00	\$0.00	\$6,819.00	\$0.00	\$0.00	\$0.00	\$6,819.00	0.00
24153	1000			SUBTOTAL Instruction	\$408,719.00	\$0.00	\$408,719.00	\$43,032.31	\$43,032.31	\$194,927.55	\$170,759.14	2.00
	2000			Support Services								
	2300			Support Services-General Administration								

State of New Mexico
Public School Operating Budget - Actuals Expenditure Rollup Report
Gadsden 2021-2022 - First Quarter (Jul - Sep) - Expenditure
Submitted

Fund	Func	Obj	Job	Description	Budget	Adjustments	Adjusted Budget	Current Period	YTD	Encumbrance	Budget Balance	FTE
24153	2300	53713		Indirect Costs - Program Administration	\$10,266.00	\$0.00	\$10,266.00	\$598.15	\$598.15	\$0.00	\$9,667.85	0.00
24153	2300			SUBTOTAL Support Services-General Administration	\$10,266.00	\$0.00	\$10,266.00	\$598.15	\$598.15	\$0.00	\$9,667.85	0.00
24153	2000			SUBTOTAL Support Services	\$10,266.00	\$0.00	\$10,266.00	\$598.15	\$598.15	\$0.00	\$9,667.85	0.00
2415	3			TOTAL English Language Acquisition	\$418,985.00	\$0.00	\$418,985.00	\$43,630.46	\$43,630.46	\$194,927.55	\$180,426.99	2.00
24154	1000			Teacher/Principal Training & Recruiting Instruction								
		51100		Salaries Expense								
24154	1000	51100	1411	Teachers-Grades 1-12	\$378,213.00	\$0.00	\$378,213.00	\$85,434.28	\$85,434.28	\$309,854.92	(\$17,076.20)	6.00
24154	1000	51100		SUBTOTAL Salaries Expense	\$378,213.00	\$0.00	\$378,213.00	\$85,434.28	\$85,434.28	\$309,854.92	(\$17,076.20)	6.00
		51300		Additional Compensation								
24154	1000	51300	1411	Teachers-Grades 1-12	\$125,000.00	\$0.00	\$125,000.00	\$7,420.20	\$7,420.20	\$86,604.81	\$30,974.99	0.00
24154	1000	51300		SUBTOTAL Additional Compensation	\$125,000.00	\$0.00	\$125,000.00	\$7,420.20	\$7,420.20	\$86,604.81	\$30,974.99	0.00
24154	1000	52111		Educational Retirement	\$80,000.00	\$0.00	\$80,000.00	\$14,067.49	\$14,067.49	\$60,061.57	\$5,870.94	0.00
24154	1000	52112		ERA - Retiree Health	\$12,150.00	\$0.00	\$12,150.00	\$1,857.17	\$1,857.17	\$7,930.54	\$2,362.29	0.00
24154	1000	52210		FICA Payments	\$40,000.00	\$0.00	\$40,000.00	\$5,309.60	\$5,309.60	\$22,430.73	\$12,259.67	0.00
24154	1000	52220		Medicare Payments	\$7,000.00	\$0.00	\$7,000.00	\$1,241.81	\$1,241.81	\$5,246.36	\$511.83	0.00
24154	1000	52311		Health and Medical Premiums	\$60,000.00	\$0.00	\$60,000.00	\$10,077.18	\$10,077.18	\$47,701.71	\$2,221.11	0.00
24154	1000	52312		Life	\$834.00	\$0.00	\$834.00	\$82.85	\$82.85	\$411.16	\$339.99	0.00
24154	1000	52313		Dental	\$3,388.00	\$0.00	\$3,388.00	\$512.55	\$512.55	\$2,396.61	\$478.84	0.00
24154	1000	52314		Vision	\$560.00	\$0.00	\$560.00	\$79.17	\$79.17	\$370.39	\$110.44	0.00
24154	1000	52315		Disability	\$500.00	\$0.00	\$500.00	\$48.48	\$48.48	\$295.56	\$155.96	0.00
24154	1000	52500		Unemployment Compensation	\$500.00	\$0.00	\$500.00	\$68.69	\$68.69	\$291.76	\$139.55	0.00
24154	1000	52710		Workers Compensation Premium	\$16,000.00	\$0.00	\$16,000.00	\$2,563.72	\$2,563.72	\$10,943.48	\$2,492.80	0.00
24154	1000	52720		Workers Compensation Employer's Fee	\$500.00	\$0.00	\$500.00	\$17.97	\$17.97	\$55.90	\$426.13	0.00
24154	1000	53330		Professional Development	\$0.00	\$0.00	\$0.00	\$0.00	\$0.00	\$20,000.00	(\$20,000.00)	0.00
24154	1000	56118		General Supplies and Materials	\$0.00	\$0.00	\$0.00	\$644.44	\$644.44	\$359.55	(\$1,003.99)	0.00
24154	1000	57332		Supply Assets (\$5,000 or less)	\$0.00	\$0.00	\$0.00	\$0.00	\$0.00	\$1,252.30	(\$1,252.30)	0.00
24154	1000			SUBTOTAL Instruction	\$724,645.00	\$0.00	\$724,645.00	\$129,425.60	\$129,425.60	\$576,207.35	\$19,012.05	6.00
	2000			Support Services								
	2200			Support Services-Instruction								
		51100		Salaries Expense								
24154	2200	51100	1211	Coordinator/Subject Matter Specialist	\$129,000.00	\$0.00	\$129,000.00	\$16,338.78	\$16,338.78	\$49,016.22	\$63,645.00	1.50
24154	2200	51100		SUBTOTAL Salaries Expense	\$129,000.00	\$0.00	\$129,000.00	\$16,338.78	\$16,338.78	\$49,016.22	\$63,645.00	1.50

State of New Mexico
Public School Operating Budget - Actuals Expenditure Rollup Report
Gadsden 2021-2022 - First Quarter (Jul - Sep) - Expenditure
Submitted

Fund	Func	Obj	Job	Description	Budget	Adjustments	Adjusted Budget	Current Period	YTD	Encumbrance	Budget Balance	FTE
24154	2200	52111		Educational Retirement	\$19,000.00	\$0.00	\$19,000.00	\$2,475.30	\$2,475.30	\$7,425.89	\$9,098.81	0.00
24154	2200	52112		ERA - Retiree Health	\$2,600.00	\$0.00	\$2,600.00	\$326.76	\$326.76	\$980.28	\$1,292.96	0.00
24154	2200	52210		FICA Payments	\$8,500.00	\$0.00	\$8,500.00	\$897.66	\$897.66	\$2,680.01	\$4,922.33	0.00
24154	2200	52220		Medicare Payments	\$1,900.00	\$0.00	\$1,900.00	\$209.92	\$209.92	\$626.76	\$1,063.32	0.00
24154	2200	52311		Health and Medical Premiums	\$13,712.00	\$0.00	\$13,712.00	\$2,673.76	\$2,673.76	\$8,335.80	\$2,702.44	0.00
24154	2200	52312		Life	\$200.00	\$0.00	\$200.00	\$15.78	\$15.78	\$47.34	\$136.88	0.00
24154	2200	52313		Dental	\$800.00	\$0.00	\$800.00	\$97.98	\$97.98	\$293.94	\$408.08	0.00
24154	2200	52314		Vision	\$130.00	\$0.00	\$130.00	\$18.90	\$18.90	\$56.70	\$54.40	0.00
24154	2200	52315		Disability	\$120.00	\$0.00	\$120.00	\$0.00	\$0.00	\$0.00	\$120.00	0.00
24154	2200	52500		Unemployment Compensation	\$120.00	\$0.00	\$120.00	\$12.12	\$12.12	\$36.36	\$71.52	0.00
24154	2200	52710		Workers Compensation Premium	\$4,000.00	\$0.00	\$4,000.00	\$451.14	\$451.14	\$1,353.41	\$2,195.45	0.00
24154	2200	52720		Workers Compensation Employer's Fee	\$50.00	\$0.00	\$50.00	\$2.30	\$2.30	\$6.90	\$40.80	0.00
24154	2200			SUBTOTAL Support Services-Instruction	\$180,132.00	\$0.00	\$180,132.00	\$23,520.40	\$23,520.40	\$70,859.61	\$85,751.99	1.50
	2300			Support Services-General Administration								
24154	2300	53713		Indirect Costs - Program Administration	\$24,356.00	\$0.00	\$24,356.00	\$2,125.95	\$2,125.95	\$0.00	\$22,230.05	0.00
24154	2300			SUBTOTAL Support Services-General Administration	\$24,356.00	\$0.00	\$24,356.00	\$2,125.95	\$2,125.95	\$0.00	\$22,230.05	0.00
24154	2000			SUBTOTAL Support Services	\$204,488.00	\$0.00	\$204,488.00	\$25,646.35	\$25,646.35	\$70,859.61	\$107,982.04	1.50
2415	4			TOTAL Teacher/Principal Training & Recruiting	\$929,133.00	\$0.00	\$929,133.00	\$155,071.95	\$155,071.95	\$647,066.96	\$126,994.09	7.50
24174				Carl D Perkins Secondary - Current Instruction								
	1000			Salaries Expense								
24174	1000	51100	1610	Substitutes Professional Development	\$7,000.00	\$0.00	\$7,000.00	\$0.00	\$0.00	\$0.00	\$7,000.00	0.00
24174	1000	51100		SUBTOTAL Salaries Expense	\$7,000.00	\$0.00	\$7,000.00	\$0.00	\$0.00	\$0.00	\$7,000.00	0.00
	51300			Additional Compensation								
24174	1000	51300	1415	Teachers-Vocational and Technical	\$12,000.00	\$0.00	\$12,000.00	\$0.00	\$0.00	\$0.00	\$12,000.00	0.00
24174	1000	51300		SUBTOTAL Additional Compensation	\$12,000.00	\$0.00	\$12,000.00	\$0.00	\$0.00	\$0.00	\$12,000.00	0.00
24174	1000	52111		Educational Retirement	\$700.00	\$0.00	\$700.00	\$0.00	\$0.00	\$0.00	\$700.00	0.00
24174	1000	52112		ERA - Retiree Health	\$600.00	\$0.00	\$600.00	\$0.00	\$0.00	\$0.00	\$600.00	0.00
24174	1000	52210		FICA Payments	\$980.00	\$0.00	\$980.00	\$0.00	\$0.00	\$0.00	\$980.00	0.00
24174	1000	52220		Medicare Payments	\$450.00	\$0.00	\$450.00	\$0.00	\$0.00	\$0.00	\$450.00	0.00
24174	1000	52500		Unemployment Compensation	\$700.00	\$0.00	\$700.00	\$0.00	\$0.00	\$0.00	\$700.00	0.00
24174	1000	52710		Workers Compensation Premium	\$700.00	\$0.00	\$700.00	\$0.00	\$0.00	\$0.00	\$700.00	0.00

State of New Mexico
Public School Operating Budget - Actuals Expenditure Rollup Report
Gadsden 2021-2022 - First Quarter (Jul - Sep) - Expenditure
Submitted

Fund	Func	Obj	Job	Description	Budget	Adjustments	Adjusted Budget	Current Period	YTD	Encumbrance	Budget Balance	FTE
24174	1000	52720		Workers Compensation Employer's Fee	\$700.00	\$0.00	\$700.00	\$0.00	\$0.00	\$0.00	\$700.00	0.00
24174	1000	53330		Professional Development	\$25,500.00	\$0.00	\$25,500.00	\$2,400.00	\$2,400.00	\$0.00	\$23,100.00	0.00
24174	1000	53414		Other Services	\$4,500.00	\$0.00	\$4,500.00	\$0.00	\$0.00	\$0.00	\$4,500.00	0.00
24174	1000	53711		Other Charges	\$1,000.00	\$0.00	\$1,000.00	\$0.00	\$0.00	\$198.00	\$802.00	0.00
24174	1000	55817		Student Travel	\$3,000.00	\$0.00	\$3,000.00	\$0.00	\$0.00	\$0.00	\$3,000.00	0.00
24174	1000	56113		Software	\$44,000.00	\$0.00	\$44,000.00	\$26,295.40	\$26,295.40	\$2,245.20	\$15,459.40	0.00
24174	1000	56118		General Supplies and Materials	\$33,000.00	\$0.00	\$33,000.00	\$0.00	\$0.00	\$10,233.99	\$22,766.01	0.00
24174	1000	57331		Fixed Assets (more than \$5,000)	\$28,500.00	\$0.00	\$28,500.00	\$0.00	\$0.00	\$0.00	\$28,500.00	0.00
24174	1000	57332		Supply Assets (\$5,000 or less)	\$72,365.00	\$0.00	\$72,365.00	\$0.00	\$0.00	\$2,479.93	\$69,885.07	0.00
24174	1000			SUBTOTAL Instruction	\$235,695.00	\$0.00	\$235,695.00	\$28,695.40	\$28,695.40	\$15,157.12	\$191,842.48	0.00
	2000			Support Services								
	2100			Support Services-Students								
		51100		Salaries Expense								
24174	2100	51100	1214	Guidance Counselors/Social Workers	\$26,000.00	\$0.00	\$26,000.00	\$0.00	\$0.00	\$0.00	\$26,000.00	0.00
24174	2100	51100		SUBTOTAL Salaries Expense	\$26,000.00	\$0.00	\$26,000.00	\$0.00	\$0.00	\$0.00	\$26,000.00	0.00
24174	2100	52111		Educational Retirement	\$700.00	\$0.00	\$700.00	\$0.00	\$0.00	\$0.00	\$700.00	0.00
24174	2100	52112		ERA - Retiree Health	\$700.00	\$0.00	\$700.00	\$0.00	\$0.00	\$0.00	\$700.00	0.00
24174	2100	52210		FICA Payments	\$700.00	\$0.00	\$700.00	\$0.00	\$0.00	\$0.00	\$700.00	0.00
24174	2100	52220		Medicare Payments	\$700.00	\$0.00	\$700.00	\$0.00	\$0.00	\$0.00	\$700.00	0.00
24174	2100	52311		Health and Medical Premiums	\$700.00	\$0.00	\$700.00	\$0.00	\$0.00	\$0.00	\$700.00	0.00
24174	2100	52312		Life	\$700.00	\$0.00	\$700.00	\$0.00	\$0.00	\$0.00	\$700.00	0.00
24174	2100	52313		Dental	\$700.00	\$0.00	\$700.00	\$0.00	\$0.00	\$0.00	\$700.00	0.00
24174	2100	52314		Vision	\$700.00	\$0.00	\$700.00	\$0.00	\$0.00	\$0.00	\$700.00	0.00
24174	2100	52315		Disability	\$700.00	\$0.00	\$700.00	\$0.00	\$0.00	\$0.00	\$700.00	0.00
24174	2100	52500		Unemployment Compensation	\$700.00	\$0.00	\$700.00	\$0.00	\$0.00	\$0.00	\$700.00	0.00
24174	2100	52710		Workers Compensation Premium	\$700.00	\$0.00	\$700.00	\$0.00	\$0.00	\$0.00	\$700.00	0.00
24174	2100	52720		Workers Compensation Employer's Fee	\$700.00	\$0.00	\$700.00	\$0.00	\$0.00	\$0.00	\$700.00	0.00
24174	2100			SUBTOTAL Support Services-Students	\$34,400.00	\$0.00	\$34,400.00	\$0.00	\$0.00	\$0.00	\$34,400.00	0.00
	2300			Support Services-General Administration								
24174	2300	53713		Indirect Costs - Program Administration	\$6,068.00	\$0.00	\$6,068.00	\$398.87	\$398.87	\$0.00	\$5,669.13	0.00
24174	2300			SUBTOTAL Support Services-General Administration	\$6,068.00	\$0.00	\$6,068.00	\$398.87	\$398.87	\$0.00	\$5,669.13	0.00
24174	2000			SUBTOTAL Support Services	\$40,468.00	\$0.00	\$40,468.00	\$398.87	\$398.87	\$0.00	\$40,069.13	0.00
2417	4			TOTAL Carl D Perkins Secondary - Current	\$276,163.00	\$0.00	\$276,163.00	\$29,094.27	\$29,094.27	\$15,157.12	\$231,911.61	0.00

State of New Mexico
Public School Operating Budget - Actuals Expenditure Rollup Report
Gadsden 2021-2022 - First Quarter (Jul - Sep) - Expenditure
Submitted

Fund	Func	Obj	Job	Description	Budget	Adjustments	Adjusted Budget	Current Period	YTD	Encumbrance	Budget Balance	FTE
24175				Carl D Perkins Secondary - PY Unliq. Obligations Instruction								
	1000											
24175	1000	57332		Supply Assets (\$5,000 or less)	\$4,317.00	\$0.00	\$4,317.00	\$4,316.68	\$4,316.68	\$0.00	\$0.32	0.00
24175	1000			SUBTOTAL	\$4,317.00	\$0.00	\$4,317.00	\$4,316.68	\$4,316.68	\$0.00	\$0.32	0.00
				Instruction								
2417				TOTAL Carl D	\$4,317.00	\$0.00	\$4,317.00	\$4,316.68	\$4,316.68	\$0.00	\$0.32	0.00
5				Perkins Secondary - PY Unliq. Obligations								
24176				Carl D Perkins Secondary - Redistribution Instruction								
	1000											
		51300		Additional Compensation								
24176	1000	51300	1415	Teachers-Vocational and Technical	\$1,536.00	\$0.00	\$1,536.00	\$0.00	\$0.00	\$0.00	\$1,536.00	0.00
24176	1000	51300		SUBTOTAL Additional Compensation	\$1,536.00	\$0.00	\$1,536.00	\$0.00	\$0.00	\$0.00	\$1,536.00	0.00
24176	1000	52111		Educational Retirement	\$1,300.00	\$0.00	\$1,300.00	\$0.00	\$0.00	\$0.00	\$1,300.00	0.00
24176	1000	52112		ERA - Retiree Health	\$400.00	\$0.00	\$400.00	\$0.00	\$0.00	\$0.00	\$400.00	0.00
24176	1000	52210		FICA Payments	\$669.00	\$0.00	\$669.00	\$0.00	\$0.00	\$0.00	\$669.00	0.00
24176	1000	52220		Medicare Payments	\$400.00	\$0.00	\$400.00	\$0.00	\$0.00	\$0.00	\$400.00	0.00
24176	1000	53330		Professional Development	\$3,064.00	\$0.00	\$3,064.00	\$0.00	\$0.00	\$0.00	\$3,064.00	0.00
24176	1000	56113		Software	\$166.00	\$0.00	\$166.00	\$13,950.00	\$13,950.00	\$0.00	(\$13,784.00)	0.00
24176	1000	57332		Supply Assets (\$5,000 or less)	\$6,540.00	\$0.00	\$6,540.00	\$0.00	\$0.00	\$0.00	\$6,540.00	0.00
24176	1000			SUBTOTAL	\$14,075.00	\$0.00	\$14,075.00	\$13,950.00	\$13,950.00	\$0.00	\$125.00	0.00
				Instruction								
2417				TOTAL Carl D	\$14,075.00	\$0.00	\$14,075.00	\$13,950.00	\$13,950.00	\$0.00	\$125.00	0.00
6				Perkins Secondary - Redistribution								
24189				Student Supp Academic Achievment Title IV Instruction								
	1000											
		51100		Salaries Expense								
24189	1000	51100	1411	Teachers-Grades 1-12	\$142,100.00	\$0.00	\$142,100.00	\$28,020.45	\$28,020.45	\$106,477.55	\$7,602.00	2.00
24189	1000	51100	1610	Substitutes Professional Development	\$40,000.00	\$0.00	\$40,000.00	\$0.00	\$0.00	\$0.00	\$40,000.00	0.00
24189	1000	51100		SUBTOTAL Salaries Expense	\$182,100.00	\$0.00	\$182,100.00	\$28,020.45	\$28,020.45	\$106,477.55	\$47,602.00	2.00
24189	1000	52111		Educational Retirement	\$21,528.00	\$0.00	\$21,528.00	\$4,245.10	\$4,245.10	\$16,131.36	\$1,151.54	0.00
24189	1000	52112		ERA - Retiree Health	\$2,842.00	\$0.00	\$2,842.00	\$560.40	\$560.40	\$2,129.52	\$152.08	0.00
24189	1000	52210		FICA Payments	\$8,810.00	\$0.00	\$8,810.00	\$1,594.52	\$1,594.52	\$6,043.89	\$1,171.59	0.00

State of New Mexico
Public School Operating Budget - Actuals Expenditure Rollup Report
Gadsden 2021-2022 - First Quarter (Jul - Sep) - Expenditure
Submitted

Fund	Func	Obj	Job	Description	Budget	Adjustments	Adjusted Budget	Current Period	YTD	Encumbrance	Budget Balance	FTE
24189	1000	52220		Medicare Payments	\$2,060.00	\$0.00	\$2,060.00	\$372.91	\$372.91	\$1,413.41	\$273.68	0.00
24189	1000	52311		Health and Medical Premiums	\$14,666.00	\$0.00	\$14,666.00	\$3,085.83	\$3,085.83	\$12,093.69	(\$513.52)	0.00
24189	1000	52312		Life	\$206.00	\$0.00	\$206.00	\$26.30	\$26.30	\$99.94	\$79.76	0.00
24189	1000	52313		Dental	\$727.00	\$0.00	\$727.00	\$163.30	\$163.30	\$620.54	(\$56.84)	0.00
24189	1000	52314		Vision	\$142.00	\$0.00	\$142.00	\$31.50	\$31.50	\$119.70	(\$9.20)	0.00
24189	1000	52315		Disability	\$127.00	\$0.00	\$127.00	\$93.70	\$93.70	\$356.06	(\$322.76)	0.00
24189	1000	52500		Unemployment Compensation	\$96.00	\$0.00	\$96.00	\$20.80	\$20.80	\$79.04	(\$3.84)	0.00
24189	1000	52710		Workers Compensation Premium	\$3,262.00	\$0.00	\$3,262.00	\$773.65	\$773.65	\$2,939.87	(\$451.52)	0.00
24189	1000	52720		Workers Compensation Employer's Fee	\$10.00	\$0.00	\$10.00	\$4.60	\$4.60	\$13.80	(\$8.40)	0.00
24189	1000	53330		Professional Development	\$0.00	\$0.00	\$0.00	\$0.00	\$0.00	\$11,775.00	(\$11,775.00)	0.00
24189	1000	55817		Student Travel	\$75,000.00	\$0.00	\$75,000.00	\$0.00	\$0.00	\$0.00	\$75,000.00	0.00
24189	1000	55819		Employee Travel - Teachers	\$10,000.00	\$0.00	\$10,000.00	\$0.00	\$0.00	\$0.00	\$10,000.00	0.00
24189	1000	56113		Software	\$282,831.00	\$0.00	\$282,831.00	\$0.00	\$0.00	\$0.00	\$282,831.00	0.00
24189	1000	56118		General Supplies and Materials	\$453,553.00	\$0.00	\$453,553.00	\$0.00	\$0.00	\$78,773.39	\$374,779.61	0.00
24189	1000	57331		Fixed Assets (more than \$5,000)	\$0.00	\$0.00	\$0.00	\$0.00	\$0.00	\$691,285.00	(\$691,285.00)	0.00
24189	1000	57332		Supply Assets (\$5,000 or less)	\$295,861.00	\$0.00	\$295,861.00	\$0.00	\$0.00	\$0.00	\$295,861.00	0.00
24189	1000			SUBTOTAL	\$1,353,821.00	\$0.00	\$1,353,821.00	\$38,993.06	\$38,993.06	\$930,351.76	\$384,476.18	2.00
				<i>Instruction</i>								
	2000			Support Services								
	2100			Support Services-Students								
		51100		Salaries Expense								
24189	2100	51100	1214	Guidance Counselors/Social Workers	\$63,385.00	\$0.00	\$63,385.00	\$15,420.03	\$15,420.03	\$55,526.61	(\$7,561.64)	1.00
24189	2100	51100		SUBTOTAL Salaries Expense	\$63,385.00	\$0.00	\$63,385.00	\$15,420.03	\$15,420.03	\$55,526.61	(\$7,561.64)	1.00
24189	2100	52111		Educational Retirement	\$9,603.00	\$0.00	\$9,603.00	\$2,336.13	\$2,336.13	\$8,412.30	(\$1,145.43)	0.00
24189	2100	52112		ERA - Retiree Health	\$1,268.00	\$0.00	\$1,268.00	\$308.42	\$308.42	\$1,110.60	(\$151.02)	0.00
24189	2100	52210		FICA Payments	\$3,930.00	\$0.00	\$3,930.00	\$926.14	\$926.14	\$3,305.88	(\$302.02)	0.00
24189	2100	52220		Medicare Payments	\$919.00	\$0.00	\$919.00	\$216.59	\$216.59	\$773.10	(\$70.69)	0.00
24189	2100	52311		Health and Medical Premiums	\$6,542.00	\$0.00	\$6,542.00	\$681.58	\$681.58	\$3,121.38	\$2,739.04	0.00
24189	2100	52312		Life	\$92.00	\$0.00	\$92.00	\$15.78	\$15.78	\$47.34	\$28.88	0.00
24189	2100	52313		Dental	\$325.00	\$0.00	\$325.00	\$34.32	\$34.32	\$154.44	\$136.24	0.00
24189	2100	52314		Vision	\$63.00	\$0.00	\$63.00	\$7.52	\$7.52	\$33.84	\$21.64	0.00
24189	2100	52315		Disability	\$57.00	\$0.00	\$57.00	\$0.00	\$0.00	\$0.00	\$57.00	0.00
24189	2100	52500		Unemployment Compensation	\$43.00	\$0.00	\$43.00	\$11.45	\$11.45	\$41.22	(\$9.67)	0.00
24189	2100	52710		Workers Compensation Premium	\$1,455.00	\$0.00	\$1,455.00	\$425.75	\$425.75	\$1,533.06	(\$503.81)	0.00
24189	2100	52720		Workers Compensation Employer's Fee	\$10.00	\$0.00	\$10.00	\$2.30	\$2.30	\$6.90	\$0.80	0.00
24189	2100	53330		Professional Development	\$70,000.00	\$0.00	\$70,000.00	\$0.00	\$0.00	\$0.00	\$70,000.00	0.00
24189	2100			SUBTOTAL Support Services-Students	\$157,692.00	\$0.00	\$157,692.00	\$20,386.01	\$20,386.01	\$74,066.67	\$63,239.32	1.00
				<i>Support Services-General Administration</i>								
	2300			Support Services-General Administration								
24189	2300	53713		Indirect Costs - Program Administration	\$16,642.00	\$0.00	\$16,642.00	\$825.37	\$825.37	\$0.00	\$15,816.63	0.00

State of New Mexico
Public School Operating Budget - Actuals Expenditure Rollup Report
Gadsden 2021-2022 - First Quarter (Jul - Sep) - Expenditure
Submitted

Fund	Func	Obj	Job	Description	Budget	Adjustments	Adjusted Budget	Current Period	YTD	Encumbrance	Budget Balance	FTE
24189	2300			SUBTOTAL Support Services-General Administration	\$16,642.00	\$0.00	\$16,642.00	\$825.37	\$825.37	\$0.00	\$15,816.63	0.00
24189	2000			SUBTOTAL Support Services	\$174,334.00	\$0.00	\$174,334.00	\$21,211.38	\$21,211.38	\$74,066.67	\$79,055.95	1.00
24189	9			TOTAL Student Supp Academic Achievement Title IV	\$1,528,155.00	\$0.00	\$1,528,155.00	\$60,204.44	\$60,204.44	\$1,004,418.43	\$463,532.13	3.00
24308	1000			CRRSA, ESSER II Instruction								
		51300		Additional Compensation								
24308	1000	51300	1411	Teachers-Grades 1-12	\$448,000.00	\$427,288.00	\$875,288.00	\$338,348.97	\$338,348.97	\$0.00	\$536,939.03	0.00
24308	1000	51300	1412	Teachers- Special Education	\$0.00	\$0.00	\$0.00	\$5,034.26	\$5,034.26	\$0.00	(\$5,034.26)	0.00
24308	1000	51300	1621	Summer School/After School	\$3,762,467.00	(\$3,588,086.00)	\$174,381.00	\$72,688.95	\$72,688.95	\$0.00	\$101,692.05	0.00
24308	1000	51300		SUBTOTAL Additional Compensation	\$4,210,467.00	(\$3,160,798.00)	\$1,049,669.00	\$416,072.18	\$416,072.18	\$0.00	\$633,596.82	0.00
24308	1000	52111		Educational Retirement	\$595,800.00	(\$435,912.00)	\$159,888.00	\$62,486.45	\$62,486.45	\$10,173.54	\$87,228.01	0.00
24308	1000	52112		ERA - Retiree Health	\$84,200.00	(\$62,998.00)	\$21,202.00	\$8,249.07	\$8,249.07	\$1,343.46	\$11,609.47	0.00
24308	1000	52210		FICA Payments	\$261,020.00	(\$195,597.00)	\$65,423.00	\$25,545.24	\$25,545.24	\$3,867.43	\$36,010.33	0.00
24308	1000	52220		Medicare Payments	\$61,050.00	(\$22,623.00)	\$38,427.00	\$5,974.31	\$5,974.31	\$904.40	\$31,548.29	0.00
24308	1000	52500		Unemployment Compensation	\$3,000.00	(\$1,050.00)	\$1,950.00	\$308.77	\$308.77	\$49.78	\$1,591.45	0.00
24308	1000	52710		Workers Compensation Premium	\$0.00	\$49.00	\$49.00	\$11,487.78	\$11,487.78	\$1,854.00	(\$13,292.78)	0.00
24308	1000	53330		Professional Development	\$309,924.00	\$1,846,169.00	\$2,156,093.00	\$277,501.00	\$277,501.00	\$699,376.63	\$1,179,215.37	0.00
24308	1000	53414		Other Services	\$0.00	\$4,019,406.00	\$4,019,406.00	\$3,719,406.25	\$3,719,406.25	\$380,167.29	(\$80,167.54)	0.00
24308	1000	56113		Software	\$1,156,302.00	(\$156,302.00)	\$1,000,000.00	\$1,199.00	\$1,199.00	\$223,492.20	\$775,308.80	0.00
24308	1000	56118		General Supplies and Materials	\$434,071.00	\$793,406.00	\$1,227,477.00	\$34,899.38	\$34,899.38	\$387,003.35	\$805,574.27	0.00
24308	1000	57311		Vehicles General	\$136,414.00	\$0.00	\$136,414.00	\$0.00	\$0.00	\$0.00	\$136,414.00	0.00
24308	1000	57331		Fixed Assets (more than \$5,000)	\$0.00	\$0.00	\$0.00	\$12,600.25	\$12,600.25	\$2,671,766.35	(\$2,684,366.60)	0.00
24308	1000	57332		Supply Assets (\$5,000 or less)	\$4,834,580.00	(\$1,947,619.00)	\$2,886,961.00	\$69,750.00	\$69,750.00	\$0.00	\$2,817,211.00	0.00
24308	1000			SUBTOTAL Instruction Support Services	\$12,086,828.00	\$676,131.00	\$12,762,959.00	\$4,645,479.68	\$4,645,479.68	\$4,379,998.43	\$3,737,480.89	0.00
		2100		Support Services-Students								
		51100		Salaries Expense								
24308	2100	51100	1218	School/Student Support	\$120,000.00	\$94,160.00	\$214,160.00	\$13,540.12	\$13,540.12	\$67,700.67	\$132,919.21	2.00
24308	2100	51100		SUBTOTAL Salaries Expense	\$120,000.00	\$94,160.00	\$214,160.00	\$13,540.12	\$13,540.12	\$67,700.67	\$132,919.21	2.00
		51300		Additional Compensation								
24308	2100	51300	1215	Registered Nurses	\$40,000.00	\$0.00	\$40,000.00	\$8,592.60	\$8,592.60	\$5,737.50	\$25,669.90	0.00
24308	2100	51300	1216	Health Assistants	\$20,000.00	\$0.00	\$20,000.00	\$217.00	\$217.00	\$0.00	\$19,783.00	0.00
24308	2100	51300	1218	School/Student Support	\$0.00	\$0.00	\$0.00	\$1,092.00	\$1,092.00	\$0.00	(\$1,092.00)	0.00
24308	2100	51300	1311	Diagnosticians	\$100,000.00	(\$41,940.00)	\$58,060.00	\$0.00	\$0.00	\$0.00	\$58,060.00	0.00

State of New Mexico
Public School Operating Budget - Actuals Expenditure Rollup Report
Gadsden 2021-2022 - First Quarter (Jul - Sep) - Expenditure
Submitted

Fund	Func	Obj	Job	Description	Budget	Adjustments	Adjusted Budget	Current Period	YTD	Encumbrance	Budget Balance	FTE
24308	2100	51300	1312	Speech Therapists	\$50,000.00	\$0.00	\$50,000.00	\$422.50	\$422.50	\$3,726.45	\$45,851.05	0.00
24308	2100	51300	1313	Occupational Therapists	\$50,000.00	\$0.00	\$50,000.00	\$0.00	\$0.00	\$0.00	\$50,000.00	0.00
24308	2100	51300	1314	Physical/Recreational Therapists	\$500,000.00	(\$441,500.00)	\$58,500.00	\$0.00	\$0.00	\$0.00	\$58,500.00	0.00
24308	2100	51300		SUBTOTAL Additional Compensation	\$760,000.00	(\$483,440.00)	\$276,560.00	\$10,324.10	\$10,324.10	\$9,463.95	\$256,771.95	0.00
24308	2100	52111		Educational Retirement	\$125,720.00	(\$50,651.00)	\$75,069.00	\$3,528.08	\$3,528.08	\$11,690.39	\$59,850.53	0.00
24308	2100	52112		ERA - Retiree Health	\$17,600.00	(\$1,270.00)	\$16,330.00	\$464.30	\$464.30	\$1,543.37	\$14,322.33	0.00
24308	2100	52210		FICA Payments	\$54,560.00	(\$23,839.00)	\$30,721.00	\$1,428.62	\$1,428.62	\$4,713.33	\$24,579.05	0.00
24308	2100	52220		Medicare Payments	\$12,790.00	(\$5,404.00)	\$7,386.00	\$334.07	\$334.07	\$1,102.30	\$5,949.63	0.00
24308	2100	52311		Health and Medical Premiums	\$12,385.00	\$0.00	\$12,385.00	\$0.00	\$0.00	\$0.00	\$12,385.00	0.00
24308	2100	52312		Life	\$174.00	\$0.00	\$174.00	\$21.04	\$21.04	\$105.20	\$47.76	0.00
24308	2100	52313		Dental	\$614.00	\$0.00	\$614.00	\$34.32	\$34.32	\$171.60	\$408.08	0.00
24308	2100	52314		Vision	\$120.00	\$0.00	\$120.00	\$0.00	\$0.00	\$0.00	\$120.00	0.00
24308	2100	52315		Disability	\$108.00	\$0.00	\$108.00	\$0.00	\$0.00	\$0.00	\$108.00	0.00
24308	2100	52500		Unemployment Compensation	\$700.00	\$0.00	\$700.00	\$18.47	\$18.47	\$57.23	\$624.30	0.00
24308	2100	52710		Workers Compensation Premium	\$2,755.00	\$0.00	\$2,755.00	\$689.57	\$689.57	\$2,130.51	(\$65.08)	0.00
24308	2100	52720		Workers Compensation Employer's Fee	\$10.00	\$0.00	\$10.00	\$6.90	\$6.90	\$13.80	(\$10.70)	0.00
24308	2100	53330		Professional Development	\$4,100,000.00	(\$3,574,588.00)	\$525,412.00	\$0.00	\$0.00	\$0.00	\$525,412.00	0.00
24308	2100	53414		Other Services	\$0.00	\$500,000.00	\$500,000.00	\$0.00	\$0.00	\$0.00	\$500,000.00	0.00
24308	2100	55818		Other Travel - Non-Employees	\$0.00	\$0.00	\$0.00	\$37.10	\$37.10	\$466.90	(\$504.00)	0.00
24308	2100	56118		General Supplies and Materials	\$821,348.00	\$0.00	\$821,348.00	\$0.00	\$0.00	\$17,140.00	\$804,208.00	0.00
24308	2100	57332		Supply Assets (\$5,000 or less)	\$2,500,000.00	(\$2,122,131.00)	\$377,869.00	\$9,376.00	\$9,376.00	\$107,100.00	\$261,393.00	0.00
24308	2100			SUBTOTAL Support Services-Students	\$8,528,884.00	(\$5,667,163.00)	\$2,861,721.00	\$39,802.69	\$39,802.69	\$223,399.25	\$2,598,519.06	2.00
	2200			Support Services-Instruction								
		51300		Additional Compensation								
24308	2200	51300	1217	Secretarial/Clerical/Technical Assistants	\$70,000.00	\$0.00	\$70,000.00	\$1,317.12	\$1,317.12	\$0.00	\$68,682.88	0.00
24308	2200	51300		SUBTOTAL Additional Compensation	\$70,000.00	\$0.00	\$70,000.00	\$1,317.12	\$1,317.12	\$0.00	\$68,682.88	0.00
24308	2200	52111		Educational Retirement	\$9,905.00	\$0.00	\$9,905.00	\$199.54	\$199.54	\$0.00	\$9,705.46	0.00
24308	2200	52112		ERA - Retiree Health	\$1,400.00	\$0.00	\$1,400.00	\$26.34	\$26.34	\$0.00	\$1,373.66	0.00
24308	2200	52210		FICA Payments	\$4,340.00	\$0.00	\$4,340.00	\$81.66	\$81.66	\$0.00	\$4,258.34	0.00
24308	2200	52220		Medicare Payments	\$1,015.00	\$0.00	\$1,015.00	\$19.10	\$19.10	\$0.00	\$995.90	0.00
24308	2200	52500		Unemployment Compensation	\$100.00	\$0.00	\$100.00	\$0.98	\$0.98	\$0.00	\$99.02	0.00
24308	2200	52710		Workers Compensation Premium	\$0.00	\$0.00	\$0.00	\$36.37	\$36.37	\$0.00	(\$36.37)	0.00
24308	2200	55818		Other Travel - Non-Employees	\$0.00	\$0.00	\$0.00	\$0.00	\$0.00	\$4,214.00	(\$4,214.00)	0.00
24308	2200	57332		Supply Assets (\$5,000 or less)	\$0.00	\$746,000.00	\$746,000.00	\$0.00	\$0.00	\$0.00	\$746,000.00	0.00
24308	2200			SUBTOTAL Support Services-Instruction	\$86,760.00	\$746,000.00	\$832,760.00	\$1,681.11	\$1,681.11	\$4,214.00	\$826,864.89	0.00
	2300			Support Services-General Administration								
24308	2300	53713		Indirect Costs - Program Administration	\$0.00	\$770,383.00	\$770,383.00	\$89,016.67	\$89,016.67	\$0.00	\$681,366.33	0.00

State of New Mexico
Public School Operating Budget - Actuals Expenditure Rollup Report
Gadsden 2021-2022 - First Quarter (Jul - Sep) - Expenditure
Submitted

Fund	Func	Obj	Job	Description	Budget	Adjustments	Adjusted Budget	Current Period	YTD	Encumbrance	Budget Balance	FTE
24308	2300			SUBTOTAL Support Services-General Administration	\$0.00	\$770,383.00	\$770,383.00	\$89,016.67	\$89,016.67	\$0.00	\$681,366.33	0.00
	2400			Support Services-School Administration								
		51300		Additional Compensation								
24308	2400	51300	1112	Principals	\$150,400.00	\$0.00	\$150,400.00	\$14,838.95	\$14,838.95	\$0.00	\$135,561.05	0.00
24308	2400	51300		SUBTOTAL Additional Compensation	\$150,400.00	\$0.00	\$150,400.00	\$14,838.95	\$14,838.95	\$0.00	\$135,561.05	0.00
24308	2400	52111		Educational Retirement	\$30,300.00	\$0.00	\$30,300.00	\$2,248.10	\$2,248.10	\$0.00	\$28,051.90	0.00
24308	2400	52112		ERA - Retiree Health	\$4,000.00	\$0.00	\$4,000.00	\$296.78	\$296.78	\$0.00	\$3,703.22	0.00
24308	2400	52210		FICA Payments	\$12,400.00	\$0.00	\$12,400.00	\$906.38	\$906.38	\$0.00	\$11,493.62	0.00
24308	2400	52220		Medicare Payments	\$2,900.00	\$0.00	\$2,900.00	\$211.97	\$211.97	\$0.00	\$2,688.03	0.00
24308	2400	52500		Unemployment Compensation	\$0.00	\$0.00	\$0.00	\$11.02	\$11.02	\$0.00	(\$11.02)	0.00
24308	2400	52710		Workers Compensation Premium	\$0.00	\$0.00	\$0.00	\$409.71	\$409.71	\$0.00	(\$409.71)	0.00
24308	2400			SUBTOTAL Support Services-School Administration	\$200,000.00	\$0.00	\$200,000.00	\$18,922.91	\$18,922.91	\$0.00	\$181,077.09	0.00
	2500			Central Services								
24308	2500	53711		Other Charges	\$50,000.00	\$0.00	\$50,000.00	\$0.00	\$0.00	\$0.00	\$50,000.00	0.00
24308	2500			SUBTOTAL Central Services	\$50,000.00	\$0.00	\$50,000.00	\$0.00	\$0.00	\$0.00	\$50,000.00	0.00
	2600			Operation & Maintenance of Plant								
24308	2600	54312		Maintenance & Repair - Buildings and Grounds	\$7,350,492.00	\$2,015,000.00	\$9,365,492.00	\$1,044,568.09	\$1,044,568.09	\$897,087.00	\$7,423,836.91	0.00
24308	2600	54416		Communication Services	\$1,700,000.00	\$0.00	\$1,700,000.00	\$452,319.42	\$452,319.42	\$1,166,960.58	\$80,720.00	0.00
24308	2600	56118		General Supplies and Materials	\$400,000.00	\$350,000.00	\$750,000.00	\$190,052.12	\$190,052.12	\$143,255.94	\$416,691.94	0.00
24308	2600	57332		Supply Assets (\$5,000 or less)	\$800,000.00	\$1,109,649.00	\$1,909,649.00	\$11,251.19	\$11,251.19	\$427,606.06	\$1,470,791.75	0.00
24308	2600			SUBTOTAL Operation & Maintenance of Plant	\$10,250,492.00	\$3,474,649.00	\$13,725,141.00	\$1,698,190.82	\$1,698,190.82	\$2,634,909.58	\$9,392,040.60	0.00
	2700			Student Transportation								
24308	2700	55112		Transportation Contractors	\$260,000.00	\$0.00	\$260,000.00	\$0.00	\$0.00	\$0.00	\$260,000.00	0.00
24308	2700			SUBTOTAL Student Transportation	\$260,000.00	\$0.00	\$260,000.00	\$0.00	\$0.00	\$0.00	\$260,000.00	0.00
24308	2000			SUBTOTAL Support Services	\$19,376,136.00	(\$676,131.00)	\$18,700,005.00	\$1,847,614.20	\$1,847,614.20	\$2,862,522.83	\$13,989,867.97	2.00
24308	2430			TOTAL CRRSA, ESSER II	\$31,462,964.00	\$0.00	\$31,462,964.00	\$6,493,093.88	\$6,493,093.88	\$7,242,521.26	\$17,727,348.86	2.00
24308	2400			TOTAL Federal Flow-through Grants	\$48,313,270.00	\$0.00	\$48,313,270.00	\$8,962,607.52	\$8,962,607.52	\$17,574,137.44	\$21,776,525.04	183.15
25000				Federal Direct Grants								
25153				Title XIX MEDICAID 3/21 Years Instruction								
	1000											

State of New Mexico
Public School Operating Budget - Actuals Expenditure Rollup Report
Gadsden 2021-2022 - First Quarter (Jul - Sep) - Expenditure
Submitted

Fund	Func	Obj	Job	Description	Budget	Adjustments	Adjusted Budget	Current Period	YTD	Encumbrance	Budget Balance	FTE
25153	1000	55817		Student Travel	\$2,000.00	\$0.00	\$2,000.00	\$0.00	\$0.00	\$0.00	\$2,000.00	0.00
25153	1000			SUBTOTAL Instruction	\$2,000.00	\$0.00	\$2,000.00	\$0.00	\$0.00	\$0.00	\$2,000.00	0.00
	2000			Support Services								
	2100			Support Services-Students								
		51100		Salaries Expense								
25153	2100	51100	1215	Registered Nurses	\$808,218.00	\$0.00	\$808,218.00	\$111,361.05	\$111,361.05	\$414,755.05	\$282,101.90	12.00
25153	2100	51100	1216	Health Assistants	\$40,000.00	\$0.00	\$40,000.00	\$7,173.70	\$7,173.70	\$27,260.00	\$5,566.30	2.00
25153	2100	51100	1218	School/Student Support	\$265,000.00	\$0.00	\$265,000.00	\$33,063.32	\$33,063.32	\$129,500.85	\$102,435.83	5.00
25153	2100	51100		SUBTOTAL Salaries Expense	\$1,113,218.00	\$0.00	\$1,113,218.00	\$151,598.07	\$151,598.07	\$571,515.90	\$390,104.03	19.00
		51300		Additional Compensation								
25153	2100	51300	1215	Registered Nurses	\$2,000.00	\$0.00	\$2,000.00	\$0.00	\$0.00	\$0.00	\$2,000.00	0.00
25153	2100	51300		SUBTOTAL Additional Compensation	\$2,000.00	\$0.00	\$2,000.00	\$0.00	\$0.00	\$0.00	\$2,000.00	0.00
25153	2100	52111		Educational Retirement	\$170,000.00	\$0.00	\$170,000.00	\$22,967.08	\$22,967.08	\$86,229.44	\$60,803.48	0.00
25153	2100	52112		ERA - Retiree Health	\$25,000.00	\$0.00	\$25,000.00	\$3,031.63	\$3,031.63	\$11,382.13	\$10,586.24	0.00
25153	2100	52210		FICA Payments	\$70,000.00	\$0.00	\$70,000.00	\$8,542.78	\$8,542.78	\$31,880.03	\$29,577.19	0.00
25153	2100	52220		Medicare Payments	\$16,500.00	\$0.00	\$16,500.00	\$1,997.85	\$1,997.85	\$7,455.69	\$7,046.46	0.00
25153	2100	52311		Health and Medical Premiums	\$120,000.00	\$0.00	\$120,000.00	\$17,280.22	\$17,280.22	\$67,325.48	\$35,394.30	0.00
25153	2100	52312		Life	\$2,200.00	\$0.00	\$2,200.00	\$194.32	\$194.32	\$713.34	\$1,292.34	0.00
25153	2100	52313		Dental	\$7,000.00	\$0.00	\$7,000.00	\$733.56	\$733.56	\$2,911.25	\$3,355.19	0.00
25153	2100	52314		Vision	\$1,300.00	\$0.00	\$1,300.00	\$167.30	\$167.30	\$638.42	\$494.28	0.00
25153	2100	52315		Disability	\$1,200.00	\$0.00	\$1,200.00	\$276.77	\$276.77	\$933.10	(\$9.87)	0.00
25153	2100	52500		Unemployment Compensation	\$1,000.00	\$0.00	\$1,000.00	\$112.36	\$112.36	\$421.97	\$465.67	0.00
25153	2100	52710		Workers Compensation Premium	\$35,000.00	\$0.00	\$35,000.00	\$4,185.54	\$4,185.54	\$15,714.44	\$15,100.02	0.00
25153	2100	52720		Workers Compensation Employer's Fee	\$350.00	\$0.00	\$350.00	\$34.45	\$34.45	\$97.05	\$218.50	0.00
25153	2100	53414		Other Services	\$2,000.00	\$0.00	\$2,000.00	\$16.18	\$16.18	\$983.82	\$1,000.00	0.00
25153	2100	53711		Other Charges	\$600.00	\$0.00	\$600.00	\$0.00	\$0.00	\$0.00	\$600.00	0.00
25153	2100	54311		Maintenance & Repair - Furniture/Fixtures/Equipment	\$2,000.00	\$0.00	\$2,000.00	\$0.00	\$0.00	\$0.00	\$2,000.00	0.00
25153	2100	55813		Employee Travel - Non-Teachers	\$10,000.00	\$0.00	\$10,000.00	\$67.00	\$67.00	\$2,000.00	\$7,933.00	0.00
25153	2100	56113		Software	\$30,000.00	\$0.00	\$30,000.00	\$28,600.00	\$28,600.00	\$0.00	\$1,400.00	0.00
25153	2100	56118		General Supplies and Materials	\$10,000.00	\$0.00	\$10,000.00	\$107.11	\$107.11	\$408.67	\$9,484.22	0.00
25153	2100			SUBTOTAL Support Services-Students Instruction	\$1,619,368.00	\$0.00	\$1,619,368.00	\$239,912.22	\$239,912.22	\$800,610.73	\$578,845.05	19.00
	2200			Support Services-Instruction								
		51100		Salaries Expense								
25153	2200	51100	1211	Coordinator/Subject Matter Specialist	\$95,000.00	\$0.00	\$95,000.00	\$20,770.20	\$20,770.20	\$62,310.79	\$11,919.01	2.00
25153	2200	51100	1217	Secretarial/Clerical/Technical Assistants	\$40,000.00	\$0.00	\$40,000.00	\$7,685.58	\$7,685.58	\$23,056.82	\$9,257.60	1.00
25153	2200	51100		SUBTOTAL Salaries Expense	\$135,000.00	\$0.00	\$135,000.00	\$28,455.78	\$28,455.78	\$85,367.61	\$21,176.61	3.00
		51200		Overtime Expense								

State of New Mexico
Public School Operating Budget - Actuals Expenditure Rollup Report
Gadsden 2021-2022 - First Quarter (Jul - Sep) - Expenditure
Submitted

Fund	Func	Obj	Job	Description	Budget	Adjustments	Adjusted Budget	Current Period	YTD	Encumbrance	Budget Balance	FTE
25153	2200	51200	1211	Coordinator/Subject Matter Specialist	\$0.00	\$0.00	\$0.00	\$1,265.55	\$1,265.55	\$0.00	(\$1,265.55)	0.00
25153	2200	51200		SUBTOTAL Overtime Expense	\$0.00	\$0.00	\$0.00	\$1,265.55	\$1,265.55	\$0.00	(\$1,265.55)	0.00
		51300		Additional Compensation								
25153	2200	51300	1211	Coordinator/Subject Matter Specialist	\$0.00	\$0.00	\$0.00	\$207.68	\$207.68	\$103.84	(\$311.52)	0.00
25153	2200	51300		SUBTOTAL Additional Compensation	\$0.00	\$0.00	\$0.00	\$207.68	\$207.68	\$103.84	(\$311.52)	0.00
25153	2200	52111		Educational Retirement	\$25,000.00	\$0.00	\$25,000.00	\$4,534.25	\$4,534.25	\$13,037.44	\$7,428.31	0.00
25153	2200	52112		ERA - Retiree Health	\$2,800.00	\$0.00	\$2,800.00	\$598.62	\$598.62	\$1,721.24	\$480.14	0.00
25153	2200	52210		FICA Payments	\$9,000.00	\$0.00	\$9,000.00	\$1,735.42	\$1,735.42	\$4,961.87	\$2,302.71	0.00
25153	2200	52220		Medicare Payments	\$2,000.00	\$0.00	\$2,000.00	\$405.84	\$405.84	\$1,160.37	\$433.79	0.00
25153	2200	52311		Health and Medical Premiums	\$20,000.00	\$0.00	\$20,000.00	\$2,671.18	\$2,671.18	\$8,327.70	\$9,001.12	0.00
25153	2200	52312		Life	\$300.00	\$0.00	\$300.00	\$47.34	\$47.34	\$142.02	\$110.64	0.00
25153	2200	52313		Dental	\$1,000.00	\$0.00	\$1,000.00	\$102.96	\$102.96	\$308.88	\$588.16	0.00
25153	2200	52314		Vision	\$200.00	\$0.00	\$200.00	\$23.02	\$23.02	\$67.68	\$109.30	0.00
25153	2200	52315		Disability	\$200.00	\$0.00	\$200.00	\$0.00	\$0.00	\$0.00	\$200.00	0.00
25153	2200	52500		Unemployment Compensation	\$200.00	\$0.00	\$200.00	\$22.16	\$22.16	\$63.70	\$114.14	0.00
25153	2200	52710		Workers Compensation Premium	\$4,500.00	\$0.00	\$4,500.00	\$826.38	\$826.38	\$2,376.09	\$1,297.53	0.00
25153	2200	52720		Workers Compensation Employer's Fee	\$100.00	\$0.00	\$100.00	\$6.90	\$6.90	\$20.70	\$72.40	0.00
25153	2200	53330		Professional Development	\$70,000.00	\$0.00	\$70,000.00	\$0.00	\$0.00	\$975.00	\$69,025.00	0.00
25153	2200	53414		Other Services	\$100,000.00	\$0.00	\$100,000.00	\$3,429.55	\$3,429.55	\$69,176.26	\$27,394.19	0.00
25153	2200	54311		Maintenance & Repair - Furniture/Fixtures/Equipment	\$5,500.00	\$0.00	\$5,500.00	\$0.00	\$0.00	\$0.00	\$5,500.00	0.00
25153	2200	55813		Employee Travel - Non-Teachers	\$21,500.00	\$0.00	\$21,500.00	\$0.00	\$0.00	\$0.00	\$21,500.00	0.00
25153	2200	56113		Software	\$50,000.00	\$0.00	\$50,000.00	\$0.00	\$0.00	\$27,098.53	\$22,901.47	0.00
25153	2200	56118		General Supplies and Materials	\$4,595,215.00	\$0.00	\$4,595,215.00	\$180.00	\$180.00	\$0.00	\$4,595,035.00	0.00
25153	2200	57331		Fixed Assets (more than \$5,000)	\$50,000.00	\$0.00	\$50,000.00	\$0.00	\$0.00	\$0.00	\$50,000.00	0.00
25153	2200	57332		Supply Assets (\$5,000 or less)	\$30,000.00	\$0.00	\$30,000.00	\$0.00	\$0.00	\$0.00	\$30,000.00	0.00
25153	2200			SUBTOTAL Support Services-Instruction	\$5,122,515.00	\$0.00	\$5,122,515.00	\$44,512.63	\$44,512.63	\$214,908.93	\$4,863,093.44	3.00
		2300		Support Services-General Administration								
25153	2300	53713		Indirect Costs - Program Administration	\$35,000.00	\$0.00	\$35,000.00	\$3,975.77	\$3,975.77	\$0.00	\$31,024.23	0.00
25153	2300			SUBTOTAL Support Services-General Administration	\$35,000.00	\$0.00	\$35,000.00	\$3,975.77	\$3,975.77	\$0.00	\$31,024.23	0.00
		2600		Operation & Maintenance of Plant								
25153	2600	54416		Communication Services	\$10,000.00	\$0.00	\$10,000.00	\$1,601.85	\$1,601.85	\$7,012.50	\$1,385.65	0.00
25153	2600			SUBTOTAL Operation & Maintenance of Plant	\$10,000.00	\$0.00	\$10,000.00	\$1,601.85	\$1,601.85	\$7,012.50	\$1,385.65	0.00
		2700		Student Transportation								
25153	2700	57311		Vehicles General	\$10,500.00	\$0.00	\$10,500.00	\$0.00	\$0.00	\$0.00	\$10,500.00	0.00
25153	2700			SUBTOTAL Student Transportation	\$10,500.00	\$0.00	\$10,500.00	\$0.00	\$0.00	\$0.00	\$10,500.00	0.00

State of New Mexico
Public School Operating Budget - Actuals Expenditure Rollup Report
Gadsden 2021-2022 - First Quarter (Jul - Sep) - Expenditure
Submitted

Fund	Func	Obj	Job	Description	Budget	Adjustments	Adjusted Budget	Current Period	YTD	Encumbrance	Budget Balance	FTE
25153	2000			SUBTOTAL Support Services	\$6,797,383.00	\$0.00	\$6,797,383.00	\$290,002.47	\$290,002.47	\$1,022,532.16	\$5,484,848.37	22.00
25153	3			TOTAL Title XIX MEDICAID 3/21 Years	\$6,799,383.00	\$0.00	\$6,799,383.00	\$290,002.47	\$290,002.47	\$1,022,532.16	\$5,486,848.37	22.00
25000				TOTAL Federal Direct Grants	\$6,799,383.00	\$0.00	\$6,799,383.00	\$290,002.47	\$290,002.47	\$1,022,532.16	\$5,486,848.37	22.00
26000				Local Grants								
26204				Spaceport GRT Grant - Dona Ana County Instruction								
	1000			51100 Salaries Expense								
26204	1000	51100	1411	Teachers-Grades 1-12	\$265,500.00	\$0.00	\$265,500.00	\$0.00	\$0.00	\$0.00	\$265,500.00	0.00
26204	1000	51100		SUBTOTAL Salaries Expense	\$265,500.00	\$0.00	\$265,500.00	\$0.00	\$0.00	\$0.00	\$265,500.00	0.00
				51300 Additional Compensation								
26204	1000	51300	1411	Teachers-Grades 1-12	\$285,000.00	\$0.00	\$285,000.00	\$9,812.34	\$9,812.34	\$60,962.32	\$214,225.34	0.00
26204	1000	51300		SUBTOTAL Additional Compensation	\$285,000.00	\$0.00	\$285,000.00	\$9,812.34	\$9,812.34	\$60,962.32	\$214,225.34	0.00
26204	1000	52111		Educational Retirement	\$50,600.00	\$0.00	\$50,600.00	\$1,486.77	\$1,486.77	\$9,237.53	\$39,875.70	0.00
26204	1000	52112		ERA - Retiree Health	\$7,010.00	\$0.00	\$7,010.00	\$196.62	\$196.62	\$1,222.94	\$5,590.44	0.00
26204	1000	52210		FICA Payments	\$22,421.00	\$0.00	\$22,421.00	\$579.92	\$579.92	\$3,577.23	\$18,263.85	0.00
26204	1000	52220		Medicare Payments	\$5,082.00	\$0.00	\$5,082.00	\$135.52	\$135.52	\$835.77	\$4,110.71	0.00
26204	1000	52311		Health and Medical Premiums	\$0.00	\$0.00	\$0.00	\$445.58	\$445.58	\$4,283.97	(\$4,729.55)	0.00
26204	1000	52312		Life	\$0.00	\$0.00	\$0.00	\$9.58	\$9.58	\$91.53	(\$101.11)	0.00
26204	1000	52313		Dental	\$0.00	\$0.00	\$0.00	\$11.56	\$11.56	\$271.40	(\$282.96)	0.00
26204	1000	52314		Vision	\$0.00	\$0.00	\$0.00	\$2.66	\$2.66	\$32.14	(\$34.80)	0.00
26204	1000	52315		Disability	\$0.00	\$0.00	\$0.00	\$18.08	\$18.08	\$58.79	(\$76.87)	0.00
26204	1000	52500		Unemployment Compensation	\$0.00	\$0.00	\$0.00	\$7.07	\$7.07	\$43.44	(\$50.51)	0.00
26204	1000	52710		Workers Compensation Premium	\$0.00	\$0.00	\$0.00	\$271.04	\$271.04	\$1,684.56	(\$1,955.60)	0.00
26204	1000	52720		Workers Compensation Employer's Fee	\$0.00	\$0.00	\$0.00	\$3.15	\$3.15	\$11.49	(\$14.64)	0.00
26204	1000	53330		Professional Development	\$357,415.00	\$0.00	\$357,415.00	\$0.00	\$0.00	\$0.00	\$357,415.00	0.00
26204	1000	53414		Other Services	\$277,408.00	\$0.00	\$277,408.00	\$13,864.77	\$13,864.77	\$33,816.28	\$229,726.95	0.00
26204	1000	53711		Other Charges	\$110,000.00	\$0.00	\$110,000.00	\$0.00	\$0.00	\$0.00	\$110,000.00	0.00
26204	1000	55817		Student Travel	\$215,000.00	\$0.00	\$215,000.00	\$0.00	\$0.00	\$0.00	\$215,000.00	0.00
26204	1000	55915		Other Contract Services	\$30,000.00	\$0.00	\$30,000.00	\$0.00	\$0.00	\$0.00	\$30,000.00	0.00
26204	1000	56112		Other Textbooks	\$0.00	\$0.00	\$0.00	\$10,800.00	\$10,800.00	\$0.00	(\$10,800.00)	0.00
26204	1000	56113		Software	\$300,000.00	\$0.00	\$300,000.00	\$0.00	\$0.00	\$0.00	\$300,000.00	0.00
26204	1000	56118		General Supplies and Materials	\$205,000.00	\$0.00	\$205,000.00	\$0.00	\$0.00	\$0.00	\$205,000.00	0.00
26204	1000	57331		Fixed Assets (more than \$5,000)	\$120,158.00	\$0.00	\$120,158.00	\$0.00	\$0.00	\$0.00	\$120,158.00	0.00
26204	1000	57332		Supply Assets (\$5,000 or less)	\$187,445.00	\$0.00	\$187,445.00	\$0.00	\$0.00	\$0.00	\$187,445.00	0.00
26204	1000			SUBTOTAL Instruction	\$2,438,039.00	\$0.00	\$2,438,039.00	\$37,644.66	\$37,644.66	\$116,129.39	\$2,284,264.95	0.00

State of New Mexico
Public School Operating Budget - Actuals Expenditure Rollup Report
Gadsden 2021-2022 - First Quarter (Jul - Sep) - Expenditure
Submitted

Fund	Func	Obj	Job	Description	Budget	Adjustments	Adjusted Budget	Current Period	YTD	Encumbrance	Budget Balance	FTE
	2000			Support Services								
	2200			Support Services-Instruction								
		51100		Salaries Expense								
26204	2200	51100	1211	Coordinator/Subject Matter Specialist	\$155,000.00	\$0.00	\$155,000.00	\$32,505.28	\$32,505.28	\$108,721.32	\$13,773.40	1.65
26204	2200	51100		SUBTOTAL Salaries Expense	\$155,000.00	\$0.00	\$155,000.00	\$32,505.28	\$32,505.28	\$108,721.32	\$13,773.40	1.65
26204	2200	52111		Educational Retirement	\$21,933.00	\$0.00	\$21,933.00	\$4,924.58	\$4,924.58	\$16,471.38	\$537.04	0.00
26204	2200	52112		ERA - Retiree Health	\$3,100.00	\$0.00	\$3,100.00	\$650.11	\$650.11	\$2,174.45	\$275.44	0.00
26204	2200	52210		FICA Payments	\$9,610.00	\$0.00	\$9,610.00	\$1,915.79	\$1,915.79	\$6,370.71	\$1,323.50	0.00
26204	2200	52220		Medicare Payments	\$2,248.00	\$0.00	\$2,248.00	\$448.05	\$448.05	\$1,489.97	\$309.98	0.00
26204	2200	52311		Health and Medical Premiums	\$17,464.00	\$0.00	\$17,464.00	\$2,236.87	\$2,236.87	\$8,335.80	\$6,891.33	0.00
26204	2200	52312		Life	\$231.00	\$0.00	\$231.00	\$26.30	\$26.30	\$97.31	\$107.39	0.00
26204	2200	52313		Dental	\$938.00	\$0.00	\$938.00	\$81.65	\$81.65	\$293.94	\$562.41	0.00
26204	2200	52314		Vision	\$155.00	\$0.00	\$155.00	\$15.75	\$15.75	\$56.70	\$82.55	0.00
26204	2200	52315		Disability	\$138.00	\$0.00	\$138.00	\$48.05	\$48.05	\$172.98	(\$83.03)	0.00
26204	2200	52500		Unemployment Compensation	\$133.00	\$0.00	\$133.00	\$24.14	\$24.14	\$80.74	\$28.12	0.00
26204	2200	52710		Workers Compensation Premium	\$3,322.00	\$0.00	\$3,322.00	\$897.47	\$897.47	\$3,001.80	(\$577.27)	0.00
26204	2200	52720		Workers Compensation Employer's Fee	\$20.00	\$0.00	\$20.00	\$4.60	\$4.60	\$13.80	\$1.60	0.00
26204	2200	53330		Professional Development	\$25,000.00	\$0.00	\$25,000.00	\$0.00	\$0.00	\$0.00	\$25,000.00	0.00
26204	2200			SUBTOTAL Support Services-Instruction	\$239,292.00	\$0.00	\$239,292.00	\$43,778.64	\$43,778.64	\$147,280.90	\$48,232.46	1.65
	2300			Support Services-General Administration								
26204	2300	53713		Indirect Costs - Program Administration	\$292,556.00	\$0.00	\$292,556.00	\$1,131.78	\$1,131.78	\$0.00	\$291,424.22	0.00
26204	2300			SUBTOTAL Support Services-General Administration	\$292,556.00	\$0.00	\$292,556.00	\$1,131.78	\$1,131.78	\$0.00	\$291,424.22	0.00
	2600			Operation & Maintenance of Plant								
26204	2600	54416		Communication Services	\$25,000.00	\$0.00	\$25,000.00	\$0.00	\$0.00	\$0.00	\$25,000.00	0.00
26204	2600			SUBTOTAL Operation & Maintenance of Plant	\$25,000.00	\$0.00	\$25,000.00	\$0.00	\$0.00	\$0.00	\$25,000.00	0.00
26204	2000			SUBTOTAL Support Services	\$556,848.00	\$0.00	\$556,848.00	\$44,910.42	\$44,910.42	\$147,280.90	\$364,656.68	1.65
26204	2000			TOTAL Spaceport GRT Grant - Dona Ana County	\$2,994,887.00	\$0.00	\$2,994,887.00	\$82,555.08	\$82,555.08	\$263,410.29	\$2,648,921.63	1.65
2600	0			TOTAL Local Grants	\$2,994,887.00	\$0.00	\$2,994,887.00	\$82,555.08	\$82,555.08	\$263,410.29	\$2,648,921.63	1.65
27107	2000			27107 GOB Library Support Services								

State of New Mexico
Public School Operating Budget - Actuals Expenditure Rollup Report
Gadsden 2021-2022 - First Quarter (Jul - Sep) - Expenditure
Submitted

Fund	Func	Obj	Job	Description	Budget	Adjustments	Adjusted Budget	Current Period	YTD	Encumbrance	Budget Balance	FTE
	2200			Support Services-Instruction								
27107	2200	56114		Library And Audio-Visual	\$99,370.00	\$0.00	\$99,370.00	\$0.00	\$0.00	\$0.00	\$99,370.00	0.00
27107	2200			SUBTOTAL Support Services-Instruction	\$99,370.00	\$0.00	\$99,370.00	\$0.00	\$0.00	\$0.00	\$99,370.00	0.00
27107	2000			SUBTOTAL Support Services	\$99,370.00	\$0.00	\$99,370.00	\$0.00	\$0.00	\$0.00	\$99,370.00	0.00
2710				TOTAL 27107	\$99,370.00	\$0.00	\$99,370.00	\$0.00	\$0.00	\$0.00	\$99,370.00	0.00
7				GOB Library								
27109				Instructional Materials - Special Appropriations								
	1000			Instruction								
27109	1000	56107		Instructional Materials Credit - 50% Textbooks	\$57,627.00	\$0.00	\$57,627.00	\$29,173.19	\$29,173.19	\$0.00	\$28,453.81	0.00
27109	1000	56111		Instructional Materials Cash - 50% Textbooks	\$57,626.00	\$0.00	\$57,626.00	\$0.00	\$0.00	\$0.00	\$57,626.00	0.00
27109	1000			SUBTOTAL Instruction	\$115,253.00	\$0.00	\$115,253.00	\$29,173.19	\$29,173.19	\$0.00	\$86,079.81	0.00
2710				TOTAL Instructional Materials - Special Appropriations	\$115,253.00	\$0.00	\$115,253.00	\$29,173.19	\$29,173.19	\$0.00	\$86,079.81	0.00
9				PreK Initiative								
27149				Instruction								
	1000			Salaries Expense								
27149	1000	51100	1411	Teachers-Grades 1-12	\$0.00	\$0.00	\$0.00	\$26,480.22	\$26,480.22	\$79,440.63	(\$105,920.85)	1.50
27149	1000	51100	1414	Teachers-Preschool (exclude Special Ed)	\$1,285,000.00	\$0.00	\$1,285,000.00	\$192,461.62	\$192,461.62	\$734,392.41	\$358,145.97	18.00
27149	1000	51100	1611	Substitutes-Sick Leave	\$0.00	\$0.00	\$0.00	\$5,630.10	\$5,630.10	\$1,584.45	(\$7,214.55)	0.00
27149	1000	51100	1612	Substitutes-Other Leave	\$250,000.00	\$0.00	\$250,000.00	\$1,762.78	\$1,762.78	\$161.00	\$248,076.22	0.00
27149	1000	51100	1714	Instructional Assistants Preschool	\$535,872.00	\$0.00	\$535,872.00	\$82,476.33	\$82,476.33	\$331,127.29	\$122,268.38	15.50
27149	1000	51100		SUBTOTAL Salaries Expense	\$2,070,872.00	\$0.00	\$2,070,872.00	\$308,811.05	\$308,811.05	\$1,146,705.78	\$615,355.17	35.00
27149	1000	52111		Educational Retirement	\$200,000.00	\$0.00	\$200,000.00	\$46,032.12	\$46,032.12	\$173,698.41	(\$19,730.53)	0.00
27149	1000	52112		ERA - Retiree Health	\$28,000.00	\$0.00	\$28,000.00	\$6,076.81	\$6,076.81	\$22,930.19	(\$1,007.00)	0.00
27149	1000	52210		FICA Payments	\$86,000.00	\$0.00	\$86,000.00	\$17,822.13	\$17,822.13	\$65,704.11	\$2,473.76	0.00
27149	1000	52220		Medicare Payments	\$20,200.00	\$0.00	\$20,200.00	\$4,168.01	\$4,168.01	\$15,365.99	\$666.00	0.00
27149	1000	52311		Health and Medical Premiums	\$157,000.00	\$0.00	\$157,000.00	\$33,902.92	\$33,902.92	\$129,204.15	(\$6,107.07)	0.00
27149	1000	52312		Life	\$2,100.00	\$0.00	\$2,100.00	\$544.44	\$544.44	\$2,073.85	(\$518.29)	0.00
27149	1000	52313		Dental	\$8,411.00	\$0.00	\$8,411.00	\$1,659.03	\$1,659.03	\$6,079.20	\$672.77	0.00
27149	1000	52314		Vision	\$1,400.00	\$0.00	\$1,400.00	\$256.69	\$256.69	\$935.50	\$207.81	0.00
27149	1000	52315		Disability	\$1,300.00	\$0.00	\$1,300.00	\$412.54	\$412.54	\$1,519.44	(\$631.98)	0.00
27149	1000	52500		Unemployment Compensation	\$1,300.00	\$0.00	\$1,300.00	\$230.40	\$230.40	\$852.27	\$217.33	0.00
27149	1000	52710		Workers Compensation Premium	\$20,000.00	\$0.00	\$20,000.00	\$8,568.33	\$8,568.33	\$31,696.35	(\$20,264.68)	0.00
27149	1000	52720		Workers Compensation Employer's Fee	\$600.00	\$0.00	\$600.00	\$117.30	\$117.30	\$286.35	\$196.35	0.00

State of New Mexico
Public School Operating Budget - Actuals Expenditure Rollup Report
Gadsden 2021-2022 - First Quarter (Jul - Sep) - Expenditure
Submitted

Fund	Func	Obj	Job	Description	Budget	Adjustments	Adjusted Budget	Current Period	YTD	Encumbrance	Budget Balance	FTE
27149	1000	53330		Professional Development	\$30,000.00	\$0.00	\$30,000.00	\$0.00	\$0.00	\$1,649.72	\$28,350.28	0.00
27149	1000	53414		Other Services	\$5,000.00	\$0.00	\$5,000.00	\$0.00	\$0.00	\$0.00	\$5,000.00	0.00
27149	1000	54311		Maintenance & Repair - Furniture/Fixtures/Equipment	\$0.00	\$0.00	\$0.00	\$0.00	\$0.00	\$255.00	(\$255.00)	0.00
27149	1000	55817		Student Travel	\$10,000.00	\$0.00	\$10,000.00	\$0.00	\$0.00	\$3,886.00	\$6,114.00	0.00
27149	1000	55819		Employee Travel - Teachers	\$13,000.00	\$0.00	\$13,000.00	\$36.20	\$36.20	\$10,988.80	\$1,975.00	0.00
27149	1000	56113		Software	\$0.00	\$0.00	\$0.00	\$3,025.00	\$3,025.00	\$0.00	(\$3,025.00)	0.00
27149	1000	56118		General Supplies and Materials	\$209,149.00	\$0.00	\$209,149.00	\$244.06	\$244.06	\$16,793.48	\$192,111.46	0.00
27149	1000	57332		Supply Assets (\$5,000 or less)	\$48,000.00	\$0.00	\$48,000.00	\$4,100.20	\$4,100.20	\$14,827.32	\$29,072.48	0.00
27149	1000			SUBTOTAL Instruction	\$2,912,332.00	\$0.00	\$2,912,332.00	\$436,007.23	\$436,007.23	\$1,645,451.91	\$830,872.86	35.00
	2000			Support Services								
	2200			Support Services-Instruction								
		51100		Salaries Expense								
27149	2200	51100	1211	Coordinator/Subject Matter Specialist	\$159,500.00	\$0.00	\$159,500.00	\$45,291.33	\$45,291.33	\$116,522.53	(\$2,313.86)	2.00
27149	2200	51100	1217	Secretarial/Clerical/Technical Assistants	\$22,568.00	\$0.00	\$22,568.00	\$3,854.40	\$3,854.40	\$14,646.72	\$4,066.88	1.00
27149	2200	51100		SUBTOTAL Salaries Expense	\$182,068.00	\$0.00	\$182,068.00	\$49,145.73	\$49,145.73	\$131,169.25	\$1,753.02	3.00
27149	2200	52111		Educational Retirement	\$26,000.00	\$0.00	\$26,000.00	\$6,468.33	\$6,468.33	\$19,872.16	(\$340.49)	0.00
27149	2200	52112		ERA - Retiree Health	\$3,600.00	\$0.00	\$3,600.00	\$853.92	\$853.92	\$2,623.44	\$122.64	0.00
27149	2200	52210		FICA Payments	\$11,000.00	\$0.00	\$11,000.00	\$2,802.51	\$2,802.51	\$7,335.84	\$861.65	0.00
27149	2200	52220		Medicare Payments	\$2,600.00	\$0.00	\$2,600.00	\$655.43	\$655.43	\$1,715.74	\$228.83	0.00
27149	2200	52311		Health and Medical Premiums	\$23,000.00	\$0.00	\$23,000.00	\$5,967.48	\$5,967.48	\$19,360.43	(\$2,327.91)	0.00
27149	2200	52312		Life	\$250.00	\$0.00	\$250.00	\$44.71	\$44.71	\$144.65	\$60.64	0.00
27149	2200	52313		Dental	\$1,100.00	\$0.00	\$1,100.00	\$276.99	\$276.99	\$851.01	(\$28.00)	0.00
27149	2200	52314		Vision	\$180.00	\$0.00	\$180.00	\$36.39	\$36.39	\$117.93	\$25.68	0.00
27149	2200	52315		Disability	\$150.00	\$0.00	\$150.00	\$14.45	\$14.45	\$54.91	\$80.64	0.00
27149	2200	52500		Unemployment Compensation	\$150.00	\$0.00	\$150.00	\$36.44	\$36.44	\$97.23	\$16.33	0.00
27149	2200	52710		Workers Compensation Premium	\$3,100.00	\$0.00	\$3,100.00	\$1,356.88	\$1,356.88	\$3,621.46	(\$1,878.34)	0.00
27149	2200	52720		Workers Compensation Employer's Fee	\$200.00	\$0.00	\$200.00	\$6.90	\$6.90	\$20.70	\$172.40	0.00
27149	2200	53330		Professional Development	\$30,000.00	\$0.00	\$30,000.00	\$0.00	\$0.00	\$0.00	\$30,000.00	0.00
27149	2200	54311		Maintenance & Repair - Furniture/Fixtures/Equipment	\$10,000.00	\$0.00	\$10,000.00	\$0.00	\$0.00	\$1,000.00	\$9,000.00	0.00
27149	2200	56118		General Supplies and Materials	\$2,200.00	\$0.00	\$2,200.00	\$0.00	\$0.00	\$0.00	\$2,200.00	0.00
27149	2200	57332		Supply Assets (\$5,000 or less)	\$3,000.00	\$0.00	\$3,000.00	\$0.00	\$0.00	\$0.00	\$3,000.00	0.00
27149	2200			SUBTOTAL Support Services-Instruction	\$298,598.00	\$0.00	\$298,598.00	\$67,666.16	\$67,666.16	\$187,984.75	\$42,947.09	3.00
	2300			Support Services-General Administration								
27149	2300	53713		Indirect Costs - Program Administration	\$29,070.00	\$0.00	\$29,070.00	\$5,859.32	\$5,859.32	\$0.00	\$23,210.68	0.00
27149	2300			SUBTOTAL Support Services-General Administration	\$29,070.00	\$0.00	\$29,070.00	\$5,859.32	\$5,859.32	\$0.00	\$23,210.68	0.00
	2700			Student Transportation								

State of New Mexico
Public School Operating Budget - Actuals Expenditure Rollup Report
Gadsden 2021-2022 - First Quarter (Jul - Sep) - Expenditure
Submitted

Fund	Func	Obj	Job	Description	Budget	Adjustments	Adjusted Budget	Current Period	YTD	Encumbrance	Budget Balance	FTE
27149	2700	55112		Transportation Contractors	\$160,000.00	\$0.00	\$160,000.00	\$82,258.71	\$82,258.71	\$77,741.29	\$0.00	0.00
27149	2700			SUBTOTAL Student Transportation	\$160,000.00	\$0.00	\$160,000.00	\$82,258.71	\$82,258.71	\$77,741.29	\$0.00	0.00
27149	2000			SUBTOTAL Support Services	\$487,668.00	\$0.00	\$487,668.00	\$155,784.19	\$155,784.19	\$265,726.04	\$66,157.77	3.00
2714	9			TOTAL PreK Initiative	\$3,400,000.00	\$0.00	\$3,400,000.00	\$591,791.42	\$591,791.42	\$1,911,177.95	\$897,030.63	38.00
27183	3000			NM Grown FVV Operation of Non-Instructional Services								
	3100			Food Services Operations								
27183	3100	56116		Food	\$13,000.00	\$0.00	\$13,000.00	\$7,574.55	\$7,574.55	\$0.00	\$5,425.45	0.00
27183	3100			SUBTOTAL Food Services Operations	\$13,000.00	\$0.00	\$13,000.00	\$7,574.55	\$7,574.55	\$0.00	\$5,425.45	0.00
27183	3000			SUBTOTAL Operation of Non-Instructional Services	\$13,000.00	\$0.00	\$13,000.00	\$7,574.55	\$7,574.55	\$0.00	\$5,425.45	0.00
2718	3			TOTAL NM Grown FVV Career Technical Education Program (Pilot) Instruction	\$13,000.00	\$0.00	\$13,000.00	\$7,574.55	\$7,574.55	\$0.00	\$5,425.45	0.00
	1000			Other Services								
27502	1000	53414		Other Services	\$12,000.00	\$0.00	\$12,000.00	\$0.00	\$0.00	\$0.00	\$12,000.00	0.00
27502	1000	56113		Software	\$0.00	\$0.00	\$0.00	\$6,000.00	\$6,000.00	\$0.00	(\$6,000.00)	0.00
27502	1000	56118		General Supplies and Materials	\$49,755.00	\$0.00	\$49,755.00	\$0.00	\$0.00	\$0.00	\$49,755.00	0.00
27502	1000			SUBTOTAL Instruction	\$61,755.00	\$0.00	\$61,755.00	\$6,000.00	\$6,000.00	\$0.00	\$55,755.00	0.00
2750	2			TOTAL Career Technical Education Program (Pilot)	\$61,755.00	\$0.00	\$61,755.00	\$6,000.00	\$6,000.00	\$0.00	\$55,755.00	0.00
2700	0			TOTAL State Flow-through Grants	\$3,689,378.00	\$0.00	\$3,689,378.00	\$634,539.16	\$634,539.16	\$1,911,177.95	\$1,143,660.89	38.00
28000				State Direct Grants								
28120				NM Highway Dept (Road) Capital Outlay								
	4000			Land Improvements								
28120	4000	57112		Land Improvements	\$78,346.00	\$0.00	\$78,346.00	\$0.00	\$0.00	\$0.00	\$78,346.00	0.00
28120	4000			SUBTOTAL Capital Outlay	\$78,346.00	\$0.00	\$78,346.00	\$0.00	\$0.00	\$0.00	\$78,346.00	0.00

State of New Mexico
Public School Operating Budget - Actuals Expenditure Rollup Report
Gadsden 2021-2022 - First Quarter (Jul - Sep) - Expenditure
Submitted

Fund	Func	Obj	Job	Description	Budget	Adjustments	Adjusted Budget	Current Period	YTD	Encumbrance	Budget Balance	FTE
2812				TOTAL NM	\$78,346.00	\$0.00	\$78,346.00	\$0.00	\$0.00	\$0.00	\$78,346.00	0.00
0				Highway Dept								
				(Road)								
2800				TOTAL State Direct	\$78,346.00	\$0.00	\$78,346.00	\$0.00	\$0.00	\$0.00	\$78,346.00	0.00
0				Grants								
29000				Combined State/Local								
				Grants								
29135				Bonds/TIF (Tax								
				Increment Financing)								
				Payments In Lieu of								
				Taxes								
	1000			Instruction								
29135	1000	53330		Professional Development	\$54,000.00	\$0.00	\$54,000.00	\$0.00	\$0.00	\$0.00	\$54,000.00	0.00
29135	1000	53414		Other Services	\$307,032.00	\$0.00	\$307,032.00	\$0.00	\$0.00	\$0.00	\$307,032.00	0.00
29135	1000	55813		Employee Travel - Non-Teachers	\$56,000.00	\$0.00	\$56,000.00	\$0.00	\$0.00	\$0.00	\$56,000.00	0.00
29135	1000	55817		Student Travel	\$55,800.00	\$0.00	\$55,800.00	\$0.00	\$0.00	\$0.00	\$55,800.00	0.00
29135	1000	55819		Employee Travel - Teachers	\$55,900.00	\$0.00	\$55,900.00	\$0.00	\$0.00	\$0.00	\$55,900.00	0.00
29135	1000	55915		Other Contract Services	\$86,415.00	\$0.00	\$86,415.00	\$0.00	\$0.00	\$0.00	\$86,415.00	0.00
29135	1000	56118		General Supplies and Materials	\$199,529.00	\$0.00	\$199,529.00	\$0.00	\$0.00	\$0.00	\$199,529.00	0.00
29135	1000	57332		Supply Assets (\$5,000 or less)	\$57,500.00	\$0.00	\$57,500.00	\$0.00	\$0.00	\$0.00	\$57,500.00	0.00
29135 1000				SUBTOTAL	\$872,176.00	\$0.00	\$872,176.00	\$0.00	\$0.00	\$0.00	\$872,176.00	0.00
				Instruction								
2913				TOTAL Bonds/TIF	\$872,176.00	\$0.00	\$872,176.00	\$0.00	\$0.00	\$0.00	\$872,176.00	0.00
5				(Tax Increment								
				Financing)								
				Payments In Lieu								
				of Taxes								
2900				TOTAL Combined	\$872,176.00	\$0.00	\$872,176.00	\$0.00	\$0.00	\$0.00	\$872,176.00	0.00
0				State/Local Grants								
31100				Bond Building								
	4000			Capital Outlay								
31100	4000	53414		Other Services	\$708,408.00	\$0.00	\$708,408.00	\$4,141.04	\$4,141.04	\$97,626.12	\$606,640.84	0.00
31100	4000	54500		Construction Services	\$29,148,323.00	\$0.00	\$29,148,323.00	\$266,305.94	\$266,305.94	\$1,316,920.12	\$27,565,096.94	0.00
31100	4000	57112		Land Improvements	\$1,020,944.00	\$0.00	\$1,020,944.00	\$156,570.99	\$156,570.99	\$52,477.05	\$811,895.96	0.00
31100	4000	57331		Fixed Assets (more than \$5,000)	\$236,684.00	\$0.00	\$236,684.00	\$0.00	\$0.00	\$0.00	\$236,684.00	0.00
31100	4000	57332		Supply Assets (\$5,000 or less)	\$2,132,196.00	\$0.00	\$2,132,196.00	\$0.00	\$0.00	\$0.00	\$2,132,196.00	0.00
31100 4000				SUBTOTAL Capital	\$33,246,555.00	\$0.00	\$33,246,555.00	\$427,017.97	\$427,017.97	\$1,467,023.29	\$31,352,513.74	0.00
				Outlay								
3110				TOTAL Bond	\$33,246,555.00	\$0.00	\$33,246,555.00	\$427,017.97	\$427,017.97	\$1,467,023.29	\$31,352,513.74	0.00
0				Building								
31400				Special Capital								
				Outlay-State								

State of New Mexico
Public School Operating Budget - Actuals Expenditure Rollup Report
Gadsden 2021-2022 - First Quarter (Jul - Sep) - Expenditure
Submitted

Fund	Func	Obj	Job	Description	Budget	Adjustments	Adjusted Budget	Current Period	YTD	Encumbrance	Budget Balance	FTE
	4000			Capital Outlay								
31400	4000	57331		Fixed Assets (more than \$5,000)	\$25,000.00	\$0.00	\$25,000.00	\$0.00	\$0.00	\$0.00	\$25,000.00	0.00
31400	4000	57332		Supply Assets (\$5,000 or less)	\$25,000.00	\$0.00	\$25,000.00	\$0.00	\$0.00	\$0.00	\$25,000.00	0.00
31400	4000			SUBTOTAL Capital Outlay	\$50,000.00	\$0.00	\$50,000.00	\$0.00	\$0.00	\$0.00	\$50,000.00	0.00
31400				TOTAL Special Capital Outlay-State	\$50,000.00	\$0.00	\$50,000.00	\$0.00	\$0.00	\$0.00	\$50,000.00	0.00
31701				Capital Improvements SB-9 Local								
	2000			Support Services								
	2300			Support Services-General Administration								
31701	2300	53712		County Tax Collection Costs	\$30,000.00	\$0.00	\$30,000.00	\$1,044.48	\$1,044.48	\$0.00	\$28,955.52	0.00
31701	2300			SUBTOTAL Support Services-General Administration	\$30,000.00	\$0.00	\$30,000.00	\$1,044.48	\$1,044.48	\$0.00	\$28,955.52	0.00
31701	2000			SUBTOTAL Support Services	\$30,000.00	\$0.00	\$30,000.00	\$1,044.48	\$1,044.48	\$0.00	\$28,955.52	0.00
	4000			Capital Outlay								
31701	4000	54315		Maintenance & Repair - Bldgs/Grnds/Equipment (SB-9)	\$2,784,000.00	\$0.00	\$2,784,000.00	\$221,220.59	\$221,220.59	\$751,772.35	\$1,811,007.06	0.00
31701	4000	54500		Construction Services	\$42,000.00	\$0.00	\$42,000.00	\$0.00	\$0.00	\$0.00	\$42,000.00	0.00
31701	4000	54640		Rental - Lease To Purchase	\$0.00	\$0.00	\$0.00	\$1,215.51	\$1,215.51	\$0.00	(\$1,215.51)	0.00
31701	4000	56118		General Supplies and Materials	\$535,050.00	\$0.00	\$535,050.00	\$45,966.53	\$45,966.53	\$133,684.99	\$355,398.48	0.00
31701	4000	57311		Vehicles General	\$10,000.00	\$0.00	\$10,000.00	\$0.00	\$0.00	\$0.00	\$10,000.00	0.00
31701	4000	57331		Fixed Assets (more than \$5,000)	\$204,300.00	\$0.00	\$204,300.00	\$0.00	\$0.00	\$6,998.00	\$197,302.00	0.00
31701	4000	57332		Supply Assets (\$5,000 or less)	\$819,000.00	\$0.00	\$819,000.00	\$28,008.69	\$28,008.69	\$46,516.11	\$744,475.20	0.00
31701	4000			SUBTOTAL Capital Outlay	\$4,394,350.00	\$0.00	\$4,394,350.00	\$296,411.32	\$296,411.32	\$938,971.45	\$3,158,967.23	0.00
31701				TOTAL Capital Improvements SB-9 Local	\$4,424,350.00	\$0.00	\$4,424,350.00	\$297,455.80	\$297,455.80	\$938,971.45	\$3,187,922.75	0.00
31703				SB-9 State Match Cash								
	4000			Capital Outlay								
31703	4000	54315		Maintenance & Repair - Bldgs/Grnds/Equipment (SB-9)	\$1,205,000.00	\$0.00	\$1,205,000.00	\$251,674.35	\$251,674.35	\$0.00	\$953,325.65	0.00
31703	4000	54500		Construction Services	\$60,000.00	\$0.00	\$60,000.00	\$0.00	\$0.00	\$0.00	\$60,000.00	0.00
31703	4000	56118		General Supplies and Materials	\$300,000.00	\$0.00	\$300,000.00	\$25,203.80	\$25,203.80	\$0.00	\$274,796.20	0.00
31703	4000	57112		Land Improvements	\$50,000.00	\$0.00	\$50,000.00	\$0.00	\$0.00	\$0.00	\$50,000.00	0.00
31703	4000	57311		Vehicles General	\$50,000.00	\$0.00	\$50,000.00	\$0.00	\$0.00	\$0.00	\$50,000.00	0.00
31703	4000	57331		Fixed Assets (more than \$5,000)	\$440,000.00	\$0.00	\$440,000.00	\$52,963.61	\$52,963.61	\$10,695.00	\$376,341.39	0.00
31703	4000	57332		Supply Assets (\$5,000 or less)	\$1,782,108.00	\$0.00	\$1,782,108.00	\$54,002.29	\$54,002.29	\$374,042.55	\$1,354,063.16	0.00

State of New Mexico
Public School Operating Budget - Actuals Expenditure Rollup Report
Gadsden 2021-2022 - First Quarter (Jul - Sep) - Expenditure
Submitted

Fund	Func	Obj	Job	Description	Budget	Adjustments	Adjusted Budget	Current Period	YTD	Encumbrance	Budget Balance	FTE
31703	4000			SUBTOTAL Capital Outlay	\$3,887,108.00	\$0.00	\$3,887,108.00	\$383,844.05	\$383,844.05	\$384,737.55	\$3,118,526.40	0.00
31703	3			TOTAL SB-9 State Match Cash	\$3,887,108.00	\$0.00	\$3,887,108.00	\$383,844.05	\$383,844.05	\$384,737.55	\$3,118,526.40	0.00
31900	4000			Ed. Technology Equipment Act Capital Outlay								
31900	4000	53414		Other Services	\$507,577.00	\$0.00	\$507,577.00	\$110,171.62	\$110,171.62	\$106,752.71	\$290,652.67	0.00
31900	4000	54315		Maintenance & Repair - Bldgs/Grnds/Equipment (SB-9)	\$395,000.00	\$0.00	\$395,000.00	\$3,845.26	\$3,845.26	\$26,609.46	\$364,545.28	0.00
31900	4000	54416		Communication Services	\$300,000.00	\$0.00	\$300,000.00	\$47,776.18	\$47,776.18	\$119,384.89	\$132,838.93	0.00
31900	4000	56113		Software	\$1,391,000.00	\$0.00	\$1,391,000.00	\$764,351.47	\$764,351.47	\$96,715.55	\$529,932.98	0.00
31900	4000	56118		General Supplies and Materials	\$68,000.00	\$0.00	\$68,000.00	\$9,969.17	\$9,969.17	\$12,175.23	\$45,855.60	0.00
31900	4000	57331		Fixed Assets (more than \$5,000)	\$88,979.00	\$0.00	\$88,979.00	\$0.00	\$0.00	\$0.00	\$88,979.00	0.00
31900	4000	57332		Supply Assets (\$5,000 or less)	\$578,314.00	\$0.00	\$578,314.00	\$35,592.62	\$35,592.62	\$16,629.70	\$526,091.68	0.00
31900	4000			SUBTOTAL Capital Outlay	\$3,328,870.00	\$0.00	\$3,328,870.00	\$971,706.32	\$971,706.32	\$378,267.54	\$1,978,896.14	0.00
31900	0			TOTAL Ed. Technology Equipment Act	\$3,328,870.00	\$0.00	\$3,328,870.00	\$971,706.32	\$971,706.32	\$378,267.54	\$1,978,896.14	0.00
41000	2000			Debt Services Support Services								
41000	2300			Support Services-General Administration								
41000	2300	53712		County Tax Collection Costs	\$122,000.00	\$0.00	\$122,000.00	\$6,288.39	\$6,288.39	\$0.00	\$115,711.61	0.00
41000	2300			SUBTOTAL Support Services-General Administration	\$122,000.00	\$0.00	\$122,000.00	\$6,288.39	\$6,288.39	\$0.00	\$115,711.61	0.00
41000	2000			SUBTOTAL Support Services	\$122,000.00	\$0.00	\$122,000.00	\$6,288.39	\$6,288.39	\$0.00	\$115,711.61	0.00
41000	5000			Debt Service								
41000	5000	53414		Other Services	\$25,404.00	\$0.00	\$25,404.00	\$0.00	\$0.00	\$0.00	\$25,404.00	0.00
41000	5000	58214		Debt Service Reserve	\$13,646,953.00	\$0.00	\$13,646,953.00	\$0.00	\$0.00	\$0.00	\$13,646,953.00	0.00
41000	5000	58311		Bond Principal Payment	\$10,075,000.00	\$0.00	\$10,075,000.00	\$10,075,000.00	\$10,075,000.00	\$0.00	\$0.00	0.00
41000	5000	58322		Bond Interest Payment	\$791,747.00	\$0.00	\$791,747.00	\$358,456.57	\$358,456.57	\$0.00	\$433,290.43	0.00
41000	5000			SUBTOTAL Debt Service	\$24,539,104.00	\$0.00	\$24,539,104.00	\$10,433,456.57	\$10,433,456.57	\$0.00	\$14,105,647.43	0.00
41000	0			TOTAL Debt Services	\$24,661,104.00	\$0.00	\$24,661,104.00	\$10,439,744.96	\$10,439,744.96	\$0.00	\$14,221,359.04	0.00
43000	2000			Total Ed. Tech. Debt Services Sub-Fund								
43000	2300			Support Services-General Administration								

State of New Mexico
Public School Operating Budget - Actuals Expenditure Rollup Report
Gadsden 2021-2022 - First Quarter (Jul - Sep) - Expenditure
Submitted

Fund	Func	Obj	Job	Description	Budget	Adjustments	Adjusted Budget	Current Period	YTD	Encumbrance	Budget Balance	FTE
43000	2300	53712		County Tax Collection Costs	\$50,120.00	\$0.00	\$50,120.00	\$1,173.71	\$1,173.71	\$0.00	\$48,946.29	0.00
43000	2300			SUBTOTAL Support Services-General Administration	\$50,120.00	\$0.00	\$50,120.00	\$1,173.71	\$1,173.71	\$0.00	\$48,946.29	0.00
43000	2000			SUBTOTAL Support Services	\$50,120.00	\$0.00	\$50,120.00	\$1,173.71	\$1,173.71	\$0.00	\$48,946.29	0.00
	5000			Debt Service								
43000	5000	58214		Debt Service Reserve	\$3,770,326.00	\$0.00	\$3,770,326.00	\$0.00	\$0.00	\$0.00	\$3,770,326.00	0.00
43000	5000	58311		Bond Principal Payment	\$2,000,000.00	\$0.00	\$2,000,000.00	\$0.00	\$0.00	\$0.00	\$2,000,000.00	0.00
43000	5000	58322		Bond Interest Payment	\$120.00	\$0.00	\$120.00	\$0.00	\$0.00	\$0.00	\$120.00	0.00
43000	5000			SUBTOTAL Debt Service	\$5,770,446.00	\$0.00	\$5,770,446.00	\$0.00	\$0.00	\$0.00	\$5,770,446.00	0.00
4300	0			TOTAL Total Ed. Tech. Debt Services Sub-Fund	\$5,820,566.00	\$0.00	\$5,820,566.00	\$1,173.71	\$1,173.71	\$0.00	\$5,819,392.29	0.00
ALL				TOTAL BUDGET	\$333,574,296.00	\$0.00	\$333,574,296.00	\$50,745,760.51	\$50,745,760.51	\$113,827,128.	\$169,001,407.22	2,212.69