




**STATE OF NEW MEXICO
PUBLIC EDUCATION DEPARTMENT
300 DON GASPAR AVE.
SANTA FE, NEW MEXICO 87501-2786
Telephone (505) 827-5800
www.ped.state.nm.us**

KURT A. STEINHAUS
SECRETARY OF EDUCATION

MICHELLE LUJAN GRISHAM
GOVERNOR

March 9, 2022

MEMORANDUM

TO: Superintendents and School Business Officials ^{DS}
FROM: Katarina Sandoval, Deputy Secretary 
RE: 1% ERB Contribution - Transportation Fund 13000

Laws 2021, Chapter 137, House Bill 2, Section 8, Item D appropriated funds to provide incumbents in positions covered by a pension plan created under the Educational Retirement Act a one percent employer-paid pension contribution. The New Mexico Public Education Department (PED) has determined the SEG 1% employer-paid pension contribution, illustrated in Exhibit A. This funding is to be used specifically for ERB employer contributions for Transportation. This award will not be processed as reimbursement.

Please note the following New Mexico State Legislation appropriation information and compliance requirements specific to this award:

Award Name: 1% ERB Employer Contribution for Transportation
Funding Agency: NM Public Education Department, Special Appropriation Fund; ERB Employer Contribution, Laws 2021, Chapter 137, House Bill 2, Section 8, Item D


Please submit a Budget Adjustment Request (BAR) for the award amount indicated on Exhibit A using **Fund Code 13000, Revenue Code 43202, Object Code 52111** within the Operating Budget Management System (OBMS) located on the PED OBMS website. Please attach a copy of this award memo to the BAR, including Exhibit A. through OBMS by April 4, 2022.

This award is effective for the fiscal year 2022 upon receiving PED-approved budget authority in OBMS.

If you have fiscal questions, please get in touch with Ms. Consuelo Barraza, Financial Coordinator, at consuelo.barraza@state.nm.us, (505) 677-6691.

Enc.: Exhibit A

EXHIBIT A (13000 - FINAL FY21-22)




NEW MEXICO

Public Education Department

State of New Mexico (13000) 1% ERB DISTRIBUTION-TRANSPORTATION

OBMS ENTITY CODE	LOCAL EDUCATION AGENCY	FINAL ALLOCATION
46	Alamogordo Public Schools	\$ 5,744
1	Albuquerque Public Schools	\$ 82,678
30	Animas Public Schools	\$ 403
22	Artesia Public Schools	\$ 783
64	Aztec Municipal Schools	\$ 5,917
87	Belen Consolidated Schools	\$ 9,872
61	Bernalillo Public Schools	\$ 5,760
66	Bloomfield Schools	\$ 5,304
40	Capitan Municipal Schools	\$ 1,706
37	Carrizozo Municipal Schools	\$ 160
67	Central Consolidated Schools	\$ 14,146
53	Chama Valley Independent Schools	\$ 1,558
8	Cimarron Municipal Schools	\$ 2,350
84	Clayton Municipal Schools	\$ 718
48	Cloudcroft Municipal Schools	\$ 1,247
62	Cuba Independent Schools	\$ 4,728
42	Deming Public Schools	\$ 1,924
85	Des Moines Municipal Schools	\$ 1,049
6	Dexter Consolidated Schools	\$ 2,111
60	Dora Consolidated Schools	\$ 1,490
54	Dulce Independent Schools	\$ 1,313
58	Elida Municipal Schools	\$ 358
55	Española Public Schools	\$ 5,641
80	Estancia Municipal Schools	\$ 1,810
32	Eunice Public Schools	\$ 1,314
65	Farmington Municipal Schools	\$ 19,738
59	Floyd Municipal Schools	\$ 697
16	Fort Sumner Municipal Schools	\$ 1,625
19	Gadsden Independent Schools	\$ 392
43	Gallup-McKinley County Schools	\$ 35,339
88	Grants/Cibola County Schools	\$ 5,744
18	Hatch Valley Public Schools	\$ 4,020
33	Hobbs Municipal Schools	\$ 433
39	Hondo Valley Public Schools	\$ 499
50	House Municipal Schools	\$ 284


EXHIBIT A (13000 - FINAL FY21-22)



State of New Mexico (13000) 1% ERB DISTRIBUTION-TRANSPORTATION

OBMS ENTITY CODE	LOCAL EDUCATION AGENCY	FINAL ALLOCATION
34	Jal Public Schools	\$ 475
56	Jemez Mountain Public Schools	\$ 1,051
63	Jemez Valley Public Schools	\$ 1,081
7	Lake Arthur Municipal Schools	\$ 212
69	Las Vegas City Public Schools	\$ 2,405
51	Logan Municipal Schools	\$ 129
29	Lordsburg Municipal Schools	\$ 550
41	Los Alamos Public Schools	\$ 3,552
86	Los Lunas Public Schools	\$ 15,699
21	Loving Municipal Schools	\$ 663
31	Lovington Municipal Schools	\$ 6,477
75	Magdalena Municipal Schools	\$ 1,371
11	Maxwell Municipal Schools	\$ 419
14	Melrose Municipal Schools	\$ 166
78	Mesa Vista Consolidated Schools	\$ 528
44	Mora Independent Schools	\$ 1,125
81	Moriarty-Edgewood School District	\$ 6,818
70	Pecos Independent School District	\$ 1,632
77	Peñasco Independent Schools	\$ 1,393
72	Pojoaque Valley Public Schools	\$ 892
3	Quemado Independent Schools	\$ 718
79	Questa Independent Schools	\$ 77
9	Raton Public Schools	\$ 1,810
2	Reserve Independent Schools	\$ 863
83	Rio Rancho Public Schools	\$ 12,127
27	Roy Municipal Schools	\$ 582
52	San Jon Municipal Schools	\$ 72
71	Santa Fe Public Schools	\$ 18,447
25	Santa Rosa Consolidated Schools	\$ 2,422
23	Silver Consolidated School District	\$ 661
74	Socorro Consolidated Schools	\$ 3,292
10	Springer Municipal Schools	\$ 420
76	Taos Municipal Schools	\$ 2,824
35	Tatum Municipal Schools	\$ 677
73	Truth or Consequences Municipal Schools	\$ 4,689

EXHIBIT A (13000 - FINAL FY21-22)



State of New Mexico (13000) 1% ERB DISTRIBUTION-TRANSPORTATION

OBMS ENTITY CODE	LOCAL EDUCATION AGENCY	FINAL ALLOCATION
49	Tucumcari Public Schools	\$ 1,578
47	Tularosa Municipal Schools	\$ 429
26	Vaughn Municipal Schools	\$ 564
45	Wagon Mound Public Schools	\$ 382
68	West Las Vegas Public Schools	\$ 1,529
89	Zuni Public School District	\$ 3,744
	GRAND TOTAL	\$ 333,400