



EXHIBIT A (24308 - FINAL FY21-22)



USDE\_Coronavirus Response & Relief Supplemental Appropriations ACT/ESSER II (24308) FINAL AWARD FY21-22

| OBMS ENTITY CODE | LOCAL EDUCATION AGENCY           | DUNS #      | Amount of federal funds obligated by this sub-award to subrecipient |                          | Total amount of federal funds obligated by this subrecipient including current financial obligation |                             | Total amount of the federal award committed to subrecipient |                | FY20-21 Expenditures | TOTAL AMOUNT TO BAR |
|------------------|----------------------------------|-------------|---|--------------------------|---|-----------------------------|---|----------------|----------------------|---------------------|
|                  |                                  |             | FY20-21 CARRYOVER   | FY21-22 FINAL ALLOCATION | FY20-21 CARRYOVER & FY21-22 FINAL ALLOCATION  | TOTAL AWARD TO SUBRECIPIENT | FY21-22 APPROVED BUDGET                                     |                |                      |                     |
| 46               | Alamogordo Public Schools        | 18-258-3021 | \$6,263,743.20  | \$98,784.43              | \$6,362,527.63  | \$6,362,527.63              | \$6,263,743   | \$0.00         | \$98,785             |                     |
| 1                | Albuquerque Public Schools       | 07-341-3544 | \$97,333,878.68   | \$12,944,938.06          | \$110,278,816.74  | \$110,278,816.74            | \$104,489,114   | \$7,155,235.77 | (\$1,365,533)        |                     |
| 30               | Animas Public Schools            | 19-302-0492 | \$254,258.54  | (\$21,168.35)            | \$233,090.19  | \$233,090.19                | \$254,259   | \$0.00         | (\$21,169)           |                     |
| 22               | Artesia Public Schools           | 08-447-5409 | \$1,063,051.29  | \$1,405,188.86           | \$2,468,240.15  | \$2,468,240.15              | \$1,154,816   | \$1,383,821.60 | (\$70,397)           |                     |
| 64               | Aztec Municipal Schools          | 84-923-8688 | \$1,570,463.67  | \$12,835.16              | \$1,583,298.83  | \$1,583,298.83              | \$1,570,464   | \$0.00         | \$12,835             |                     |
| 87               | Belen Consolidated Schools       | 18-260-2854 | \$4,794,259.30  | (\$238,686.85)           | \$4,555,572.45  | \$4,555,572.45              | \$4,917,739   | \$123,480.18   | (\$485,647)          |                     |
| 61               | Bernalillo Public Schools        | 83-560-4893 | \$3,246,424.88  | (\$139,180.46)           | \$3,107,244.42  | \$3,107,244.42              | \$3,246,425   | \$6,140.48     | (\$145,321)          |                     |
| 66               | Bloomfield Schools               | 84-923-8746 | \$1,719,191.24  | \$1,381,631.35           | \$3,100,822.59  | \$3,100,822.59              | \$1,943,774   | \$1,355,346.22 | (\$198,298)          |                     |
| 40               | Capitan Municipal Schools        | 18-421-8832 | \$805,461.24  | (\$67,046.28)            | \$738,414.96  | \$738,414.96                | \$805,461   | \$0.00         | (\$67,046)           |                     |
| 20               | Carlsbad Municipal Schools       | 08-447-5656 | \$3,018,978.50  | \$991,406.40             | \$4,010,384.90  | \$4,010,384.90              | \$2,703,884   | \$956,883.63   | \$349,617            |                     |
| 37               | Carrizozo Municipal Schools      | 18-237-1179 | \$322,523.74  | \$35,347.64              | \$357,871.38  | \$357,871.38                | \$222,524   | \$0.00         | \$135,347            |                     |
| 67               | Central Consolidated Schools     | 12-292-8351 | \$9,964,535.42  | \$116,976.80             | \$10,081,512.22   | \$10,081,512.22             | \$9,964,536   | \$0.00         | \$116,976            |                     |
| 53               | Chama Valley Independent Schools | 08-526-8324 | \$264,851.69  | \$42,621.94              | \$307,473.63  | \$307,473.63                | \$304,874   | \$40,022.51    | (\$37,423)           |                     |
| 8                | Cimarron Municipal Schools       | 02-493-6650 | \$366,589.72  | \$64,606.59              | \$431,196.31  | \$431,196.31                | \$366,589   | \$0.00         | \$64,607             |                     |
| 84               | Clayton Municipal Schools        | 10-005-3867 | \$356,441.85  | \$160,900.29             | \$517,342.14  | \$517,342.14                | \$499,303   | \$142,861.42   | (\$124,822)          |                     |
| 48               | Cloudcroft Municipal Schools     | 83-560-4869 | \$521,073.00  | \$73,484.89              | \$594,557.89  | \$594,557.89                | \$275,777   | \$85,879.39    | \$232,902            |                     |
| 12               | Clovis Municipal Schools         | 96-318-6288 | \$7,079,601.72  | \$794,897.11             | \$7,874,498.83  | \$7,874,498.83              | \$7,293,056   | \$696,216.57   | (\$114,774)          |                     |
| 24               | Cobre Consolidated Schools       | 03-608-3897 | \$1,544,449.44  | (\$119,631.58)           | \$1,424,817.86  | \$1,424,817.86              | \$1,490,062   | \$0.00         | (\$65,244)           |                     |
| 38               | Corona Public Schools            | 19-302-0542 | \$44,249.03   | (\$1,088.02)             | \$43,161.01   | \$43,161.01                 | \$0   | \$0.00         | \$43,161             |                     |
| 62               | Cuba Independent Schools         | 05-442-5566 | \$2,065,630.34  | \$356,858.77             | \$2,422,489.11  | \$2,422,489.11              | \$2,400,621   | \$334,990.76   | (\$313,123)          |                     |
| 42               | Deming Public Schools            | 09-414-1264 | \$10,009,855.85   | (\$53,361.06)            | \$9,956,494.79  | \$9,956,494.79              | \$10,025,015  | \$15,159.53    | (\$83,680)           |                     |
| 85               | Des Moines Municipal Schools     | 04-798-4141 | \$122,467.62  | (\$16,393.45)            | \$106,074.17  | \$106,074.17                | \$122,468   | \$0.00         | (\$16,394)           |                     |
| 6                | Dexter Consolidated Schools      | 09-413-7593 | \$702,291.70  | (\$7,314.69)             | \$694,977.01  | \$694,977.01                | \$723,926   | \$21,633.94    | (\$50,583)           |                     |
| 60               | Dora Consolidated Schools        | 18-463-9516 | \$107,403.25  | \$978.37                 | \$108,381.62  | \$108,381.62                | \$107,404   | \$0.00         | \$978                |                     |
| 54               | Dulce Independent Schools        | 84-979-7519 | \$974,041.21  | \$8,872.84               | \$982,914.05  | \$982,914.05                | \$974,041   | \$0.00         | \$8,873              |                     |
| 58               | Elida Municipal Schools          | 12-317-8006 | \$40,465.46   | \$368.62                 | \$40,834.08   | \$40,834.08                 | \$40,465  | \$0.00         | \$369                |                     |
| 55               | Española Public Schools          | 15-937-4156 | \$5,769,597.69  | \$83,179.32              | \$5,852,777.01  | \$5,852,777.01              | \$5,801,844   | \$32,246.04    | \$18,687             |                     |
| 80               | Estancia Municipal Schools       | 79-748-2341 | \$624,870.36  | \$679.90                 | \$625,550.26  | \$625,550.26                | \$624,870   | \$0.00         | \$680                |                     |

EXHIBIT A (24308 - FINAL FY21-22)



USDE\_Coronavirus Response & Relief Supplemental Appropriations ACT/ESSER II (24308) FINAL AWARD FY21-22

| OBMS ENTITY CODE | LOCAL EDUCATION AGENCY          | DUNS #      | Amount of federal funds obligated by this sub-award to subrecipient |                          | Total amount of federal funds obligated by this subrecipient including current financial obligation | Total amount of the federal award committed to subrecipient | FY21-22 APPROVED BUDGET | FY20-21 Expenditures | TOTAL AMOUNT TO BAR |
|------------------|---------------------------------|-------------|---|--------------------------|---|---|-------------------------|----------------------|---------------------|
|                  |                                 |             | FY20-21 CARRYOVER   | FY21-22 FINAL ALLOCATION | FY20-21 CARRYOVER & FY21-22 FINAL ALLOCATION  | TOTAL AWARD TO SUBRECIPIENT                                 |                         |                      |                     |
| 32               | Eunice Public Schools           | 04-612-5043 | \$566,933.72  | \$68,130.95              | \$635,064.67  | \$635,064.67  | \$569,438               | \$125,805.06         | (\$60,178)          |
| 65               | Farmington Municipal Schools    | 06-972-0043 | \$8,274,334.62  | \$818,467.25             | \$9,092,801.87  | \$9,092,801.87  | \$8,923,902             | \$649,567.31         | (\$480,667)         |
| 59               | Floyd Municipal Schools         | 80-048-6008 | \$117,760.73  | (\$14,039.15)            | \$103,721.58  | \$103,721.58  | \$117,761               | \$0.00               | (\$14,039)          |
| 16               | Fort Sumner Municipal Schools   | 10-079-5657 | \$348,123.55  | \$126,551.23             | \$474,674.78  | \$474,674.78  | \$348,124               | \$0.00               | \$126,551           |
| 19               | Gadsden Independent Schools     | 08-766-7267 | \$30,426,051.72   | \$1,667,650.90           | \$32,093,702.62   | \$32,093,702.62   | \$31,462,964            | \$1,036,912.88       | (\$406,174)         |
| 43               | Gallup-McKinley County Schools  | 06-941-2153 | \$28,529,937.78   | \$1,865,064.82           | \$30,395,002.60   | \$30,395,002.60   | \$28,529,938            | \$0.00               | \$1,865,065         |
| 15               | Grady Municipal Schools         | 15-937-1376 | \$39,328.47   | (\$34,498.23)            | \$4,830.24  | \$4,830.24  | \$0                     | \$0.00               | \$4,830             |
| 88               | Grants/Cibola County Schools    | 06-063-2940 | \$6,501,562.56  | \$247,369.30             | \$6,748,931.86  | \$6,748,931.86  | \$6,597,562             | \$95,999.54          | \$55,370            |
| 5                | Hagerman Municipal Schools      | 96-399-3667 | \$418,538.65  | (\$19,540.93)            | \$398,997.72  | \$398,997.72  | \$434,082               | \$15,543.01          | (\$50,627)          |
| 18               | Hatch Valley Public Schools     | 00-877-9949 | \$2,637,696.93  | \$24,027.63              | \$2,661,724.56  | \$2,661,724.56  | \$2,637,697             | \$0.00               | \$24,028            |
| 33               | Hobbs Municipal Schools         | 06-897-3627 | \$7,881,150.46  | \$598,201.40             | \$8,479,351.86  | \$8,479,351.86  | \$9,250,700             | \$1,369,550.24       | (\$2,140,898)       |
| 39               | Hondo Valley Public Schools     | 07-915-3107 | \$83,617.20   | \$72,216.21              | \$155,833.41  | \$155,833.41  | \$75,000                | \$71,847.97          | \$8,985             |
| 34               | Jal Public Schools              | 07-486-5429 | \$66,604.85   | \$224,765.35             | \$291,370.20  | \$291,370.20  | \$62,390                | \$82,940.37          | \$146,040           |
| 56               | Jemez Mountain Public Schools   | 10-066-3558 | \$601,022.28  | \$5,474.91               | \$606,497.19  | \$606,497.19  | \$555,478               | \$0.00               | \$51,019            |
| 63               | Jemez Valley Public Schools     | 19-569-1175 | \$516,548.78  | (\$395.29)               | \$516,153.49  | \$516,153.49  | \$516,549               | \$0.00               | (\$396)             |
| 7                | Lake Arthur Municipal Schools   | 10-079-6135 | \$93,999.43   | \$24,668.53              | \$118,667.96  | \$118,667.96  | \$95,408                | \$27,738.38          | (\$4,478)           |
| 17               | Las Cruces Public Schools       | 09-413-8740 | \$29,703,712.02   | \$973,172.58             | \$30,676,884.60   | \$30,676,884.60   | \$29,703,712            | \$0.00               | \$973,173           |
| 69               | Las Vegas City Public Schools   | 10-005-3990 | \$1,964,529.84  | \$17,895.53              | \$1,982,425.37  | \$1,982,425.37  | \$1,964,530             | \$0.00               | \$17,895            |
| 51               | Logan Municipal Schools         | 10-278-4170 | \$18,495.65   | \$119,404.16             | \$137,899.81  | \$137,899.81  | \$115,425               | \$97,000.00          | (\$74,525)          |
| 29               | Lordsburg Municipal Schools     | 09-413-5670 | \$733,289.93  | \$103,215.13             | \$836,505.06  | \$836,505.06  | \$508,816               | \$95,663.92          | \$232,025           |
| 41               | Los Alamos Public Schools       | 07-338-7409 | \$65,080.72   | \$96,441.16              | \$161,521.88  | \$161,521.88  | \$60,434                | \$109,511.71         | (\$8,424)           |
| 86               | Los Lunas Public Schools        | 08-146-6427 | \$5,230,260.56  | \$1,635,540.82           | \$6,865,801.38  | \$6,865,801.38  | \$5,230,261             | \$1,142,807.22       | \$492,733           |
| 21               | Loving Municipal Schools        | 10-060-5997 | \$306,762.91  | (\$42,719.92)            | \$264,042.99  | \$264,042.99  | \$306,763               | \$0.00               | (\$42,720)          |
| 31               | Lovington Municipal Schools     | 12-351-4762 | \$2,415,422.61  | (\$324,624.05)           | \$2,090,798.56  | \$2,090,798.56  | \$2,416,966             | \$1,533.94           | (\$327,701)         |
| 75               | Magdalena Municipal Schools     | 07-645-1756 | \$728,562.54  | \$487,626.06             | \$1,216,188.60  | \$1,216,188.60  | \$516,252               | \$211,211.26         | \$488,725           |
| 11               | Maxwell Municipal Schools       | 10-005-4055 | \$74,808.98   | \$9,621.68               | \$84,430.66   | \$84,430.66   | \$96,654                | \$21,845.13          | (\$34,068)          |
| 14               | Melrose Municipal Schools       | 10-060-6003 | \$131,103.97  | (\$4,155.41)             | \$126,948.56  | \$126,948.56  | \$131,104               | \$0.00               | (\$4,155)           |
| 78               | Mesa Vista Consolidated Schools | 05-821-1590 | \$431,572.38  | \$27,305.71              | \$458,878.09  | \$458,878.09  | \$437,332               | \$5,759.36           | \$15,787            |

EXHIBIT A (24308 - FINAL FY21-22)



USDE\_Coronavirus Response & Relief Supplemental Appropriations ACT/ESSER II (24308) FINAL AWARD FY21-22

| OBMS ENTITY CODE | LOCAL EDUCATION AGENCY                  | DUNS #      | Amount of federal funds obligated by this sub-award to subrecipient |                          | Total amount of federal funds obligated by this subrecipient including current financial obligation |                             | Total amount of the federal award committed to subrecipient |                      | TOTAL AMOUNT TO BAR |
|------------------|---|-------------|---|--------------------------|---|-----------------------------|---|----------------------|---------------------|
|                  |   |             | FY20-21 CARRYOVER   | FY21-22 FINAL ALLOCATION | FY20-21 CARRYOVER & FY21-22 FINAL ALLOCATION  | TOTAL AWARD TO SUBRECIPIENT | FY21-22 APPROVED BUDGET                                     | FY20-21 Expenditures |                     |
| 44               | Mora Independent Schools                | 09-414-3401 | \$436,293.89  | \$2,734.19               | \$439,028.08  | \$439,028.08                | \$436,294   | \$0.00               | \$2,734             |
| 81               | Moriarty-Edgewood School District       | 01-122-4219 | \$1,446,815.15  | \$912,729.60             | \$2,359,544.75  | \$2,359,544.75              | \$1,498,221   | \$751,575.39         | \$109,748           |
| 82               | Mountainair Public Schools              | 12-361-3127 | \$661,417.90  | \$33,966.86              | \$695,384.76  | \$695,384.76                | \$661,418   | \$0.00               | \$33,967            |
| 70               | Pecos Independent School District       | 05-494-0481 | \$629,242.15  | \$5,731.95               | \$634,974.10  | \$634,974.10                | \$629,242   | \$0.00               | \$5,732             |
| 77               | Peñasco Independent Schools             | 79-937-8146 | \$646,417.51  | \$82,427.24              | \$728,844.75  | \$728,844.75                | \$646,417   | \$0.00               | \$82,428            |
| 72               | Pojoaque Valley Public Schools          | 08-195-9579 | \$1,170,136.11  | (\$100,139.27)           | \$1,069,996.84  | \$1,069,996.84              | \$1,201,456   | \$79,842.08          | (\$211,301)         |
| 57               | Portales Municipal Schools              | 12-361-1816 | \$3,113,570.70  | \$590,914.31             | \$3,704,485.01  | \$3,704,485.01              | \$3,620,191   | \$506,620.57         | (\$422,327)         |
| 3                | Quemado Independent Schools             | 01-682-0532 | \$515,252.88  | \$9,523.83               | \$524,776.71  | \$524,776.71                | \$520,040   | \$4,786.64           | (\$50)              |
| 79               | Questa Independent Schools              | 86-767-6298 | \$574,695.18  | \$7,586.52               | \$582,281.70  | \$582,281.70                | \$574,695   | \$0.00               | \$7,587             |
| 9                | Raton Public Schools                    | 12-296-2160 | \$1,064,622.41  | \$20,598.64              | \$1,085,221.05  | \$1,085,221.05              | \$1,054,205   | \$10,802.25          | \$20,214            |
| 2                | Reserve Independent Schools             | 12-75-71342 | \$78,687.95   | \$183,351.46             | \$262,039.41  | \$262,039.41                | \$259,674   | \$180,986.00         | (\$178,621)         |
| 83               | Rio Rancho Public Schools               | 83-560-4810 | \$7,535,482.38  | \$65,922.47              | \$7,601,404.85  | \$7,601,404.85              | \$7,535,482   | \$0.00               | \$65,923            |
| 4                | Roswell Independent Schools             | 07-138-5249 | \$11,272,743.83   | (\$352,687.37)           | \$10,920,056.46   | \$10,920,056.46             | \$10,964,210  | \$643,135.93         | (\$687,289)         |
| 27               | Roy Municipal Schools                   | 12-334-4574 | \$0.44  | \$4,017.13               | \$4,017.57  | \$4,017.57                  | \$0   | \$4,382.00           | (\$364)             |
| 36               | Ruidoso Municipal Schools               | 10-155-4744 | \$1,630,398.34  | \$234,055.18             | \$1,864,453.52  | \$1,864,453.52              | \$1,847,622   | \$217,224.59         | (\$200,393)         |
| 52               | San Jon Municipal Schools               | 10-060-6029 | \$110,952.51  | (\$7,844.82)             | \$103,107.69  | \$103,107.69                | \$112,472   | \$1,519.02           | (\$10,883)          |
| 71               | Santa Fe Public Schools                 | 09-714-4281 | \$6,494,701.23  | \$3,098,436.00           | \$9,593,137.23  | \$9,593,137.23              | \$10,796,159  | \$4,301,457.45       | (\$5,504,479)       |
| 25               | Santa Rosa Consolidated Schools         | 03-612-5920 | \$462,217.79  | \$257,851.43             | \$720,069.22  | \$720,069.22                | \$713,768   | \$251,550.10         | (\$245,249)         |
| 23               | Silver Consolidated School District     | 78-047-0423 | \$3,258,814.05  | \$29,685.57              | \$3,288,499.62  | \$3,288,499.62              | \$3,258,814   | \$0.00               | \$29,686            |
| 74               | Socorro Consolidated Schools            | 04-070-5303 | \$3,224,333.24  | (\$8,732.34)             | \$3,215,600.90  | \$3,215,600.90              | \$3,224,333   | \$0.00               | (\$8,732)           |
| 10               | Springer Municipal Schools              | 18-262-0369 | \$235,727.20  | (\$19,485.97)            | \$216,241.23  | \$216,241.23                | \$235,727   | \$0.00               | (\$19,486)          |
| 76               | Taos Municipal Schools                  | 19-329-1002 | \$3,931,884.18  | (\$450,064.22)           | \$3,481,819.96  | \$3,481,819.96              | \$3,970,738   | \$79,834.86          | (\$568,753)         |
| 35               | Tatum Municipal Schools                 | 10-005-4170 | \$189,172.35  | \$15,513.52              | \$204,685.87  | \$204,685.87                | \$228,069   | \$38,896.26          | (\$62,279)          |
| 13               | Texico Municipal Schools                | 18-261-9114 | \$517,181.89  | \$37,378.50              | \$554,560.39  | \$554,560.39                | \$549,742   | \$32,559.18          | (\$27,741)          |
| 73               | Truth or Consequences Municipal Schools | 10-005-4196 | \$2,540,325.90  | \$23,140.62              | \$2,563,466.52  | \$2,563,466.52              | \$2,540,326   | \$0.00               | \$23,141            |
| 49               | Tucumcari Public Schools                | 09-414-4391 | \$1,647,460.06  | \$223,781.34             | \$1,871,241.40  | \$1,871,241.40              | \$1,485,973   | \$30,902.01          | \$354,366           |
| 47               | Tularosa Municipal Schools              | 10-837-6617 | \$1,918,651.68  | (\$71,137.28)            | \$1,847,514.40  | \$1,847,514.40              | \$1,836,407   | \$0.00               | \$11,107            |
| 26               | Vaughn Municipal Schools                | 10-005-4220 | \$110,019.18  | \$3,184.41               | \$113,203.59  | \$113,203.59                | \$110,019   | \$0.00               | \$3,185             |

EXHIBIT A (24308 - FINAL FY21-22)



USDE\_Coronavirus Response & Relief Supplemental Appropriations ACT/ESSER II (24308) FINAL AWARD FY21-22

| OBMS ENTITY CODE | LOCAL EDUCATION AGENCY                                       | DUNS #      | Amount of federal funds obligated by this sub-award to subrecipient |                          | Total amount of federal funds obligated by this subrecipient including current financial obligation | Total amount of the federal award committed to subrecipient | FY21-22 APPROVED BUDGET | FY20-21 Expenditures | TOTAL AMOUNT TO BAR |
|------------------|--|-------------|---|--------------------------|---|---|-------------------------|----------------------|---------------------|
|                  |  |             | FY20-21 CARRYOVER   | FY21-22 FINAL ALLOCATION | FY20-21 CARRYOVER & FY21-22 FINAL ALLOCATION  | TOTAL AWARD TO SUBRECIPIENT                                 |                         |                      |                     |
| 45               | Wagon Mound Public Schools                                   | 10-005-4238 | \$317,722.77  | \$97,918.90              | \$415,641.67  | \$415,641.67  | \$311,831               | \$64,848.28          | \$38,962            |
| 68               | West Las Vegas Public Schools                                | 06-942-2491 | \$3,039,216.78  | \$50,741.48              | \$3,089,958.26  | \$3,089,958.26  | \$3,039,216             | \$0.00               | \$50,742            |
| 89               | Zuni Public School District                                  | 10-504-2907 | \$3,159,675.36  | \$538,147.36             | \$3,697,822.72  | \$3,697,822.72  | \$2,939,442             | \$504,766.78         | \$253,614           |
| STATE CHARTERS   |  |             |   |                          |   |   |                         |                      |                     |
| 580-001          | 21st Century Public Academy                                  | 06-603-3031 | \$0.00  | \$365,887.56             | \$365,887.56  | \$365,887.56  | \$0                     | \$0.00               | \$365,888           |
| 579-001          | ACES Technical Charter School                                | 11-720-9902 | \$0.00  | \$78,775.54              | \$78,775.54   | \$78,775.54   | \$0                     | \$0.00               | \$78,776            |
| 528-001          | Albuquerque Bilingual Academy                                | 01-594-6921 | \$609,964.90  | \$4,558.61               | \$614,523.51  | \$614,523.51  | \$609,965               | \$0.00               | \$4,559             |
| 574-001          | Albuquerque Collegiate Charter School                        | 08-120-1500 | \$95,954.92   | \$149,018.97             | \$244,973.89  | \$244,973.89  | \$95,955                | \$0.00               | \$149,019           |
| 524-001          | AIMS @ UNM   | 96-759-4388 | \$31,003.22   | \$75,257.77              | \$106,260.99  | \$106,260.99  | \$31,003                | \$0.00               | \$75,258            |
| 516-001          | Albuquerque School of Excellence                             | 96-438-5368 | \$711,787.73  | \$451,465.27             | \$1,163,253.00  | \$1,163,253.00  | \$711,788               | \$0.00               | \$451,465           |
| 517-001          | Albuquerque Sign Language Academy (The)                      | 96-259-6008 | \$112,219.20  | \$47,498.20              | \$159,717.40  | \$159,717.40  | \$0                     | \$7,552.16           | \$152,165           |
| 532-001          | Aldo Leopold High School                                     | 82-586-2134 | \$63,480.44   | \$101,535.16             | \$165,015.60  | \$165,015.60  | \$0                     | \$92,406.82          | \$72,609            |
| 511-001          | Alma d' arte Charter High School                             | 15-834-9188 | \$177,939.74  | \$12,833.59              | \$190,773.33  | \$190,773.33  | \$157,172               | \$18,080.08          | \$15,521            |
| 575-001          | Altura Preparatory School                                    | 08-119-9774 | \$122,109.60  | \$40,956.29              | \$163,065.89  | \$163,065.89  | \$122,110               | \$0.00               | \$40,956            |
| 525-001          | Amy Biehl Charter High School                                | 04-453-9596 | \$192,449.58  | \$73,671.56              | \$266,121.14  | \$266,121.14  | \$192,450               | \$44,136.50          | \$29,535            |
| 520-001          | ASK Academy (The)  | 02-763-1876 | \$119,790.57  | \$8,686.55               | \$128,477.12  | \$128,477.12  | \$119,791               | \$0.00               | \$8,686             |
| 512-001          | Cesar Chavez Community School                                | 18-762-1888 | \$297,847.75  | \$24,176.48              | \$322,024.23  | \$322,024.23  | \$308,265               | \$10,416.98          | \$3,342             |
| 562-001          | Dzit Dit Lool School of Empowerment, Action and Perseverance | 08-015-4085 | \$104,018.07  | \$7,820.42               | \$111,838.49  | \$111,838.49  | \$104,018               | \$0.00               | \$7,820             |
| 550-001          | Estancia Valley Classical Academy                            | 08-025-5234 | \$239,501.62  | \$72,109.76              | \$311,611.38  | \$311,611.38  | \$255,751               | \$16,249.50          | \$39,611            |
| 557-001          | Explore Academy  | 05-466-2018 | \$69,494.88   | \$407,172.11             | \$476,666.99  | \$476,666.99  | \$195,535               | \$126,039.79         | \$155,092           |
| 581-001          | Explore Academy - Las Cruces                                 | 11-796-3225 | \$0.00  | \$100,276.79             | \$100,276.79  | \$100,276.79  | \$0                     | \$0.00               | \$100,277           |
| 503-001          | Horizon Academy West   | 79-372-5230 | \$150,057.34  | \$257,859.09             | \$407,916.43  | \$407,916.43  | \$451,792               | \$301,733.73         | (\$345,609)         |
| 573-001          | Hózhó Academy  | 08-124-4280 | \$258,014.82  | \$439,033.25             | \$697,048.07  | \$697,048.07  | \$426,018               | \$168,002.71         | \$103,027           |
| 535-001          | J. Paul Taylor Academy                                       | 08-002-1416 | \$125,183.48  | \$17,667.53              | \$142,851.01  | \$142,851.01  | \$138,444               | \$13,260.31          | (\$8,853)           |
| 560-001          | La Academia Dolores Huerta                                   | 80-048-6081 | \$192,528.75  | (\$49,505.59)            | \$143,023.16  | \$143,023.16  | \$192,529               | \$0.00               | (\$49,506)          |
| 546-001          | La Tierra Montessori School of the Arts and Sciences         | 07-860-4652 | \$39,102.95   | \$35,506.43              | \$74,609.38   | \$74,609.38   | \$125,567               | \$86,464.30          | (\$137,422)         |
| 567-001          | Las Montañas Charter School                                  | 02-905-6318 | \$175,353.54  | \$113,885.16             | \$289,238.70  | \$289,238.70  | \$0                     | \$105,877.37         | \$183,361           |
| 547-001          | McCurdy Charter School                                       | 07-873-2212 | \$512,104.70  | (\$62,069.68)            | \$450,035.02  | \$450,035.02  | \$527,450               | \$15,344.98          | (\$92,760)          |


EXHIBIT A (24308 - FINAL FY21-22)



USDE\_Coronavirus Response & Relief Supplemental Appropriations ACT/ESSER II (24308) FINAL AWARD FY21-22

| OBMS ENTITY CODE | LOCAL EDUCATION AGENCY                                  | DUNS #      | Amount of federal funds obligated by this sub-award to subrecipient |                          | Total amount of federal funds obligated by this subrecipient including current financial obligation | Total amount of the federal award committed to subrecipient | FY21-22 APPROVED BUDGET | FY20-21 Expenditures | TOTAL AMOUNT TO BAR |
|------------------|---|-------------|---|--------------------------|---|---|-------------------------|----------------------|---------------------|
|                  |   |             | FY20-21 CARRYOVER   | FY21-22 FINAL ALLOCATION | FY20-21 CARRYOVER & FY21-22 FINAL ALLOCATION  | TOTAL AWARD TO SUBRECIPIENT                                 |                         |                      |                     |
| 501-001          | Media Arts Collaborative Charter School                 | 00-424-7970 | \$213,454.48  | \$37,263.26              | \$250,717.74  | \$250,717.74  | \$209,455               | \$35,000.00          | \$6,263             |
| 578-001          | Middle College High School                              | 03-747-5351 | \$89,655.31   | \$50,425.61              | \$140,080.92  | \$140,080.92  | \$89,655                | \$0.00               | \$50,426            |
| 542-001          | Mission Achievement and Success Charter School          | 08-055-1210 | \$1,741,871.46  | \$1,407,378.59           | \$3,149,250.05  | \$3,149,250.05  | \$1,741,871             | \$0.00               | \$1,407,379         |
| 564-001          | Monte del Sol Charter School                            | 01-474-4200 | \$221,710.53  | \$2,012.96               | \$223,723.49  | \$223,723.49  | \$221,711               | \$0.00               | \$2,012             |
| 529-001          | Montessori Elementary School (The)                      | 80-048-6230 | \$131,747.40  | \$77,459.70              | \$209,207.10  | \$209,207.10  | \$131,747               | \$0.00               | \$77,460            |
| 549-001          | New America School of Las Cruces                        | 07-919-4295 | \$167,536.84  | \$19,514.56              | \$187,051.40  | \$187,051.40  | \$181,181               | \$13,643.83          | (\$7,773)           |
| 554-001          | New Mexico Connections Academy                          | 07-920-1379 | \$1,111,698.66  | (\$3,959.85)             | \$1,107,738.81  | \$1,107,738.81  | \$1,111,699             | \$0.00               | (\$3,960)           |
| 509-001          | New Mexico School for the Arts                          | 08-055-4399 | \$46,137.38   | \$48,446.10              | \$94,583.48   | \$94,583.48   | \$46,097                | \$15,495.67          | \$32,991            |
| 504-001          | North Valley Academy                                    | 13-693-0356 | \$553,930.60  | \$41,618.07              | \$595,548.67  | \$595,548.67  | \$553,931               | \$0.00               | \$41,618            |
| 577-001          | Raices del Saber Xinachtli Community School             | 11-707-1791 | \$43,323.39   | \$103,587.40             | \$146,910.79  | \$146,910.79  | \$43,323                | \$0.00               | \$103,588           |
| 539-001          | Red River Valley Charter School                         | 15-937-4347 | \$154,161.90  | \$3,201.15               | \$157,363.05  | \$157,363.05  | \$154,162               | \$0.00               | \$3,201             |
| 570-001          | Roots and Wings Community School                        | 83-324-3368 | \$66,875.85   | (\$12,156.38)            | \$54,719.47   | \$54,719.47   | \$70,041                | \$3,525.14           | (\$18,847)          |
| 563-001          | Sandoval Academy of Bilingual Education                 | 01-561-4185 | \$125,322.99  | \$47,033.64              | \$172,356.63  | \$172,356.63  | \$125,323               | \$0.00               | \$47,034            |
| 505-001          | School of Dreams Academy                                | 82-945-6487 | \$286,988.27  | \$127,717.14             | \$414,705.41  | \$414,705.41  | \$394,880               | \$107,891.99         | (\$88,067)          |
| 568-001          | Six Directions Indigenous Charter School                | 00-347-2448 | \$109,052.25  | \$21,789.35              | \$130,841.60  | \$130,841.60  | \$109,052               | \$0.00               | \$21,790            |
| 576-001          | Solare Collegiate Charter School                        | 11-692-6037 | \$172,411.45  | \$348,153.00             | \$520,564.45  | \$520,564.45  | \$172,411               | \$0.00               | \$348,153           |
| 515-001          | South Valley Preparatory School                         | 96-438-4445 | \$232,285.91  | \$88,434.46              | \$320,720.37  | \$320,720.37  | \$232,285               | \$0.00               | \$88,435            |
| 544-001          | Southwest Aeronautics, Mathematics, and Science Academy | 07-843-0713 | \$168,119.45  | (\$37,660.19)            | \$130,459.26  | \$130,459.26  | \$168,120               | \$0.00               | (\$37,661)          |
| 530-001          | Southwest Preparatory Learning Center                   | 80-048-5851 | \$181,721.07  | \$41,717.43              | \$223,438.50  | \$223,438.50  | \$181,721               | \$0.00               | \$41,718            |
| 531-001          | Southwest Secondary Learning Center                     | 01-527-4280 | \$154,760.44  | (\$10,562.38)            | \$144,198.06  | \$144,198.06  | \$154,761               | \$0.00               | (\$10,563)          |
| 510-001          | Taos Academy  | 82-892-1473 | \$170,208.72  | \$18,650.14              | \$188,858.86  | \$188,858.86  | \$139,677               | \$4,468.41           | \$44,713            |
| 521-001          | Taos Integrated School of the Arts                      | 96-438-5533 | \$114,208.75  | \$90,347.76              | \$204,556.51  | \$204,556.51  | \$115,043               | \$105,210.13         | (\$15,697)          |
| 555-001          | Taos International Charter School                       | 07-960-9599 | \$288,768.47  | \$20,217.08              | \$308,985.55  | \$308,985.55  | \$288,768               | \$0.00               | \$20,218            |
| 536-001          | GREAT Academy (The)                                     | 96-808-3928 | \$155,663.49  | \$41,383.06              | \$197,046.55  | \$197,046.55  | \$155,663               | \$0.00               | \$41,384            |
| 518-001          | Tierra Adentro  | 96-238-6277 | \$316,077.75  | \$2,879.24               | \$318,956.99  | \$318,956.99  | \$316,078               | \$0.00               | \$2,879             |
| 565-001          | Tierra Encantada Charter School                         | 02-232-1650 | \$239,311.70  | \$9,907.25               | \$249,218.95  | \$249,218.95  | \$239,312               | \$0.00               | \$9,907             |
| 566-001          | Turquoise Trail Charter School                          | 87-629-5788 | \$410,078.78  | \$85,766.71              | \$495,845.49  | \$495,845.49  | \$410,078               | \$29,988.48          | \$55,779            |
| 552-001          | Walatowa High Charter School                            | 14-936-0864 | \$46,861.35   | \$3,453.23               | \$50,314.58   | \$50,314.58   | \$46,861                | \$0.00               | \$3,454             |

EXHIBIT A (24308 - FINAL FY21-22)



USDE\_Coronavirus Response & Relief Supplemental Appropriations ACT/ESSER II (24308) FINAL AWARD FY21-22

|                  |                        |        |                   | <i>Amount of federal funds obligated by this sub-award to subrecipient</i> | <i>Total amount of federal funds obligated to subrecipient including current financial obligation</i> | <i>Total amount of the federal award committed to subrecipient</i> |                         |                      |                     |
|------------------|------------------------|--------|-------------------|--|---|--|-------------------------|----------------------|---------------------|
| OBMS ENTITY CODE | LOCAL EDUCATION AGENCY | DUNS # | FY20-21 CARRYOVER | FY21-22 FINAL ALLOCATION   | FY20-21 CARRYOVER & FY21-22 FINAL ALLOCATION  | TOTAL AWARD TO SUBRECIPIENT  | FY21-22 APPROVED BUDGET | FY20-21 Expenditures | TOTAL AMOUNT TO BAR |
|                  |                        |        |                   |  |   |  |                         |                      |                     |
|                  | <b>GRAND TOTAL</b>     |        | \$ 363,905,149    | \$ 37,650,867  | \$ 401,556,016  | \$ 401,556,016   | \$ 379,625,008          | \$ 26,537,634        | \$ (4,606,626)      |