


EXHIBIT A (24308) FY21-22 Carryover



USDE_Coronavirus Response & Relief Supplemental Appropriations ACT/ESSER II (24308) FY21-22 Carryover

OBMS ENTITY CODE	LOCAL EDUCATION AGENCY	UEI #	Amount of federal funds obligated by this sub-award to subrecipient		Total amount of federal funds obligated to subrecipient including current financial obligation		Total amount of the federal award committed to subrecipient		FY21-22 EXPENDITURES	TOTAL AMOUNT TO BAR
			FY21-22 CARRYOVER	FY22-23 FINAL ALLOCATION	FY21-22 CARRYOVER & FY22-23 FINAL ALLOCATION	TOTAL AWARD TO SUBRECIPIENT	FY22-23 APPROVED BUDGET			
46	Alamogordo Public Schools	DGD9RLTTLRN5	\$ 2,193,730.33	\$ -	\$ 2,193,730.33	\$ 6,362,528	\$ 2,000,000	\$ 4,168,797	\$ 193,730	
1	Albuquerque Public Schools	RHSNF9JSGLJ5	\$ 58,093,078.94	\$ -	\$ 58,093,078.94	\$ 110,278,817	\$ 61,050,000	\$ 52,185,738	\$ (2,956,921)	
30	Animas Public Schools	GHDFJ5EYDGH4	\$ 157,781.18	\$ -	\$ 157,781.18	\$ 233,090	\$ 179,602	\$ 75,309	\$ (21,821)	
22	Artesia Public Schools	R163HN37CQB4	\$ 506,397.42	\$ -	\$ 506,397.42	\$ 2,468,240	\$ 554,411	\$ 1,961,843	\$ (48,014)	
64	Aztec Municipal Schools	CJ25J5KWVLJ5	\$ 812,405.97	\$ -	\$ 812,405.97	\$ 1,583,299	\$ 636,623	\$ 770,893	\$ 175,783	
87	Belen Consolidated Schools	GPVFNCQ5CAW7	\$ 2,907,527.96	\$ -	\$ 2,907,527.96	\$ 4,555,572	\$ 2,700,000	\$ 1,648,045	\$ 207,528	
61	Bernalillo Public Schools	QJQLCDZ32KM5	\$ 1,161,850.60	\$ -	\$ 1,161,850.60	\$ 3,107,244	\$ 1,295,440	\$ 1,945,394	\$ (133,589)	
66	Bloomfield Schools	YRPHM8YCN495	\$ 417,954.74	\$ -	\$ 417,954.74	\$ 3,100,823	\$ 547,000	\$ 2,682,868	\$ (129,045)	
40	Capitan Municipal Schools	PL4MS28VCSM6	\$ 560,963.48	\$ -	\$ 560,963.48	\$ 738,415	\$ -	\$ 177,451	\$ 560,963	
20	Carlsbad Municipal Schools	FLH1JLF6JL3	\$ 724,852.65	\$ -	\$ 724,852.65	\$ 4,010,385	\$ 160,000	\$ 3,285,532	\$ 564,853	
37	Carrizozo Municipal Schools	EU8CHANWG677	\$ 193,013.03	\$ -	\$ 193,013.03	\$ 357,871	\$ 27,428	\$ 164,858	\$ 165,585	
67	Central Consolidated Schools	CXQZVRZCCF41	\$ 3,402,200.10	\$ -	\$ 3,402,200.10	\$ 10,081,512	\$ 4,546,528	\$ 6,679,312	\$ (1,144,328)	
53	Chama Valley Independent Schools	PGGMA8XAW583	\$ 15,835.45	\$ -	\$ 15,835.45	\$ 307,474	\$ 12,474	\$ 291,638	\$ 3,361	
8	Cimarron Municipal Schools	CE7CGVFWPJM9	\$ 242,296.39	\$ -	\$ 242,296.39	\$ 431,196	\$ 256,406	\$ 188,900	\$ (14,110)	
84	Clayton Municipal Schools	SKJGSPT9K1B3	\$ 184,086.78	\$ -	\$ 184,086.78	\$ 517,342	\$ 270,425	\$ 333,255	\$ (86,338)	
48	Cloudcroft Municipal Schools	UA44RH8EGQH5	\$ 260,847.98	\$ -	\$ 260,847.98	\$ 594,558	\$ 262,034	\$ 333,710	\$ (1,186)	
12	Clovis Municipal Schools	RHLXA1JJC994	\$ 3,543,310.29	\$ -	\$ 3,543,310.29	\$ 7,874,499	\$ 3,691,142	\$ 4,331,189	\$ (147,832)	
24	Cobre Consolidated Schools	N276L1YAZL51	\$ 57,702.03	\$ -	\$ 57,702.03	\$ 1,424,818	\$ 126,606	\$ 1,367,116	\$ (68,904)	
38	Corona Public Schools	NJSZM4TL9AN7	\$ 0.01	\$ -	\$ 0.01	\$ 43,161	\$ 43,161	\$ 43,161	\$ (43,161)	
62	Cuba Independent Schools	MGPNE9CQBLN8	\$ 30,830.52	\$ -	\$ 30,830.52	\$ 2,422,489	\$ 30,831	\$ 2,391,659	\$ (0)	
42	Deming Public Schools	XPL2VUTAG733	\$ 2,833,446.27	\$ -	\$ 2,833,446.27	\$ 9,956,495	\$ 2,824,974	\$ 7,123,049	\$ 8,472	
85	Des Moines Municipal Schools	D9TGE4DT49F6	\$ 1,309.26	\$ -	\$ 1,309.26	\$ 106,074	\$ -	\$ 104,765	\$ 1,309	
6	Dexter Consolidated Schools	VVWVAJALJXRK6	\$ 169,143.04	\$ -	\$ 169,143.04	\$ 694,977	\$ 147,000	\$ 525,834	\$ 22,143	
60	Dora Consolidated Schools	LADBKDFNDG3	\$ 5,006.60	\$ -	\$ 5,006.60	\$ 108,382	\$ 5,007	\$ 103,375	\$ (0)	
54	Dulce Independent Schools	PQ2EJ5GKVRW3	\$ 269,287.35	\$ -	\$ 269,287.35	\$ 982,914	\$ 258,662	\$ 713,627	\$ 10,625	
58	Elida Municipal Schools	ZF7WQK38CB25	\$ 0.08	\$ -	\$ 0.08	\$ 40,834	\$ -	\$ 40,834	\$ 0	
55	Española Public Schools	UMKFJY7V6FX4	\$ 3,749,164.38	\$ -	\$ 3,749,164.38	\$ 5,852,777	\$ 4,211,722	\$ 2,103,613	\$ (462,558)	
80	Estancia Municipal Schools	F5TEUE2R44N4	\$ 43,252.77	\$ -	\$ 43,252.77	\$ 625,550	\$ -	\$ 582,297	\$ 43,253	
32	Eunice Public Schools	S64LAENRKJQ1	\$ 63,177.35	\$ -	\$ 63,177.35	\$ 635,065	\$ 25,622	\$ 571,887	\$ 37,555	
65	Farmington Municipal Schools	F9K3UXV5ARB1	\$ 501,958.76	\$ -	\$ 501,958.76	\$ 9,092,802	\$ -	\$ 8,590,843	\$ 501,959	
59	Floyd Municipal Schools	J53KJL51D5Q2	\$ 74,895.98	\$ -	\$ 74,895.98	\$ 103,722	\$ 74,956	\$ 28,826	\$ (60)	

EXHIBIT A (24308) FY21-22 Carryover



USDE_Coronavirus Response & Relief Supplemental Appropriations ACT/ESSER II (24308) FY21-22 Carryover

OBMS ENTITY CODE	LOCAL EDUCATION AGENCY	UEI #	Amount of federal funds obligated by this sub-award to subrecipient		Total amount of federal funds obligated to subrecipient including current financial obligation	Total amount of the federal award committed to subrecipient	FY22-23 APPROVED BUDGET	FY21-22 EXPENDITURES	TOTAL AMOUNT TO BAR
			FY21-22 CARRYOVER	FY22-23 FINAL ALLOCATION	FY21-22 CARRYOVER & FY22-23 FINAL ALLOCATION	TOTAL AWARD TO SUBRECIPIENT			
16	Fort Sumner Municipal Schools	N6DACNB83SX6	\$ 312,945.03	\$ -	\$ 312,945.03	\$ 474,675	\$ 154,212	\$ 161,730	\$ 158,733
19	Gadsden Independent Schools	HMQPC8FP4RA9	\$ 11,999,671.06	\$ -	\$ 11,999,671.06	\$ 32,093,703	\$ 5,967,072	\$ 20,094,032	\$ 6,032,599
43	Gallup-McKinley County Schools	MZC6N49RJK8	\$ 22,874,366.26	\$ -	\$ 22,874,366.26	\$ 30,395,003	\$ 23,718,202	\$ 7,520,636	\$ (843,836)
15	Grady Municipal Schools	TDGPD85NKCJ9	\$ 4,830.24	\$ -	\$ 4,830.24	\$ 4,830	\$ 4,830	\$ -	\$ 0
88	Grants/Cibola County Schools	DQ5UMG72D8C5	\$ 2,997,970.42	\$ -	\$ 2,997,970.42	\$ 6,748,932	\$ 1,303,601	\$ 3,750,961	\$ 1,694,369
5	Hagerman Municipal Schools	EYJ9VYLPDG5	\$ 279,652.88	\$ -	\$ 279,652.88	\$ 398,998	\$ 326,815	\$ 119,345	\$ (47,162)
18	Hatch Valley Public Schools	KZCMLFLXUKK3	\$ 1,426,857.84	\$ -	\$ 1,426,857.84	\$ 2,661,725	\$ 1,296,707	\$ 1,234,867	\$ 130,151
33	Hobbs Municipal Schools	FL57DGXM1HN9	\$ 4,235,172.89	\$ -	\$ 4,235,172.89	\$ 8,479,352	\$ 5,915,230	\$ 4,244,179	\$ (1,680,057)
39	Hondo Valley Public Schools	CMASDCM321H3	\$ 4,409.71	\$ -	\$ 4,409.71	\$ 155,833	\$ -	\$ 151,424	\$ 4,410
34	Jal Public Schools	K842RZQ9ME69	\$ 176,590.53	\$ -	\$ 176,590.53	\$ 291,370	\$ 170,000	\$ 114,780	\$ 6,591
56	Jemez Mountain Public Schools	D8KRZ72WNGH9	\$ 222,086.35	\$ -	\$ 222,086.35	\$ 606,497	\$ 206,497	\$ 384,411	\$ 15,589
63	Jemez Valley Public Schools	ZYDETYXRGNU1	\$ 460,627.80	\$ -	\$ 460,627.80	\$ 516,153	\$ 470,459	\$ 55,526	\$ (9,831)
7	Lake Arthur Municipal Schools	EHEPNH14M9U3	\$ 424.08	\$ -	\$ 424.08	\$ 118,668	\$ -	\$ 118,244	\$ 424
17	Las Cruces Public Schools	CBBMXTJKLLQ8	\$ 16,109,300.58	\$ -	\$ 16,109,300.58	\$ 30,676,885	\$ 14,548,787	\$ 14,567,584	\$ 1,560,514
69	Las Vegas City Public Schools	LJB2ZYDH1H8	\$ 1,035,143.01	\$ -	\$ 1,035,143.01	\$ 1,982,425	\$ 872,147	\$ 947,282	\$ 162,996
51	Logan Municipal Schools	VAFEH4LEWQF4	\$ 22,404.16	\$ -	\$ 22,404.16	\$ 137,900	\$ 22,404	\$ 115,496	\$ 0
29	Lordsburg Municipal Schools	HM7BSWJXWTM5	\$ 55,535.35	\$ -	\$ 55,535.35	\$ 836,505	\$ -	\$ 780,970	\$ 55,535
41	Los Alamos Public Schools	PJQFWJPMV9R7	\$ -	\$ -	\$ -	\$ 161,522	\$ -	\$ 161,522	\$ 0
86	Los Lunas Public Schools	C3K9JREQYGJ4	\$ 2,723,506.54	\$ -	\$ 2,723,506.54	\$ 6,865,801	\$ 2,506,533	\$ 4,142,295	\$ 216,974
21	Loving Municipal Schools	TNQXBN1K8AZ3	\$ 115,890.30	\$ -	\$ 115,890.30	\$ 264,043	\$ 195,941	\$ 148,153	\$ (80,051)
31	Lovington Municipal Schools	C8WLQGBRGJF8	\$ 324,891.04	\$ -	\$ 324,891.04	\$ 2,090,799	\$ 325,000	\$ 1,765,908	\$ (109)
75	Magdalena Municipal Schools	GAR2VNVQRFC4	\$ 478,170.93	\$ -	\$ 478,170.93	\$ 1,216,189	\$ 488,725	\$ 738,018	\$ (10,554)
11	Maxwell Municipal Schools	ZM4APJPB8A13	\$ -	\$ -	\$ -	\$ 84,431	\$ -	\$ 84,431	\$ (0)
14	Melrose Municipal Schools	FELYMPGSDKE5	\$ -	\$ -	\$ -	\$ 126,949	\$ -	\$ 126,949	\$ (0)
78	Mesa Vista Consolidated Schools	XV58NTBZLER3	\$ 69,329.29	\$ -	\$ 69,329.29	\$ 458,878	\$ 82,391	\$ 389,549	\$ (13,062)
44	Mora Independent Schools	CD1ZKEKL29M5	\$ 330,884.99	\$ -	\$ 330,884.99	\$ 439,028	\$ 299,098	\$ 108,143	\$ 31,787
81	Moriarty-Edgewood School District	MKL6AMGSVS95	\$ 394,299.97	\$ -	\$ 394,299.97	\$ 2,359,545	\$ 327,515	\$ 1,965,245	\$ 66,785
82	Mountainair Public Schools	L652ZDKDZLD1	\$ 429,251.04	\$ -	\$ 429,251.04	\$ 695,385	\$ 393,102	\$ 266,134	\$ 36,149
70	Pecos Independent School District	W1K6NKFLH7B1	\$ 294,813.21	\$ -	\$ 294,813.21	\$ 634,974	\$ 300,903	\$ 340,161	\$ (6,090)
77	Peñasco Independent Schools	LYBFHC93LVG6	\$ 459,401.87	\$ -	\$ 459,401.87	\$ 728,845	\$ -	\$ 269,443	\$ 459,402
72	Pojoaque Valley Public Schools	P5KAVKKRHMB5	\$ 155,768.58	\$ -	\$ 155,768.58	\$ 1,069,997	\$ 243,934	\$ 914,228	\$ (88,165)


EXHIBIT A (24308) FY21-22 Carryover



USDE_Coronavirus Response & Relief Supplemental Appropriations ACT/ESSER II (24308) FY21-22 Carryover

OBMS ENTITY CODE	LOCAL EDUCATION AGENCY	UEI #	Amount of federal funds obligated by this sub-award to subrecipient		Total amount of federal funds obligated to subrecipient including current financial obligation	Total amount of the federal award committed to subrecipient	FY22-23 APPROVED BUDGET	FY21-22 EXPENDITURES	TOTAL AMOUNT TO BAR
			FY21-22 CARRYOVER	FY22-23 FINAL ALLOCATION	FY21-22 CARRYOVER & FY22-23 FINAL ALLOCATION	TOTAL AWARD TO SUBRECIPIENT			
57	Portales Municipal Schools	PHAUQ2DZBFU1	\$ 630,471.97	\$ -	\$ 630,471.97	\$ 3,704,485	\$ 686,196	\$ 3,074,013	\$ (55,724)
3	Quemado Independent Schools	RSJPSF9DWYD3	\$ 368,479.44	\$ -	\$ 368,479.44	\$ 524,777	\$ 366,795	\$ 156,297	\$ 1,684
79	Questa Independent Schools	MNMYNK9YTD66	\$ 192,120.51	\$ -	\$ 192,120.51	\$ 582,282	\$ 149,776	\$ 390,161	\$ 42,345
9	Raton Public Schools	NMX9DKXL3N9	\$ 304,278.54	\$ -	\$ 304,278.54	\$ 1,085,221	\$ 377,220	\$ 780,943	\$ (72,941)
2	Reserve Independent Schools	PHSRMV4EG479	\$ 60,189.81	\$ -	\$ 60,189.81	\$ 262,039	\$ 60,679	\$ 201,850	\$ (489)
83	Rio Rancho Public Schools	HLMCBLZY6MY5	\$ 2,820,634.38	\$ -	\$ 2,820,634.38	\$ 7,601,405	\$ 2,310,761	\$ 4,780,770	\$ 509,873
4	Roswell Independent Schools	MAH8L9WC2YJ9	\$ 2,599,234.35	\$ -	\$ 2,599,234.35	\$ 10,920,056	\$ 1,913,959	\$ 8,320,822	\$ 685,275
27	Roy Municipal Schools	LHUQPPABYJN6	\$ -	\$ -	\$ -	\$ 4,018	\$ -	\$ 4,382	\$ (364)
36	Ruidoso Municipal Schools	SL6MEK736S11	\$ 925,917.67	\$ -	\$ 925,917.67	\$ 1,864,454	\$ 1,089,299	\$ 938,536	\$ (163,381)
52	San Jon Municipal Schools	HLQPGBVT3LD3	\$ 34,731.65	\$ -	\$ 34,731.65	\$ 103,108	\$ 38,487	\$ 68,376	\$ (3,755)
71	Santa Fe Public Schools	MGFPHU7UFLC4	\$ 854,397.18	\$ -	\$ 854,397.18	\$ 9,593,137	\$ -	\$ 8,738,740	\$ 854,397
25	Santa Rosa Consolidated Schools	ZCP4AULV5HA3	\$ 101,881.18	\$ -	\$ 101,881.18	\$ 720,069	\$ 101,425	\$ 618,188	\$ 456
23	Silver Consolidated School District	VLMFMX65NLJ4	\$ 172,703.10	\$ -	\$ 172,703.10	\$ 3,288,500	\$ -	\$ 3,115,797	\$ 172,703
74	Socorro Consolidated Schools	WKADYTEP8Q85	\$ 1,998,029.11	\$ -	\$ 1,998,029.11	\$ 3,215,601	\$ 1,212,511	\$ 1,217,572	\$ 785,518
10	Springer Municipal Schools	QJ1WG6ZWQNB7	\$ 25,284.59	\$ -	\$ 25,284.59	\$ 216,241	\$ 25,241	\$ 190,957	\$ 44
76	Taos Municipal Schools	GXFMLNAG5D56	\$ 1,415,053.67	\$ -	\$ 1,415,053.67	\$ 3,481,820	\$ 1,495,427	\$ 2,066,766	\$ (80,373)
35	Tatum Municipal Schools	H8DBJFPKR7E1	\$ 102,926.21	\$ -	\$ 102,926.21	\$ 204,686	\$ 113,200	\$ 101,760	\$ (10,274)
13	Texico Municipal Schools	HG6BHDCZNVH3	\$ 196,083.25	\$ -	\$ 196,083.25	\$ 554,560	\$ 195,531	\$ 358,477	\$ 552
73	Truth or Consequences Municipal Schools	LMJJJWCKJMP3	\$ 1,615,960.24	\$ -	\$ 1,615,960.24	\$ 2,563,467	\$ 1,507,905	\$ 947,506	\$ 108,055
49	Tucumcari Public Schools	EHWCVKKVPQA5	\$ 789,374.27	\$ -	\$ 789,374.27	\$ 1,871,241	\$ 847,325	\$ 1,081,867	\$ (57,951)
47	Tularosa Municipal Schools	NPP3J8DJM3K3	\$ 741,795.57	\$ -	\$ 741,795.57	\$ 1,847,514	\$ 545,750	\$ 1,105,719	\$ 196,046
26	Vaughn Municipal Schools	DJZAMJ963WZ4	\$ 7,819.05	\$ -	\$ 7,819.05	\$ 113,204	\$ -	\$ 105,385	\$ 7,819
45	Wagon Mound Public Schools	GLY9SSWB74A3	\$ 190,755.02	\$ -	\$ 190,755.02	\$ 415,642	\$ 139,367	\$ 224,887	\$ 51,388
68	West Las Vegas Public Schools	JLANMKASDL69	\$ 898,144.68	\$ -	\$ 898,144.68	\$ 3,089,958	\$ 923,845	\$ 2,191,814	\$ (25,700)
89	Zuni Public School District	XU9NS37898M4	\$ 582,396.84	\$ -	\$ 582,396.84	\$ 3,697,823	\$ 505,322	\$ 582,397	\$ 2,610,104
STATE CHARTERS									
580-001	21st Century Public Academy	TMY5QTLRR8V1	\$ 223,973.78	\$ -	\$ 223,973.78	\$ 365,888	\$ 160,787	\$ 141,914	\$ 63,187
579-001	ACES Technical Charter School	CVFEQ5MQ26V7	\$ -	\$ -	\$ -	\$ 78,776	\$ -	\$ 78,776	\$ 0
528-001	Albuquerque Bilingual Academy	N1YCEGJGSJ69	\$ 414,473.91	\$ -	\$ 414,473.91	\$ 614,524	\$ 356,617	\$ 200,050	\$ 57,857
574-001	Albuquerque Collegiate Charter School	CH65KADW1N29	\$ 175,887.37	\$ -	\$ 175,887.37	\$ 244,974	\$ 149,973	\$ 69,087	\$ 25,914
524-001	AIMS @ UNM	JESBYAJUGH55	\$ 33,110.15	\$ -	\$ 33,110.15	\$ 106,261	\$ 31,003	\$ 73,151	\$ 2,107


EXHIBIT A (24308) FY21-22 Carryover



USDE_Coronavirus Response & Relief Supplemental Appropriations ACT/ESSER II (24308) FY21-22 Carryover

OBMS ENTITY CODE	LOCAL EDUCATION AGENCY	UEI #	Amount of federal funds obligated by this sub-award to subrecipient		Total amount of federal funds obligated to subrecipient including current financial obligation		Total amount of the federal award committed to subrecipient		FY21-22 EXPENDITURES	TOTAL AMOUNT TO BAR
			FY21-22 CARRYOVER	FY22-23 FINAL ALLOCATION	FY21-22 CARRYOVER & FY22-23 FINAL ALLOCATION	TOTAL AWARD TO SUBRECIPIENT	FY22-23 APPROVED BUDGET			
516-001	Albuquerque School of Excellence	K2PNAF1FMK27	\$ 885,002.51	\$ -	\$ 885,002.51	\$ 1,163,253	\$ 367,423	\$ 278,250	\$ 517,580	
517-001	Albuquerque Sign Language Academy (The)	QT5SEMNS7VE7	\$ 152,165.24	\$ -	\$ 152,165.24	\$ 159,717	\$ 115,035	\$ 7,552	\$ 37,130	
532-001	Aldo Leopold High School	U72RT1D298F4	\$ 14,084.93	\$ -	\$ 14,084.93	\$ 165,016	\$ 50,000	\$ 150,931	\$ (35,915)	
511-001	Alma d' arte Charter High School	Q22NV9GL3F19	\$ 44,364.02	\$ -	\$ 44,364.02	\$ 190,773	\$ 14,325	\$ 146,409	\$ 30,039	
575-001	Altura Preparatory School	JDPMEJPNHWJ1	\$ 41,067.48	\$ -	\$ 41,067.48	\$ 163,066	\$ -	\$ 121,998	\$ 41,067	
525-001	Amy Biehl Charter High School	F2F8MLNJXUC7	\$ 152,116.68	\$ -	\$ 152,116.68	\$ 266,121	\$ 99,677	\$ 114,004	\$ 52,440	
520-001	ASK Academy (The)	GRJ6QZLK9EK8	\$ 31,008.54	\$ -	\$ 31,008.54	\$ 128,477	\$ -	\$ 97,469	\$ 31,009	
512-001	Cesar Chavez Community School	M89CJESJ63K5	\$ 232,548.73	\$ -	\$ 232,548.73	\$ 322,024	\$ 228,367	\$ 89,476	\$ 4,182	
562-001	Dzit Dit Lool School of Empowerment, Action and Perseverance	CLKJX6KE5GM4	\$ 26,374.98	\$ -	\$ 26,374.98	\$ 111,838	\$ -	\$ 85,464	\$ 26,375	
550-001	Estancia Valley Classical Academy	RARRGG8EJ327	\$ 92,091.61	\$ -	\$ 92,091.61	\$ 311,611	\$ -	\$ 219,520	\$ 92,092	
557-001	Explore Academy	WEJ3ECH5P8D5	\$ 210,789.58	\$ -	\$ 210,789.58	\$ 476,667	\$ 210,572	\$ 265,877	\$ 218	
581-001	Explore Academy - Las Cruces	C4AKEYECETH7	\$ -	\$ -	\$ -	\$ 100,277	\$ -	\$ 100,277	\$ (0)	
503-001	Horizon Academy West	KWJ7ZX9KPUW3	\$ -	\$ -	\$ -	\$ 407,916	\$ -	\$ 407,916	\$ (0)	
573-001	Hózhó Academy	ZP2TF8RAKL48	\$ 244,639.42	\$ -	\$ 244,639.42	\$ 697,048	\$ 103,027	\$ 452,409	\$ 141,612	
535-001	J. Paul Taylor Academy	SF24Z81T6J31	\$ 8,286.58	\$ -	\$ 8,286.58	\$ 142,851	\$ 5,336	\$ 134,564	\$ 2,951	
560-001	La Academia Dolores Huerta	LDXMLL97LKF1	\$ 7,759.60	\$ -	\$ 7,759.60	\$ 143,023	\$ 5,000	\$ 135,264	\$ 2,760	
546-001	La Tierra Montessori School of the Arts and Sciences	JS1SKEZFHM1	\$ -	\$ -	\$ -	\$ 74,609	\$ -	\$ 107,167	\$ (32,557)	
567-001	Las Montañas Charter School	FWLSKPN75P27	\$ 183,361.33	\$ -	\$ 183,361.33	\$ 289,239	\$ -	\$ 105,877	\$ 183,361	
547-001	McCurdy Charter School	M9X9GN9JNNB5	\$ 177,443.60	\$ -	\$ 177,443.60	\$ 450,035	\$ 141,525	\$ 272,591	\$ 35,919	
501-001	Media Arts Collaborative Charter School	FGDRPNXN8UQ7	\$ 94,742.32	\$ -	\$ 94,742.32	\$ 250,718	\$ 58,481	\$ 155,975	\$ 36,261	
578-001	Middle College High School	LYCFS2WXPQ3	\$ 140,080.92	\$ -	\$ 140,080.92	\$ 140,081	\$ 140,081	\$ -	\$ (0)	
542-001	Mission Achievement and Success Charter School	HVRFS8K3J5R8	\$ 1,455,617.76	\$ -	\$ 1,455,617.76	\$ 3,149,250	\$ 1,816,744	\$ 1,693,632	\$ (361,126)	
564-001	Monte del Sol Charter School	JLQBBQ6ZZS93	\$ 99,509.96	\$ -	\$ 99,509.96	\$ 223,723	\$ 66,088	\$ 124,214	\$ 33,422	
529-001	Montessori Elementary School (The)	R31LVW4EY7G2	\$ 77,460.10	\$ -	\$ 77,460.10	\$ 209,207	\$ 77,460	\$ 131,747	\$ 0	
549-001	New America School of Las Cruces	FMP4UNLQU286	\$ 126,761.06	\$ -	\$ 126,761.06	\$ 187,051	\$ 145,989	\$ 60,290	\$ (19,228)	
554-001	New Mexico Connections Academy	L5LTKFTYMM61	\$ 233,571.16	\$ -	\$ 233,571.16	\$ 1,107,739	\$ -	\$ 874,168	\$ 233,571	
509-001	New Mexico School for the Arts	H9E9JJBLSMM5	\$ 33,101.60	\$ -	\$ 33,101.60	\$ 94,583	\$ 33,098	\$ 61,482	\$ 4	
504-001	North Valley Academy	ST3GNJU3JY5	\$ 322,525.98	\$ -	\$ 322,525.98	\$ 595,549	\$ 262,846	\$ 273,023	\$ 59,680	
577-001	Raices del Saber Xinachtli Community School	U3CMKJ2HEP65	\$ 133,209.67	\$ -	\$ 133,209.67	\$ 146,911	\$ 29,103	\$ 13,701	\$ 104,107	
539-001	Red River Valley Charter School	GJ9WCNDXZJA6	\$ 71,256.70	\$ -	\$ 71,256.70	\$ 157,363	\$ 26,660	\$ 86,106	\$ 44,597	
570-001	Roots and Wings Community School	LYQAXV8YCNL5	\$ 41,224.99	\$ -	\$ 41,224.99	\$ 54,719	\$ 40,809	\$ 13,494	\$ 416	

EXHIBIT A (24308) FY21-22 Carryover



USDE_Coronavirus Response & Relief Supplemental Appropriations ACT/ESSER II (24308) FY21-22 Carryover

OBMS ENTITY CODE	LOCAL EDUCATION AGENCY	UEI #	Amount of federal funds obligated by this sub-award to subrecipient		Total amount of federal funds obligated to subrecipient including current financial obligation		Total amount of the federal award committed to subrecipient		FY21-22 EXPENDITURES	TOTAL AMOUNT TO BAR
			FY21-22 CARRYOVER	FY22-23 FINAL ALLOCATION	FY21-22 CARRYOVER & FY22-23 FINAL ALLOCATION	TOTAL AWARD TO SUBRECIPIENT	FY22-23 APPROVED BUDGET			
563-001	Sandoval Academy of Bilingual Education	CPWDBX87R7S5	\$ 73,998.57	\$ -	\$ 73,998.57	\$ 172,357	\$ -	\$ 98,358	\$ 73,999	
505-001	School of Dreams Academy	XS13KKJ34R86	\$ 1.12	\$ -	\$ 1.12	\$ 414,705	\$ -	\$ 414,704	\$ 1	
568-001	Six Directions Indigenous Charter School	KFYJG4K8ZMC4	\$ 54,582.27	\$ -	\$ 54,582.27	\$ 130,842	\$ 29,029	\$ 76,259	\$ 25,553	
576-001	Solare Collegiate Charter School	ZB1STNXGP567	\$ 435,926.33	\$ -	\$ 435,926.33	\$ 520,564	\$ 430,000	\$ 84,638	\$ 5,926	
515-001	South Valley Preparatory School	WKLRQ6WJFUQ5	\$ 103,949.41	\$ -	\$ 103,949.41	\$ 320,720	\$ 66,770	\$ 216,771	\$ 37,179	
544-001	Southwest Aeronautics, Mathematics, and Science Academy	E21FVZNRUR5	\$ 117,193.43	\$ -	\$ 117,193.43	\$ 130,459	\$ 111,512	\$ 13,266	\$ 5,681	
530-001	Southwest Preparatory Learning Center	UDDKJCVZXA4	\$ 84,907.09	\$ -	\$ 84,907.09	\$ 223,439	\$ 78,619	\$ 138,531	\$ 6,288	
531-001	Southwest Secondary Learning Center	J8MCWUYXXVN7	\$ 46,308.49	\$ -	\$ 46,308.49	\$ 144,198	\$ 46,246	\$ 97,890	\$ 62	
510-001	Taos Academy	LBW4T1KCJ2Y8	\$ 48,634.55	\$ -	\$ 48,634.55	\$ 188,859	\$ 164,077	\$ 140,224	\$ (115,442)	
521-001	Taos Integrated School of the Arts	U2RKZ3ZCGQQ9	\$ -	\$ -	\$ -	\$ 204,557	\$ -	\$ 204,557	\$ 0	
555-001	Taos International Charter School	C1GXNKKEQ5J4	\$ 128,114.41	\$ -	\$ 128,114.41	\$ 308,986	\$ 127,168	\$ 180,871	\$ 946	
536-001	GREAT Academy (The)	SS8MM7XBQVE1	\$ 60,693.80	\$ -	\$ 60,693.80	\$ 197,047	\$ 30,000	\$ 136,353	\$ 30,694	
518-001	Tierra Adentro	R5NKMW6NWLZ3	\$ 15,570.95	\$ -	\$ 15,570.95	\$ 318,957	\$ 14,372	\$ 303,386	\$ 1,199	
565-001	Tierra Encantada Charter School	KRK7BW94TUN4	\$ 27,579.89	\$ -	\$ 27,579.89	\$ 249,219	\$ 2,768	\$ 221,639	\$ 24,812	
566-001	Turquoise Trail Charter School	J7KQPXL6M2K9	\$ 147,637.98	\$ -	\$ 147,637.98	\$ 495,845	\$ 88,865	\$ 348,208	\$ 58,773	
552-001	Walatowa High Charter School	JJDLVLMJVK7	\$ 30,798.83	\$ -	\$ 30,798.83	\$ 50,315	\$ 36,669	\$ 19,516	\$ (5,870)	
	GRAND TOTAL		\$ 176,355,675	\$ -	\$ 176,355,675	\$ 401,556,016	\$ 166,646,301	\$ 222,700,234	\$ 12,209,481	