



EXHIBIT A (24330 - FINAL FY22-23)



USDE - American Rescue Plan Act_ESSER III (24330) FINAL AWARD FY22-23

OBMS ENTITY CODE	LOCAL EDUCATION AGENCY	UEI #	FY21-22 CARRYOVER	FY22-23 FINAL ALLOCATION	FY21-22 CARRYOVER & FY22-23 FINAL ALLOCATION	TOTAL AWARD TO SUBRECIPIENT	FY22-23 APPROVED BUDGET	FY21-22 EXPENDITURES	TOTAL AMOUNT TO BAR
46	Alamogordo Public Schools	DGD9RLTTLRN5	\$ 13,481,847.92	\$ -	\$ 13,481,847.92	\$ 13,971,615	\$ 13,288,645	\$ 489,767	\$ 193,203
1	Albuquerque Public Schools	RHSNF9JSGJL5	\$ 232,812,852.24	\$ -	\$ 232,812,852.24	\$ 242,163,694	\$ 219,529,286	\$ 9,350,841	\$ 13,283,567
30	Animas Public Schools	GHDFJ5EYDGH4	\$ 511,847.91	\$ -	\$ 511,847.91	\$ 511,848	\$ 486,827	\$ -	\$ 25,021
22	Artesia Public Schools	R163HN37CQB4	\$ 4,058,508.24	\$ -	\$ 4,058,508.24	\$ 5,420,063	\$ 3,861,425	\$ 1,361,555	\$ 197,083
64	Aztec Municipal Schools	CJ25J5KWVLJ5	\$ 3,308,201.40	\$ -	\$ 3,308,201.40	\$ 3,476,801	\$ 2,929,756	\$ 168,600	\$ 378,445
87	Belen Consolidated Schools	GPVFNCQ5CAW7	\$ 8,697,556.92	\$ -	\$ 8,697,556.92	\$ 10,003,682	\$ 7,000,000	\$ 1,306,125	\$ 1,697,557
61	Bernalillo Public Schools	QJQLCDZ32KM5	\$ 6,511,498.70	\$ -	\$ 6,511,498.70	\$ 6,823,267	\$ 6,133,767	\$ 311,768	\$ 377,732
66	Bloomfield Schools	YRPHM8YCN495	\$ 6,596,037.55	\$ -	\$ 6,596,037.55	\$ 6,809,165	\$ 6,190,108	\$ 213,127	\$ 405,930
40	Capitan Municipal Schools	PL4MS28VCSM6	\$ 1,486,485.13	\$ -	\$ 1,486,485.13	\$ 1,621,502	\$ 1,443,728	\$ 135,017	\$ 42,757
20	Carlsbad Municipal Schools	FLH1JLF6JLJ3	\$ 8,377,145.11	\$ -	\$ 8,377,145.11	\$ 8,806,493	\$ 7,255,903	\$ 429,348	\$ 1,121,242
37	Carrizozo Municipal Schools	EU8CHANWG677	\$ 722,676.68	\$ -	\$ 722,676.68	\$ 785,858	\$ 725,030	\$ 63,181	\$ (2,353)
67	Central Consolidated Schools	CXQZVRZCCF41	\$ 21,820,222.01	\$ -	\$ 21,820,222.01	\$ 22,138,216	\$ 20,703,470	\$ 317,994	\$ 1,116,752
53	Chama Valley Independent Schools	PGGMA8XAW583	\$ 591,743.96	\$ -	\$ 591,743.96	\$ 675,188	\$ 583,148	\$ 83,444	\$ 8,596
8	Cimarron Municipal Schools	CE7CGVFWPJM9	\$ 806,106.05	\$ -	\$ 806,106.05	\$ 946,874	\$ 788,430	\$ 140,767	\$ 17,676
84	Clayton Municipal Schools	SKJGSPT9K1B3	\$ 1,003,063.19	\$ -	\$ 1,003,063.19	\$ 1,136,043	\$ 982,544	\$ 132,980	\$ 20,519
48	Cloudcroft Municipal Schools	UA44RH8EGQH5	\$ 541,930.35	\$ -	\$ 541,930.35	\$ 1,305,603	\$ 702,872	\$ 763,672	\$ (160,942)
12	Clovis Municipal Schools	RHLXA1JJC994	\$ 15,646,762.46	\$ -	\$ 15,646,762.46	\$ 17,291,786	\$ 14,606,150	\$ 1,645,024	\$ 1,040,612
24	Cobre Consolidated Schools	N276L1YAZL51	\$ 2,791,949.86	\$ -	\$ 2,791,949.86	\$ 3,128,789	\$ 2,592,590	\$ 336,839	\$ 199,360
38	Corona Public Schools	NJSZM4TL9AN7	\$ 94,778.21	\$ -	\$ 94,778.21	\$ 94,778	\$ -	\$ -	\$ 94,778
62	Cuba Independent Schools	MGPNE9CQBLN8	\$ 3,849,544.92	\$ -	\$ 3,849,544.92	\$ 5,319,597	\$ 1,882,580	\$ 1,470,053	\$ 1,966,965
42	Deming Public Schools	XPL2VUTAG733	\$ 21,863,687.20	\$ -	\$ 21,863,687.20	\$ 21,863,687	\$ 20,794,931	\$ -	\$ 1,068,756
85	Des Moines Municipal Schools	D9TGE4DT49F6	\$ 228,719.72	\$ -	\$ 228,719.72	\$ 232,931	\$ 198,248	\$ 4,211	\$ 30,472
6	Dexter Consolidated Schools	VWWAJALJXRK6	\$ 1,525,631.39	\$ -	\$ 1,525,631.39	\$ 1,526,115	\$ 1,449,014	\$ 484	\$ 76,617
60	Dora Consolidated Schools	LADBKDFHNDG3	\$ 229,519.60	\$ -	\$ 229,519.60	\$ 237,998	\$ 227,997	\$ 8,478	\$ 1,523
54	Dulce Independent Schools	PQ2EJ5GKVRW3	\$ 2,083,309.24	\$ -	\$ 2,083,309.24	\$ 2,158,403	\$ 1,803,668	\$ 75,093	\$ 279,641
58	Elida Municipal Schools	ZF7WQK38CB25	\$ 67,115.07	\$ -	\$ 67,115.07	\$ 89,668	\$ 64,354	\$ 22,553	\$ 2,761
55	Española Public Schools	UMKFJY7V6FX4	\$ 12,852,242.53	\$ -	\$ 12,852,242.53	\$ 12,852,243	\$ 12,223,990	\$ -	\$ 628,253
80	Estancia Municipal Schools	F5TEUE2R44N4	\$ 719,783.71	\$ -	\$ 719,783.71	\$ 1,373,660	\$ -	\$ 653,876	\$ 719,784
32	Eunice Public Schools	S64LAENRKJQ1	\$ 1,267,718.35	\$ -	\$ 1,267,718.35	\$ 1,394,553	\$ 1,184,423	\$ 126,834	\$ 83,295


EXHIBIT A (24330 - FINAL FY22-23)



USDE - American Rescue Plan Act_ESSER III (24330) FINAL AWARD FY22-23

				Amount of federal funds obligated by this sub-award to subrecipient	Total amount of federal funds obligated to subrecipient including current financial obligation	Total amount of the federal award committed to subrecipient			
OBMS ENTITY CODE	LOCAL EDUCATION AGENCY	UEI #	FY21-22 CARRYOVER	FY22-23 FINAL ALLOCATION	FY21-22 CARRYOVER & FY22-23 FINAL ALLOCATION	TOTAL AWARD TO SUBRECIPIENT	FY22-23 APPROVED BUDGET	FY21-22 EXPENDITURES	TOTAL AMOUNT TO BAR
65	Farmington Municipal Schools	F9K3UXV5ARB1	\$ 19,465,475.46	\$ -	\$ 19,465,475.46	\$ 19,967,085	\$ 18,991,040	\$ 501,609	\$ 474,435
59	Floyd Municipal Schools	J53KJL51D5Q2	\$ 227,764.51	\$ -	\$ 227,764.51	\$ 227,765	\$ 202,590	\$ -	\$ 25,175
16	Fort Sumner Municipal Schools	N6DACNB83SX6	\$ 1,042,348.85	\$ -	\$ 1,042,348.85	\$ 1,042,349	\$ 796,019	\$ -	\$ 246,330
19	Gadsden Independent Schools	HMQPC8FP4RA9	\$ 70,475,271.64	\$ -	\$ 70,475,271.64	\$ 70,475,272	\$ 67,030,249	\$ -	\$ 3,445,023
43	Gallup-McKinley County Schools	MZC6N49RJKA8	\$ 52,743,972.98	\$ -	\$ 52,743,972.98	\$ 66,745,059	\$ 54,228,651	\$ 14,001,086	\$ (1,484,678)
15	Grady Municipal Schools	TDGPD85NKCJ9	\$ 518.83	\$ -	\$ 518.83	\$ 10,607	\$ -	\$ 10,088	\$ 519
88	Grants/Cibola County Schools	DQ5UMG72D8C5	\$ 14,762,492.32	\$ -	\$ 14,762,492.32	\$ 14,820,129	\$ 14,016,767	\$ 57,636	\$ 745,725
5	Hagerman Municipal Schools	EYJ9VYLPDG5	\$ 801,587.33	\$ -	\$ 801,587.33	\$ 876,168	\$ 664,758	\$ 74,581	\$ 136,829
18	Hatch Valley Public Schools	KZCMLFLXUKK3	\$ 4,521,572.85	\$ -	\$ 4,521,572.85	\$ 5,844,940	\$ 4,557,468	\$ 1,323,367	\$ (35,895)
33	Hobbs Municipal Schools	FL57DGXM1HN9	\$ 13,422,303.86	\$ -	\$ 13,422,303.86	\$ 18,619,996	\$ 8,562,297	\$ 5,197,692	\$ 4,860,007
39	Hondo Valley Public Schools	CMASDCM321H3	\$ 177,755.46	\$ -	\$ 177,755.46	\$ 342,198	\$ 169,939	\$ 164,443	\$ 7,816
34	Jal Public Schools	K842RZQ9ME69	\$ 496,215.15	\$ -	\$ 496,215.15	\$ 639,826	\$ 400,000	\$ 143,611	\$ 96,215
56	Jemez Mountain Public Schools	D8KRZ72WNGH9	\$ 1,331,820.59	\$ -	\$ 1,331,820.59	\$ 1,331,821	\$ 844,478	\$ -	\$ 487,343
63	Jemez Valley Public Schools	ZYDETYXRGNU1	\$ 1,133,432.87	\$ -	\$ 1,133,432.87	\$ 1,133,433	\$ 1,078,028	\$ -	\$ 55,405
7	Lake Arthur Municipal Schools	EHEPNH14M9U3	\$ 248,793.93	\$ -	\$ 248,793.93	\$ 260,586	\$ 37,777	\$ 11,792	\$ 211,017
17	Las Cruces Public Schools	CBBMXTJKLLQ8	\$ 65,815,030.19	\$ -	\$ 65,815,030.19	\$ 67,364,050	\$ 59,000,000	\$ 1,549,019	\$ 6,815,030
69	Las Vegas City Public Schools	LJB2ZXYDH1H8	\$ 2,550,892.59	\$ -	\$ 2,550,892.59	\$ 4,353,252	\$ 2,108,358	\$ 1,802,359	\$ 442,535
51	Logan Municipal Schools	VAFEH4LEWQF4	\$ 223,589.82	\$ -	\$ 223,589.82	\$ 302,817	\$ 176,911	\$ 79,227	\$ 46,679
29	Lordsburg Municipal Schools	HM7BSWJXWTM5	\$ 1,463,778.61	\$ -	\$ 1,463,778.61	\$ 1,836,900	\$ 1,384,073	\$ 373,121	\$ 79,706
41	Los Alamos Public Schools	PJQFWJPMV9R7	\$ 174,068.98	\$ -	\$ 174,068.98	\$ 354,689	\$ -	\$ 180,620	\$ 174,069
86	Los Lunas Public Schools	C3K9JREQYGJ4	\$ 14,371,624.69	\$ -	\$ 14,371,624.69	\$ 15,076,765	\$ 12,848,324	\$ 705,140	\$ 1,523,301
21	Loving Municipal Schools	TNQXBN1K8AZ3	\$ 579,817.84	\$ -	\$ 579,817.84	\$ 579,818	\$ 551,475	\$ -	\$ 28,343
31	Lovington Municipal Schools	C8WLQGBRGJF8	\$ 3,003,312.18	\$ -	\$ 3,003,312.18	\$ 4,591,231	\$ 2,533,655	\$ 1,587,919	\$ 469,657
75	Magdalena Municipal Schools	GAR2VNVQRFC4	\$ 1,811,134.76	\$ -	\$ 1,811,134.76	\$ 2,670,655	\$ 992,800	\$ 859,521	\$ 818,335
11	Maxwell Municipal Schools	ZM4APJPB8A13	\$ 113,319.93	\$ -	\$ 113,319.93	\$ 185,403	\$ 104,584	\$ 72,083	\$ 8,736
14	Melrose Municipal Schools	FELYMPGSDKE5	\$ 60,790.55	\$ -	\$ 60,790.55	\$ 278,769	\$ -	\$ 217,979	\$ 60,791
78	Mesa Vista Consolidated Schools	XV58NTBZLER3	\$ 965,050.77	\$ -	\$ 965,050.77	\$ 1,007,661	\$ 708,993	\$ 42,610	\$ 256,058
44	Mora Independent Schools	CD1ZKEKL29M5	\$ 807,605.85	\$ -	\$ 807,605.85	\$ 964,071	\$ 830,355	\$ 156,466	\$ (22,749)
81	Moriarty-Edgewood School District	MKL6AMGSVS95	\$ 4,583,400.11	\$ -	\$ 4,583,400.11	\$ 5,181,377	\$ 4,365,182	\$ 597,976	\$ 218,218


EXHIBIT A (24330 - FINAL FY22-23)



USDE - American Rescue Plan Act_ESSER III (24330) FINAL AWARD FY22-23

				Amount of federal funds obligated by this sub-award to subrecipient	Total amount of federal funds obligated to subrecipient including current financial obligation	Total amount of the federal award committed to subrecipient			
OBMS ENTITY CODE	LOCAL EDUCATION AGENCY	UEI #	FY21-22 CARRYOVER	FY22-23 FINAL ALLOCATION	FY21-22 CARRYOVER & FY22-23 FINAL ALLOCATION	TOTAL AWARD TO SUBRECIPIENT	FY22-23 APPROVED BUDGET	FY21-22 EXPENDITURES	TOTAL AMOUNT TO BAR
82	Mountainair Public Schools	L652ZDKDZLD1	\$ 1,397,891.10	\$ -	\$ 1,397,891.10	\$ 1,527,011	\$ 1,352,851	\$ 129,120	\$ 45,040
70	Pecos Independent School District	W1K6NKFLH7B1	\$ 1,213,465.25	\$ -	\$ 1,213,465.25	\$ 1,394,354	\$ 1,149,831	\$ 180,888	\$ 63,634
77	Peñasco Independent Schools	LYBFHC93LVG6	\$ 1,455,135.46	\$ -	\$ 1,455,135.46	\$ 1,600,486	\$ 865,116	\$ 145,351	\$ 590,019
72	Pojoaque Valley Public Schools	P5KAVKKRHMB5	\$ 2,349,629.74	\$ -	\$ 2,349,629.74	\$ 2,349,630	\$ -	\$ -	\$ 2,349,630
57	Portales Municipal Schools	PHAUQ2DZBFU1	\$ 7,338,138.65	\$ -	\$ 7,338,138.65	\$ 8,134,761	\$ 6,844,809	\$ 796,622	\$ 493,330
3	Quemado Independent Schools	RSJPSF9DWYD3	\$ 1,053,817.96	\$ -	\$ 1,053,817.96	\$ 1,152,369	\$ 721,616	\$ 98,551	\$ 332,202
79	Questa Independent Schools	MNMYNK9YTD66	\$ 1,249,698.63	\$ -	\$ 1,249,698.63	\$ 1,278,645	\$ 1,216,142	\$ 28,947	\$ 33,557
9	Raton Public Schools	NMX9DKXLT3N9	\$ 2,350,618.95	\$ -	\$ 2,350,618.95	\$ 2,383,061	\$ 2,254,035	\$ 32,442	\$ 96,584
2	Reserve Independent Schools	PHSRMV4EG479	\$ 554,729.13	\$ -	\$ 554,729.13	\$ 575,418	\$ 526,601	\$ 20,689	\$ 28,128
83	Rio Rancho Public Schools	HLMCBLZY6MY5	\$ 16,690,409.10	\$ -	\$ 16,690,409.10	\$ 16,692,093	\$ 15,876,138	\$ 1,684	\$ 814,271
4	Roswell Independent Schools	MAH8L9WC2YJ9	\$ 22,622,647.77	\$ -	\$ 22,622,647.77	\$ 23,979,594	\$ 20,086,505	\$ 1,356,946	\$ 2,536,143
27	Roy Municipal Schools	LHUQPPABYJN6	\$ 8,822.27	\$ -	\$ 8,822.27	\$ 8,822	\$ -	\$ -	\$ 8,822
36	Ruidoso Municipal Schools	SL6MEK736S11	\$ 3,967,781.54	\$ -	\$ 3,967,781.54	\$ 4,094,195	\$ 3,778,559	\$ 126,413	\$ 189,223
52	San Jon Municipal Schools	HLQPGBVT3LD3	\$ 186,504.90	\$ -	\$ 186,504.90	\$ 226,416	\$ 175,437	\$ 39,912	\$ 11,068
71	Santa Fe Public Schools	MGFPHU7UFLC4	\$ 17,269,010.54	\$ -	\$ 17,269,010.54	\$ 21,065,782	\$ 20,371,211	\$ 3,796,772	\$ (3,102,200)
25	Santa Rosa Consolidated Schools	ZCP4AULV5HA3	\$ 1,514,853.30	\$ -	\$ 1,514,853.30	\$ 1,581,216	\$ 1,441,301	\$ 66,363	\$ 73,552
23	Silver Consolidated School District	VLMFMX65NLJ4	\$ 7,155,202.48	\$ -	\$ 7,155,202.48	\$ 7,221,289	\$ 6,868,293	\$ 66,087	\$ 286,909
74	Socorro Consolidated Schools	WKADYTEP8Q85	\$ 5,493,940.19	\$ -	\$ 5,493,940.19	\$ 7,061,209	\$ 2,634,734	\$ 1,567,269	\$ 2,859,206
10	Springer Municipal Schools	QJ1WG6ZWQNB7	\$ 397,140.90	\$ -	\$ 397,140.90	\$ 474,849	\$ 368,137	\$ 77,708	\$ 29,004
76	Taos Municipal Schools	GXFMLNAG5D56	\$ 7,388,173.61	\$ -	\$ 7,388,173.61	\$ 7,645,805	\$ 7,268,358	\$ 257,632	\$ 119,816
35	Tatum Municipal Schools	H8DBJFPKR7E1	\$ 371,827.12	\$ -	\$ 371,827.12	\$ 449,474	\$ 321,515	\$ 77,647	\$ 50,312
13	Texico Municipal Schools	HG6BHDCZNVH3	\$ 880,479.36	\$ -	\$ 880,479.36	\$ 1,217,771	\$ 881,132	\$ 337,292	\$ (653)
73	Truth or Consequences Municipal Schools	LMJJWCKJMP3	\$ 5,284,974.01	\$ -	\$ 5,284,974.01	\$ 5,629,173	\$ 4,419,809	\$ 344,199	\$ 865,165
49	Tucumcari Public Schools	EHWCVKKVPQA5	\$ 3,869,026.90	\$ -	\$ 3,869,026.90	\$ 4,109,100	\$ 3,658,236	\$ 240,073	\$ 210,791
47	Tularosa Municipal Schools	NPP3J8DJM3K3	\$ 3,889,028.68	\$ -	\$ 3,889,028.68	\$ 4,056,998	\$ 3,600,000	\$ 167,969	\$ 289,029
26	Vaughn Municipal Schools	DJZAMJ963WZ4	\$ 240,527.84	\$ -	\$ 240,527.84	\$ 248,586	\$ -	\$ 8,058	\$ 240,528
45	Wagon Mound Public Schools	GLY9SSWB74A3	\$ 912,716.75	\$ -	\$ 912,716.75	\$ 912,717	\$ 868,101	\$ -	\$ 44,616
68	West Las Vegas Public Schools	JLANMKASDL69	\$ 5,513,177.58	\$ -	\$ 5,513,177.58	\$ 6,785,308	\$ 5,171,387	\$ 1,272,130	\$ 341,791
89	Zuni Public School District	XU9NS37898M4	\$ 7,768,353.93	\$ -	\$ 7,768,353.93	\$ 8,120,131	\$ 7,269,534	\$ 351,777	\$ 498,820


EXHIBIT A (24330 - FINAL FY22-23)



USDE - American Rescue Plan Act_ESSER III (24330) FINAL AWARD FY22-23

OBMS ENTITY CODE	LOCAL EDUCATION AGENCY	UEI #	FY21-22 CARRYOVER	Amount of federal funds obligated by this sub-award to subrecipient	Total amount of federal funds obligated to subrecipient including current financial obligation	Total amount of the federal award committed to subrecipient	FY22-23 APPROVED BUDGET	FY21-22 EXPENDITURES	TOTAL AMOUNT TO BAR
STATE CHARTERS				\$ -					
580-001	21st Century Public Academy	TMY5QTLRR8V1	\$ 535,463.70	\$ -	\$ 535,463.70	\$ 803,461	\$ 523,209	\$ 267,997	\$ 12,255
579-001	ACES Technical Charter School	CVFEQ5MQ26V7	\$ 172,984.96	\$ -	\$ 172,984.96	\$ 172,985	\$ -	\$ -	\$ 172,985
528-001	Albuquerque Bilingual Academy	N1YCEGJGSJ69	\$ 894,641.17	\$ -	\$ 894,641.17	\$ 1,349,446	\$ 828,304	\$ 454,805	\$ 66,337
574-001	Albuquerque Collegiate Charter School	CH65KADW1N29	\$ 389,666.92	\$ -	\$ 389,666.92	\$ 537,944	\$ 387,944	\$ 148,277	\$ 1,723
524-001	AIMS @ UNM	JESBYAJUGH55	\$ 233,340.86	\$ -	\$ 233,340.86	\$ 233,341	\$ 221,935	\$ -	\$ 11,406
516-001	Albuquerque School of Excellence	K2PNAF1FMK27	\$ 2,518,785.87	\$ -	\$ 2,518,785.87	\$ 2,554,413	\$ 2,393,831	\$ 35,627	\$ 124,955
517-001	Albuquerque Sign Language Academy (The)	QT5SEMNS7VE7	\$ 312,048.38	\$ -	\$ 312,048.38	\$ 350,727	\$ 275,000	\$ 38,679	\$ 37,048
532-001	Aldo Leopold High School	U72RT1D298F4	\$ 331,159.63	\$ -	\$ 331,159.63	\$ 362,361	\$ 200,000	\$ 31,202	\$ 131,160
511-001	Alma d' arte Charter High School	Q22NV9GL3F19	\$ 329,655.28	\$ -	\$ 329,655.28	\$ 418,923	\$ 292,835	\$ 89,268	\$ 36,820
575-001	Altura Preparatory School	JDPMEJPNHWJ1	\$ 358,079.99	\$ -	\$ 358,079.99	\$ 358,080	\$ -	\$ -	\$ 358,080
525-001	Amy Biehl Charter High School	F2F8MLNIXUC7	\$ 584,381.31	\$ -	\$ 584,381.31	\$ 584,381	\$ 555,815	\$ -	\$ 28,566
520-001	ASK Academy (The)	GRJ6QZLK9EK8	\$ 220,533.93	\$ -	\$ 220,533.93	\$ 282,126	\$ 224,469	\$ 61,592	\$ (3,935)
512-001	Cesar Chavez Community School	M89CJESJ63K5	\$ 388,117.72	\$ -	\$ 388,117.72	\$ 707,140	\$ 371,587	\$ 319,022	\$ 16,531
562-001	Dzit Dit Lool School of Empowerment, Action and Perseverance	CLKJX6KE5GM4	\$ 243,651.98	\$ -	\$ 243,651.98	\$ 245,589	\$ 233,584	\$ 1,937	\$ 10,068
550-001	Estancia Valley Classical Academy	RARRGG8EJ327	\$ 684,274.33	\$ -	\$ 684,274.33	\$ 684,274	\$ 650,825	\$ -	\$ 33,449
557-001	Explore Academy	WEJ3ECH5P8D5	\$ 478,018.74	\$ -	\$ 478,018.74	\$ 1,046,724	\$ -	\$ 568,705	\$ 478,019
581-001	Explore Academy - Las Cruces	C4AKEYECETH7	\$ 220,200.02	\$ -	\$ 220,200.02	\$ 220,200	\$ -	\$ -	\$ 220,200
503-001	Horizon Academy West	KWJ7ZX9KPUW3	\$ 677,701.81	\$ -	\$ 677,701.81	\$ 895,753	\$ 623,556	\$ 218,051	\$ 54,146
573-001	Hózhó Academy	ZP2TF8RAKL48	\$ 1,119,465.42	\$ -	\$ 1,119,465.42	\$ 1,530,663	\$ 1,000,000	\$ 411,198	\$ 119,465
535-001	J. Paul Taylor Academy	SF24Z81T6J31	\$ 208,412.80	\$ -	\$ 208,412.80	\$ 313,690	\$ 187,615	\$ 105,277	\$ 20,798
560-001	La Academia Dolores Huerta	LDXMLL97LKF1	\$ 279,129.34	\$ -	\$ 279,129.34	\$ 314,068	\$ 265,004	\$ 34,938	\$ 14,125
546-001	La Tierra Montessori School of the Arts and Sciences	JS1SKEZFHNM1	\$ 137,723.32	\$ -	\$ 137,723.32	\$ 163,836	\$ 155,828	\$ 26,113	\$ (18,105)
567-001	Las Montañas Charter School	FWLSKPN75P27	\$ 420,447.44	\$ -	\$ 420,447.44	\$ 635,146	\$ 223,891	\$ 214,698	\$ 196,556
547-001	McCurdy Charter School	M9X9GN9JNNB5	\$ 847,637.10	\$ -	\$ 847,637.10	\$ 988,242	\$ 920,806	\$ 140,605	\$ (73,169)
501-001	Media Arts Collaborative Charter School	FGDRPNXN8UQ7	\$ 301,223.63	\$ -	\$ 301,223.63	\$ 550,557	\$ 278,838	\$ 249,333	\$ 22,386
578-001	Middle College High School	LYCFS2WXPQ3	\$ 307,606.79	\$ -	\$ 307,606.79	\$ 307,607	\$ 307,607	\$ -	\$ (0)
542-001	Mission Achievement and Success Charter School	HVRFS8K3J5R8	\$ 6,915,507.86	\$ -	\$ 6,915,507.86	\$ 6,915,508	\$ 6,577,459	\$ -	\$ 338,049
564-001	Monte del Sol Charter School	JLQBBQ6ZZS93	\$ 243,761.74	\$ -	\$ 243,761.74	\$ 491,279	\$ 283,135	\$ 247,518	\$ (39,373)

EXHIBIT A (24330 - FINAL FY22-23)



USDE - American Rescue Plan Act_ESSER III (24330) FINAL AWARD FY22-23

				Amount of federal funds obligated by this sub-award to subrecipient	Total amount of federal funds obligated to subrecipient including current financial obligation	Total amount of the federal award committed to subrecipient			
OBMS ENTITY CODE	LOCAL EDUCATION AGENCY	UEI #	FY21-22 CARRYOVER	FY22-23 FINAL ALLOCATION	FY21-22 CARRYOVER & FY22-23 FINAL ALLOCATION	TOTAL AWARD TO SUBRECIPIENT	FY22-23 APPROVED BUDGET	FY21-22 EXPENDITURES	TOTAL AMOUNT TO BAR
529-001	Montessori Elementary School (The)	R31LVW4EY7G2	\$ 459,402.49	\$ -	\$ 459,402.49	\$ 459,402	\$ 436,946	\$ -	\$ 22,456
549-001	New America School of Las Cruces	FMP4UNLQU286	\$ 410,750.31	\$ -	\$ 410,750.31	\$ 410,750	\$ 390,672	\$ -	\$ 20,078
554-001	New Mexico Connections Academy	L5LTKFTYMM61	\$ 2,432,508.17	\$ -	\$ 2,432,508.17	\$ 2,432,508	\$ 2,313,601	\$ -	\$ 118,907
509-001	New Mexico School for the Arts	H9E9JJBL5MM5	\$ 136,363.17	\$ -	\$ 136,363.17	\$ 207,698	\$ 130,134	\$ 71,335	\$ 6,229
504-001	North Valley Academy	ST3GNJU3JJY5	\$ 1,307,778.49	\$ -	\$ 1,307,778.49	\$ 1,307,778	\$ 1,243,851	\$ -	\$ 63,927
577-001	Raices del Saber Xinachtli Community School	U3CMKJ2HEP65	\$ 320,428.26	\$ -	\$ 320,428.26	\$ 322,605	\$ 106,983	\$ 2,176	\$ 213,445
539-001	Red River Valley Charter School	GJ9WCNDXZJA6	\$ 333,145.22	\$ -	\$ 333,145.22	\$ 345,557	\$ 315,653	\$ 12,412	\$ 17,492
570-001	Roots and Wings Community School	LYQAXV8YCNL5	\$ 112,702.85	\$ -	\$ 112,702.85	\$ 120,160	\$ 102,703	\$ 7,457	\$ 10,000
563-001	Sandoval Academy of Bilingual Education	CPWDBX87R7S5	\$ 235,196.76	\$ -	\$ 235,196.76	\$ 378,482	\$ 359,981	\$ 143,285	\$ (124,784)
505-001	School of Dreams Academy	XS13KKJ34R86	\$ 595,783.80	\$ -	\$ 595,783.80	\$ 910,661	\$ 594,666	\$ 314,877	\$ 1,118
568-001	Six Directions Indigenous Charter School	KFYJG4K8ZMC4	\$ 287,317.97	\$ -	\$ 287,317.97	\$ 287,318	\$ 273,273	\$ -	\$ 14,045
576-001	Solare Collegiate Charter School	ZB1STNXGP567	\$ 1,047,469.84	\$ -	\$ 1,047,469.84	\$ 1,143,119	\$ 615,000	\$ 95,649	\$ 432,470
515-001	South Valley Preparatory School	WKLRQ6WJFUQ5	\$ 637,174.89	\$ -	\$ 637,174.89	\$ 704,277	\$ 597,755	\$ 67,102	\$ 39,420
544-001	Southwest Aeronautics, Mathematics, and Science Academy	E21FVZNRURY5	\$ 226,005.03	\$ -	\$ 226,005.03	\$ 286,478	\$ 212,117	\$ 60,473	\$ 13,888
530-001	Southwest Preparatory Learning Center	UDDKJCVZXA4	\$ 490,653.55	\$ -	\$ 490,653.55	\$ 490,654	\$ 466,669	\$ -	\$ 23,985
531-001	Southwest Secondary Learning Center	J8MCWUYXXVN7	\$ 316,647.71	\$ -	\$ 316,647.71	\$ 316,648	\$ 301,169	\$ -	\$ 15,479
510-001	Taos Academy	LBW4T1KCJ2Y8	\$ 292,301.85	\$ -	\$ 292,301.85	\$ 414,719	\$ 152,784	\$ 122,418	\$ 139,518
521-001	Taos Integrated School of the Arts	U2RKZ3ZCQQQ9	\$ 445,118.58	\$ -	\$ 445,118.58	\$ 449,190	\$ -	\$ 4,072	\$ 445,119
555-001	Taos International Charter School	C1GXNKKEQ5J4	\$ 638,978.99	\$ -	\$ 638,978.99	\$ 678,508	\$ 586,245	\$ 39,529	\$ 52,734
536-001	GREAT Academy (The)	SS8MM7XBQVE1	\$ 432,698.89	\$ -	\$ 432,698.89	\$ 432,699	\$ 411,547	\$ -	\$ 21,152
518-001	Tierra Adentro	R5NKMW6NWLZ3	\$ 589,684.44	\$ -	\$ 589,684.44	\$ 700,405	\$ 542,673	\$ 110,720	\$ 47,011
565-001	Tierra Encantada Charter School	KRK7BW94TUN4	\$ 171,406.78	\$ -	\$ 171,406.78	\$ 547,265	\$ 123,922	\$ 375,859	\$ 47,485
566-001	Turquoise Trail Charter School	J7KQPXL6M2K9	\$ 690,326.68	\$ -	\$ 690,326.68	\$ 1,088,838	\$ 637,967	\$ 398,511	\$ 52,360
552-001	Walatowa High Charter School	JJDLVLMJVK7	\$ 91,155.31	\$ -	\$ 91,155.31	\$ 110,487	\$ 41,292	\$ 19,332	\$ 49,863
	GRAND TOTAL		\$ 815,365,575	\$ -	\$ 815,365,575	\$ 881,785,740	\$ 755,747,723	\$ 66,420,164	\$ 59,617,853